



Condensate technology | BEKOMAT® 20 | 20 FM

Get a grip on condensate: protect resources and boost efficiency with the BEKOMAT®

During compressed air generation and processing, the optimum quality for the application should be achieved. It is important to remove contaminants and humidity from the compressed air as these can lead to quality problems, failures or loss of production.

Condensate discharge without compressed air loss

The BEKOMAT® drains off condensate without loss of compressed air, thus reducing energy costs and CO₂ emissions. This is made possible by the integrated capacitive sensor, smart electronics for volume-controlled condensate discharge and the proven pilot control of the solenoid valve.

The BEKOMAT® for filters and water separators

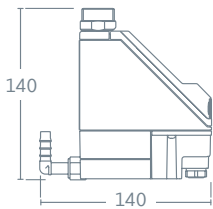
The BEKOMAT® 20 is a sturdy condensate drain designed for use in water separators, filters and similar equipment. It is suitable for oil-lubricated plants as well as oil-free compressors.



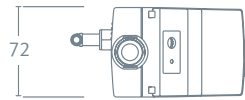
The control panel is accessible from the top and the front. It has a plastic housing with integrated aluminium condensate container.

The BEKOMAT® 20FM with integrated filter management (filter service life monitor and indicator) is a cost-effective monitoring solution for the connected filter element.

- › **No compressed air lost during draining**
 - › Low operating costs
- › **Outstanding reliability**
 - › Durable and resistant to dirt
 - › Large valve diameters prevent the formation of emulsions
 - › No delicate mechanical components
 - › For operation at temperatures up to +60 °C
- › **Easy to install and virtually maintenance-free**
- › **Automated operation and monitoring**
 - › Ready for integration into modern system monitoring installations
 - › Automatic start of self-cleaning process based on dirt load



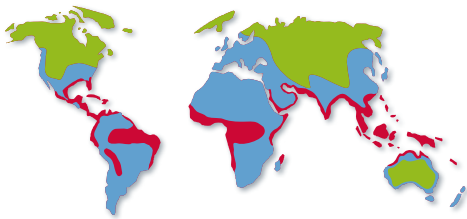
Dimensions in mm



* Short-term peak volume can only be achieved if the device is correctly installed according to the operating manual.

Technical data	BEKOMAT® 20	BEKOMAT® 20 FM					
Max. compressor capacity	■ 5 m³/min ▲ 4 m³/min ● 2.5 m³/min						
Max. refrigeration dryer performance	■ 10 m³/min ▲ 8 m³/min ● 5 m³/min						
Max. filter performance	■ 50 m³/min ▲ 40 m³/min ● 25 m³/min						
Min./max. operating pressure	0.8 ... 16 bar (gauge)						
Housing	aluminium + plastic, glass fibre reinforced						
Ambient temperature	+1 °C ... +60 °C						
Weight (empty)	0.7 kg						
Condensate inlet	1 x G¾ (outside) - G½ (inside)						
Condensate discharge	1 x G¾; hose connector, hose Ø = 8-10 mm (inside)						
Operating voltage	230 / 115 / ... / 24 VAC ± 10%, 50 ... 60 Hz / 24 VDC ± 10%						
Power consumption	P < 3.0 VA (W)	P < 8.0 VA (W)					
Protection class	IP 55						
Wire cross-section (mains connection)	3 x 0.75 mm² ... 1.5 mm² (AWG 16...18)						
Protection	recommended for AC: 1 A slow / mandatory for DC: 1 A slow						
Contact load	none	max. AC 250 V, DC 30 W / 1A min. DC 5 V / 10mA					
Condensate	oil-contaminated condensate; oil-free, potentially aggressive condensate						
Discharge performance							
Operating pressure bar (gauge)	1 bar	2 bar	3 bar	4 bar	5 bar	6 bar	> 7 bar
Max. discharge rate (short-term)* l/h	3.4	9.9		10.8			
Ø discharge rate l/h	0.33	0.95		1.03			
Wearing parts kit	4003701			4003701			

Climate – a key factor



The general climate and the ambient temperature are important factors for the formation of condensate in compressed air systems. That is why we quote separate performance data of our BEKOMAT® models for three climate zones:

- e.g. Northern Europe, Canada, Northern USA, Central Asia
- ▲ e.g. Central and Southern Europe, Central America
- e.g. South-East Asian coastal regions, Oceania, Amazon and Congo regions

Temperature range: 1 to + 60 °C

Do you have questions about the best way of processing your compressed air?

We have the answers! We offer efficient solutions for any type of processing chain. Please contact us with all your queries. We would be delighted to tell you more about our condensate

treatment, filtration, drying, measuring and process technology, and our comprehensive services.

BEKO TECHNOLOGIES GMBH
Im Taubental 7 | D-41468 Neuss

Tel. +49 2131 988 - 1000
info@beko-technologies.com
www.beko-technologies.de

Visit us at



Subject to technical changes without prior notice. Errors and omissions excepted.