

LabJack

Published on *LabJack* (<https://labjack.com>)


[Home](#) > [Support](#) > [Datasheets](#) > [Accessories](#) > CB15

CB15 Datasheet

[CB15 Terminal Board](#)

Stock: In Stock

Price: \$33.00



[Click here to order!](#)

[Log in](#) or [register](#) to post comments

The CB15 terminal board connects to the DB15 connector on applicable LabJacks (not the U12). It provides convenient screw terminal access to the 12 digital I/O available on the DB15 connector. The CB15 is designed to connect directly to the LabJack (see image below), or can connect via a standard 15-line 1:1 male-female DB15 cable (not included).

The green LED on the CB15 is directly powered by the 5-volt supply (Vs) from the LabJack, so it should be lit whenever the CB15 is connected to a powered LabJack.

The CB15 PCB is mounted to a piece of Snaptrack. The Snaptrack is DIN rail mountable using TE Connectivity part [#KAD](#) (not included).

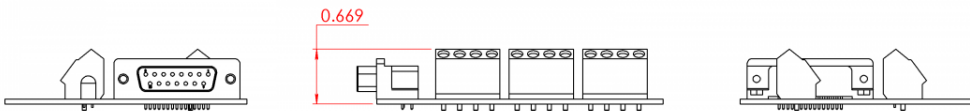
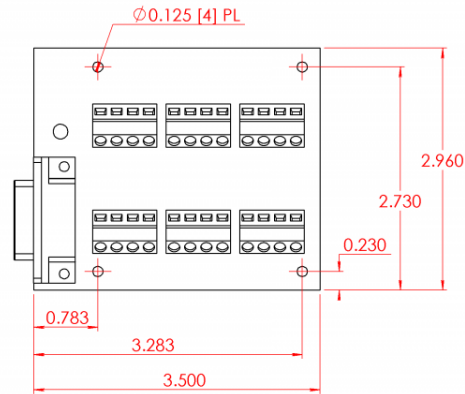
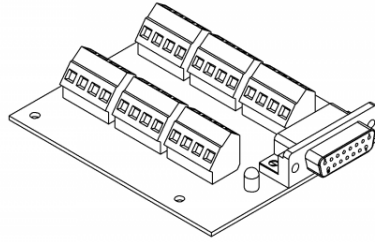
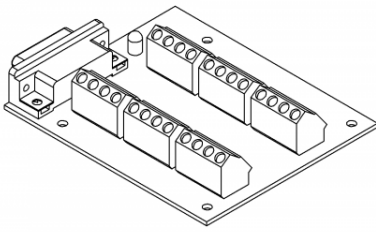
For more information about the I/O lines, see the User's Guide for the applicable LabJack. Here are a few useful links:

- [U3 Section 2.5](#) (Flexible I/O)
- [U3 Section 2.8](#) (Digital I/O)
- [U3 Section 2.11](#) (DB15)
- [U6 Section 2.8](#) (Digital I/O)
- [U6 Section 2.12](#) (DB15)
- [UE9 Section 2.9](#) (Digital I/O)
- [UE9 Section 2.13](#) (DB15)

Table 1. DB15 Pinouts and Names

Pin #	Pin Name	Pin #	Pin Name
1	Vs	9	CIO0
2	CIO1	10	CIO2
3	COI3	11	GND
4	EIO0	12	EIO1
5	EIO2	13	EIO3
6	EIO4	14	EIO5
7	EIO6	15	EIO7
8	GND		








**Notes:**

1. 3" Snap-Track not shown.

Common neutral format CAD models are provided below. Right-click and select the "Save link as..." option to download STEP files.

File Attachment:

-  [CB-15.IGS](#)
 -  [CB-15.STEP](#)
 -  [SnapTrack_3in.IGS](#)
 -  [SnapTrack_3in.STEP](#)
 -  [CB-15.DXF](#)
-