

TOSHIBA

PRODUCT CATALOG

2019 - 2020

รายการหลอดไฟและผลิตภัณฑ์ส่องสว่าง

2562-2563

TTL CATALOG EN-2/2020

Lighting products and gears.
by Thai Toshiba Lighting Co., Ltd.

หลอดไฟ
โตชิบา



TOSHIBA



หลอดไฟ
โตชิบา

ผลิตสินค้าคุณภาพ ใส่ใจสิ่งแวดล้อม
เพื่อความสุขของคนไทยมากกว่า 46 ปี

สว่างกลางใจ ไทยทุกดวง
www.toshibalight.com

Thai Toshiba Lighting Company Limited was established by Dr.Korn and Thanpuying Niramol Suriyasat and joint ventured with Toshiba Lighting & Technology Corporation (TLT) Japan On September 24,1973; as a manufacturer of lighting products under TOSHIBA brand.

BUSINESS TYPE

Manufacturing & Sales of lighting product : Fluorescent Lamps, Fluorescent Circline Lamps, Compact Fluorescent Lamps, Special lamps, LED Lamps, Ballasts, Starters & lamp components

ESTABLISHMENT September 24, 1973

Produce quality products with environmental consciousness.

Thai Toshiba Lighting has produce quality product for Thai people more than 46 years by strive on environmental consciousness such as following.

We changed the original coating system of tubes used Butyl Acetate, which is harm to the workers and the environment, to water.

Produce fluorescent lamps which last for 20,000 hrs long, first brand of Thailand. In order to reduce lamps deterioration and reduces the amount of toxic wastes in the environment.

Replaced liquid mercury with amalgam to control and reduce the amount of mercury in the process up to 55%, from 10mg to 4.5mg per lamp.

The manufacturing of Thai Toshiba Lighting are RoHs compliant with environmental awareness. All Toshiba lamps has been confirmed by various environmental organization such as these following certifications.

First Thai's Green Label lamp.

ISO 14001 standard certified of environmental management.

The first brand to received the Carbon Reduction certified which given to the manufacturer who reduce energy consumption and reduce emissions of CO₂ in the atmosphere.

1973

Establishment

Established Thai Toshiba Fluorescent Lamp Co., Ltd. to produce glass tube.

1982

Expansion

Established Thai Toshiba Lighting Co., Ltd. and transfer the operation from Thai Toshiba Fluorescent Lamp Co., Ltd. to TTLC

1987
1988

Outstanding Workplace (1987) / Outstanding Product (1988)

Received the "Outstanding Workplace Award" / Received the "Outstanding Product Award" from MOI (Ministry of Industry)

1996

Good attitude toward people and the environment

Toshiba Lighting has replaced the coating chemical from butyl acetate base to purified water base, which does not affect to environment and worker.

1998

Leader in environmental conservation

First brand of lighting products to get approval and authorized for use of "Green Label" for 18W and 36W fluorescent lamps.

1999

ISO 14001 standard

Certified ISO 14001 standard for environmental management to control Improve and maintain the quality of the environment and protect human health.

2003

Extend its use to reduce environmental waste

We have developed fluorescent lamps that last for up to 20,000 hours of life, first brand in Thailand. To reduce the amount of hazardous waste to the environment.

2005

Only one to use amalgam instead of liquid mercury

First and only one brand which using an amalgam instead of liquid mercury to reduce the spread of mercury into the environment in the production process and reduce the factors that cause hazard waste from breakage fluorescent tube.

2007

Reduce the global warming

Thai Toshiba Lighting Co., Ltd. in collaboration with with the Electricity Generating Authority of Thailand (EGAT) distributed free of 400,000 compact fluorescent lamps to anyone who participating "Sufficient energy consume for the King" campaign. Beside, we have improved the production process to meet the RoHS standard.

2009

OHSAS/TIS 18001 certified

TTLC certified standards, occupational health and safety management systems. The goal is to reduce and control the risk of employees and those involved. Increasing the efficiency of operation of the safety and promote a positive image of corporate responsibility towards employees and society.

2010

Reduce carbon emissions globally

Again with a leading environmental products of the first brand who received Carbon Reduction Label in Thailand.

2011

Green System

Thai Toshiba Lighting Co., Ltd. received certification, from the Ministry of Industry, as a green industry level 3 which has an environmental management system.

2013

Labeling standard No. 5 for LED MR16

Toshiba LED MR16 (LDRA0930WU5USD, LDRA0940WU5USD) passed the testing of EGAT's standard label No.5.

2014

Reduce carbon emission globally (New project LCA process)

First brand of lighting products to get Carbon Footprints label from Thailand Greenhouse gas management organization (Public organization): TGO

Corporate Social Responsibility

Thai Toshiba Lighting Co., Ltd. won the CSR-DIW Award 2014 from the Department of Industry. This award is presented to those who follow the industry standard to promote the implementation of social responsibility and sustainable development.

2015

Thailand Green Label Award

Received a plaque of honor "Thailand Green Label Award" which Thai Toshiba Lighting Co., Ltd.TLC participating Green Label continuously for over 10 years.

Labeling standard No. 5 for LED A60

Toshiba LED A60 (LDA0016510-TH) passed the testing of EGAT's standard label No.5.

2017

Green label standard for LED tube

First brand of LED tube product to get approval and authorize for use of "Green label" for 16W and 18W LED tube.

2018

Got more green Industry level

Thai Toshiba Lighting Co., Ltd. received certification, from the Ministry of Industry, as a green industry level 4 which has an environmental management system.

2019

ISO 45001:2018 Standard

ISO 45001: 2018 Occupational Health and Safety Management System Certified for environmental management to control Improve and maintain the quality of the environment and protect human health.



LED Lamps

- LED Bulb
- LED Candle & Globe
- LED RetroLight
- LED Light Sensor
- LED T Lamp
- LED Hi Power

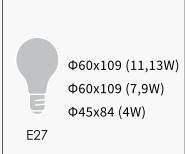


LED Bulb A Series

Wide range of brightness with all 3 color temperatures options, TOSHIBA LED A series have been useful over the time, generation to generation. Long lasting, Robust and Eyes safety LED quality with 200 degree wide beam angle.



DIMENSION



EQUIVALENT

40W/60W/75W/85W/100W

↓

4W/7W/9W/11W/13W

Compare to Incandescent lamp

ENERGY SAVING




ENERGY SAVING
90% / 88% / 88% / 87% / 87%
SAVES MONEY




Eye safety
Passed IEC standard
IEC 62471

Product code	Bulb Shape	Rated Wattage (W)	Luminous Flux (lm)	Color Temperature (K)	Voltage (V)	Efficacy (lm/W)	Color Rendering Index (Ra)	Beam Angle	Lifespan (Hrs.)
RLDAC0427E7TH7	A45	4	350	2700K	220-240	88	80	200°	15,000h
RLDAC0440E7TH7	A45	4	380	4000K	220-240	95	80	200°	15,000h
RLDAC0465E7TH7	A45	4	380	6500K	220-240	95	80	200°	15,000h
RLDAC0727E7TH7	A60	7	600	2700K	220-240	86	80	200°	15,000h
RLDAC0740E7TH7	A60	7	650	4000K	220-240	93	80	200°	15,000h
RLDAC0765E7TH7	A60	7	650	6500K	220-240	93	80	200°	15,000h
RLDAC0927E7TH7	A60	9	810	2700K	220-240	90	80	200°	15,000h
RLDAC0940E7TH7	A60	9	850	4000K	220-240	94	80	200°	15,000h
RLDAC0965E7TH7	A60	9	850	6500K	220-240	94	80	200°	15,000h
RLDAC1127E7TH7	A60	11	1055	2700K	220-240	96	80	200°	15,000h
RLDAC1140E7TH7	A60	11	1150	4000K	220-240	105	80	200°	15,000h
RLDAC1165E7TH7	A60	11	1150	6500K	220-240	105	80	200°	15,000h
RLDAC1327E7TH7	A60	13	1350	2700K	220-240	104	80	200°	15,000h
RLDAC1340E7TH7	A60	13	1521	4000K	220-240	117	80	200°	15,000h
RLDAC1365E7TH7	A60	13	1521	6500K	220-240	117	80	200°	15,000h

Operation temperature : -20°C to 40°C



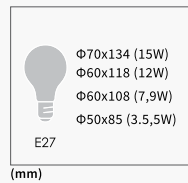


LED A Bulb

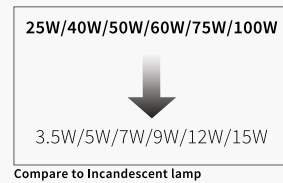
LED A bulbs with 80 CRI are essential to replace the very popular 25W/40W/50W/60W/75W/100W incandescent bulbs. With 3000K and 6500K color temperature offer the most comfortable ambience for your room.



DIMENSION



EQUIVALENT



ENERGY SAVING



180° 1955-2551



Non-DIMMABLE



Surge Protection

Product code	Bulb Shape	Rated Wattage (W)	Luminous Flux (lm)	Color Temperature (K)	Voltage (V)	Efficacy (lm/W)	Color Rendering Index (Ra)	Beam Angle	Lifespan (Hrs.)
LCA5003W27	A50	3.5	240	3000K	220-240	68	80	220°	15,000h
LCA5003W65	A50	3.5	270	6500K	220-240	77	80	220°	15,000h
LCA5005W27	A50	5	400	3000K	220-240	80	80	220°	15,000h
LCA5005W65	A50	5	450	6500K	220-240	90	80	220°	15,000h
LCA6007W27	A60	7	560	3000K	220-240	80	80	220°	15,000h
LCA6007W65	A60	7	630	6500K	220-240	90	80	220°	15,000h
LCA6009W27	A60	9	720	3000K	220-240	80	80	220°	15,000h
LCA6009W65	A60	9	810	6500K	220-240	90	80	220°	15,000h
LCA6012W27	A60	12	960	3000K	220-240	80	80	220°	15,000h
LCA6012W65	A60	12	1080	6500K	220-240	90	80	220°	15,000h
LCA7015W27	A70	15	1350	3000K	220-240	90	80	220°	15,000h
LCA7015W65	A70	15	1410	6500K	220-240	94	80	220°	15,000h

Operation temperature : -20°C to 40°C



LED 3 Step Click

LED 3 step click provide you special function can create abundant atmosphere in the lighting scenario. It's 2 option you can choose step dim and step color change.



DIMENSION



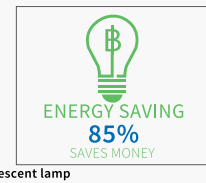
(mm)

EQUIVALENT



Compare to Incandescent lamp

ENERGY SAVING



180° 1955-2551



DIMMABLE



Surge Protection

Product code	Bulb Shape	Rated Wattage (W)	Luminous Flux (lm)	Color Temperature (K)	Voltage (V)	Efficacy (lm/W)	Color Rendering Index (Ra)	Beam Angle	Lifespan (Hrs.)
LED 3 Step dim click : brightness 100% / 50% / 15%									
RLCAH0765E7TH1SD	A60	7	630	6500K	185-265	90	80	270°	20,000h
RLCAH0927E7TH1SD	A60	9	720	2700K	185-265	80	80	270°	20,000h
RLCAH0965E7TH1SD	A60	9	810	6500K	185-265	90	80	270°	20,000h
LED 3 Step color click : color temperature switch 6500K / 2700K / 4000K									
RLCAH0700E7TH1CC	A60	7	630	6500K/2700K/4000K	185-265	90	80	270°	20,000h
RLCAH0900E7TH1CC	A60	9	810	6500K/2700K/4000K	185-265	90	80	270°	20,000h

Operation temperature : -20°C to 40°C





LED Candle & Globe (E14 base)

LED Candle light in a classic shape can replace brightness 40W incandescent candle lamp. It is perfect to fit in chandelier with faceted crystal optics.

LED Globe is an essential light source for small fittings and ambient lighting. It is perfect for using in retrofit luminare.

E14 Candle E14 Globe

DIMENSION

EQUIVALENT

40W
↓
3W

Compare to Incandescent lamp

ENERGY SAVING

ENERGY SAVING 85%
SAVES MONEY

Surge Protection

Non-DIMMABLE

Surge Protection

Product code	Bulb Shape	Rated Wattage (W)	Luminous Flux (lm)	Color Temperature (K)	Voltage (V)	Efficacy (lm/W)	Color Rendering Index (Ra)	Beam Angle	Lifespan (Hrs.)
LCCB3503W27	B35	3	210	2700K	220-240	70	80	220°	15,000h
LCBG4503W27	G45	3	210	2700K	220-240	70	80	220°	15,000h
LCBG4503W65	G45	3	240	6500K	220-240	80	80	220°	15,000h

Operation temperature : -20°C to 40°C



LED RetroLight

The classic LED RetroLight features an antique style design, which is ideal for decorate chandeliers and ornamental fixtures. It has extremely wide beam angles of 360° create a warm and pleasant atmosphere in inner spaces.

E14 CA35 Clear type E27 A60 Clear type E27 A60 Amber type E27 ST64 Amber type

DIMENSION

EQUIVALENT

40W / 60W
↓
4W / 6W

Compare to Incandescent lamp

ENERGY SAVING

ENERGY SAVING 90%
SAVES MONEY

Surge Protection

Non-DIMMABLE

Surge Protection

Product code	Bulb Shape	Rated Wattage (W)	Luminous Flux (lm)	Color Temperature (K)	Voltage (V)	Efficacy (lm/W)	Color Rendering Index (Ra)	Beam Angle	Lifespan (Hrs.)
RLCC0427E4TH2CL	CA35	4	450	2700K	220-240	112	80	320°	15,000h
RLCC0627E7TH2CL	A60	6	810	2700K	220-240	135	80	320°	15,000h
RLCA60C0622E7TH1	A60	6	600	2200K	220-240	100	80	360°	15,000h
RLCST64C0622E7TH1	ST64	6	600	2200K	220-240	100	80	360°	15,000h

Operation temperature : -20°C to 40°C





LED Sunlight sensor

Toshiba LED Sunlight sensor comes with double intelegent light sensor automatically turn on when darkness and turn off when bright enough easy to replacement with classic lamps E27 socket

A60 9 Watt A70 12 Watt

DIMENSION

A60:Φ60x110
A70:Φ70x130
E27
(mm)

EQUIVALENT

80W,100W

9W,12W

Compare to Incandescent lamp

ENERGY SAVING

ENERGY SAVING
89%,88%
SAVES MONEY

RoHS,1955-2551

Non-DIMMABLE

Eye safety
Passed IEC standard

Automatic
Turn on-off

Product code	Bulb Shape	Rated Wattage (W)	Luminous Flux (lm)	Color Temperature (K)	Voltage (V)	Efficacy (lm/W)	Color Rendering Index (Ra)	Beam Angle	Lifespan (Hrs.)
RLDAC0927E7TH1LS	A60	9	1000	2700K	220-240	111	80	220°	25,000h
RLDAC0965E7TH1LS	A60	9	1080	6500K	220-240	120	80	220°	25,000h
RLDAC1265E7TH1LS	A70	12	1200	6500K	220-240	100	80	220°	25,000h

Operation temperature : -20°C to 45°C



LED T Stick Lamp

Toshiba LED T Stick lamp design with exetra wide beam angle 240° Replace to compact fluorescent lamp with both vertical & horizontal E27 fixture.Compact T-shape design to use in condominium , hotel and office.

T38 5 Watt T41 8 Watt T44 11 Watt

DIMENSION

Φ38 Φ41 Φ44
110 118 134
E27 E27 E27
5W 8W 11W
(mm)

EQUIVALENT

40W / 60W / 75W

5W / 8W / 11W

Compare to Incandescent lamp

ENERGY SAVING

ENERGY SAVING
88% / 87% / 85%
SAVES MONEY

RoHS,1955-2551

Non-DIMMABLE

Product code	Bulb Shape	Rated Wattage (W)	Luminous Flux (lm)	Color Temperature (K)	Voltage (V)	Efficacy (lm/W)	Color Rendering Index (Ra)	Beam Angle	Lifespan (Hrs.)
RLDTC0527E7TH1	T38	5	485	2700K	220-240	97	80	240°	15,000h
RLDTC0565E7TH1	T38	5	500	6500K	220-240	100	80	240°	15,000h
RLDTC0827E7TH1	T41	8	800	2700K	220-240	100	80	240°	15,000h
RLDTC0840E7TH1	T41	8	850	4000K	220-240	106	80	240°	15,000h
RLDTC0865E7TH1	T41	8	850	6500K	220-240	106	80	240°	15,000h
RLDTC1127E7TH1	T44	11	1100	2700K	220-240	100	80	240°	15,000h
RLDTC1140E7TH1	T44	11	1150	4000K	220-240	105	80	240°	15,000h
RLDTC1165E7TH1	T44	11	1150	6500K	220-240	105	80	240°	15,000h

Operation temperature : -20°C to 40°C





LED T Stick Lamp Hi-Power

Toshiba LED T Stick lamp High Power design With extra wide beam angle 220°. Replace to ordinary compact fluorescent E27. High power LED can be more brightness when using with Low bay fixture E27 in Central halll, Exhibition area or Night market. The cover design to help reducing glare to your eyes.



DIMENSION

Ø65x169(20W)
Ø65x149(15W)
E27
(mm)

EQUIVALENT

100W / 125W

↓

15W / 20W

Compare to Incandescent lamp

ENERGY SAVING

ENERGY SAVING
85% / 84%
SAVES MONEY



Product code	Bulb Shape	Rated Wattage (W)	Luminous Flux (lm)	Color Temperature (K)	Voltage (V)	Efficacy (lm/W)	Color Rendering Index (Ra)	Beam Angle	Lifespan (Hrs.)
RLDTC1527E7TH1	T65	15	1600	2700K	220-240	107	80	220°	15,000h
RLDTC1565E7TH1	T65	15	1700	6500K	220-240	113	80	220°	15,000h
RLDTC2027E7TH1	T65	20	2000	2700K	220-240	100	80	220°	15,000h
RLDTC2065E7TH1	T65	20	2100	6500K	220-240	105	80	220°	15,000h

Operation temperature : -20°C to 40°C



LED Super Bright

LED High watt : Super bright suitable to install in high area of factory or warehouse, replaceable with lowbay fixtures which could be used in restuarant, night market, retail store, comes with advantage heat reducing system and surge protection.

DIMENSION

Ø138x246 (50W)
Ø118x216 (40W)
Ø100x188 (30W)
Ø80x146 (20W)
E27
(mm)

EQUIVALENT

35W/50W/70W/90W

↓

20W/30W/40W/50W

Compare to Compact Fluorescent lamp

ENERGY SAVING

ENERGY SAVING
85%
SAVES MONEY

Product code	Bulb Shape	Rated Wattage (W)	Luminous Flux (lm)	Color Temperature (K)	Voltage (V)	Efficacy (lm/W)	Color Rendering Index (Ra)	Beam Angle	Lifespan (Hrs.)
RLCI2030E7TH1	T80	20	1600	3000K	170-250	80	80	220°	20,000h
RLCI2065E7TH1	T80	20	1800	6500K	170-250	90	80	220°	20,000h
RLCI3030E7TH1	T100	30	2400	3000K	170-250	80	80	220°	20,000h
RLCI3065E7TH1	T100	30	2700	6500K	170-250	90	80	220°	20,000h
RLCI4030E7TH1	T120	40	3200	3000K	170-250	80	80	220°	20,000h
RLCI4065E7TH1	T120	40	3600	6500K	170-250	90	80	220°	20,000h
RLCI5030E7TH1	T140	50	4000	3000K	170-250	80	80	220°	20,000h
RLCI5065E7TH1	T140	50	4500	6500K	170-250	90	80	220°	20,000h

Operation temperature : -20°C to 40°C



TOSHIBA

LED Reflector Lamps

LED GU10

LED MR16

LED G4&G9

LED PAR LAMP



LED GU10

Toshiba LED GU10 is outstanding reflector lamp design with wide beam angle, 24-100 degree. Compatible with EU standard GU10 fixture. It is the perfect product to replace any halogen lamp and save up to 86% energy consumption. The range of difference colour temperatures will adapt to any installation requirement.



DIMENSION



EQUIVALENT



ENERGY SAVING



Product code	Voltage (V)	Rated Wattage (W)	Luminous Flux (lm)	CBCP (cd)	Efficacy (lm/W)	Colour Temperature	Color Rendering Index (Ra)	Beam Angle	Lifespan (Hrs.)
RLDMC05273U1TH1	220-240	5	380	900	76	2700K	80	24°	15,000h
RLDMC05274U1TH1	220-240	5	380	600	76	2700K	80	36°	15,000h
RLDMC05654U1TH1	220-240	5	400	650	80	6500K	80	36°	15,000h
RLDMC0527AU1TH1	220-240	5	380	130	76	2700K	80	100°	15,000h
RLDMC0565AU1TH1	220-240	5	400	140	80	6500K	80	100°	15,000h
RLDMC08273U1TH1	220-240	7.5	600	1600	80	2700K	80	24°	15,000h
RLDMC08274U1TH1	220-240	7.5	600	900	80	2700K	80	36°	15,000h
RLDMC08654U1TH1	220-240	7.5	630	1000	84	6500K	80	36°	15,000h
RLDMC0827AU1TH1	220-240	7.5	600	190	80	2700K	80	100°	15,000h
RLDMC0865AU1TH1	220-240	7.5	630	200	84	6500K	80	100°	15,000h

Operation temperature : -20°C to 40°C



TOSHIBA



LED MR16 GU 5.3

Toshiba LED MR16 is design to replace the low voltage halogen lamps. Design for wide range of beam angle : 24, 36 and 100 degree. It's suitable for both accent and general lighting.

DIMENSION

(mm)

EQUIVALENT

20W/35W/50W

↓

3W/5W/7W

Compare to Halogen lamp

ENERGY SAVING

ENERGY SAVING
85% / 86% / 86%
SAVES MONEY

Product code	Voltage (V)	Rated Wattage (W)	Luminous Flux (lm)	CBCP (cd)	Efficacy (lm/W)	Colour Temperature	Color Rendering Index (Ra)	Beam Angle	Lifespan (Hrs.)
RLDMA03273U5TH1	12	3	230	600	77	2700K	80	24°	25,000h
RLDMA03653U5TH1	12	3	240	620	80	6500K	80	24°	25,000h
RLDMA03274U5TH1	12	3	230	390	77	2700K	80	36°	25,000h
RLDMA03654U5TH1	12	3	240	400	80	6500K	80	36°	25,000h
RLDMA0327AU5TH1	12	3	230	80	77	2700K	80	100°	25,000h
RLDMA0365AU5TH1	12	3	240	90	80	6500K	80	100°	25,000h
RLDMA05273U5TH1	12	5	350	900	70	2700K	80	24°	25,000h
RLDMA05653U5TH1	12	5	360	950	72	6500K	80	24°	25,000h
RLDMA05274U5TH1	12	5	350	600	70	2700K	80	36°	25,000h
RLDMA05654U5TH1	12	5	360	620	72	6500K	80	36°	25,000h
RLDMA0527AU5TH1	12	5	350	130	70	2700K	80	100°	25,000h
RLDMA0565AU5TH1	12	5	360	135	72	6500K	80	100°	25,000h
RLDMA07273U5TH1	12	7	500	1300	71	2700K	80	24°	25,000h
RLDMA07653U5TH1	12	7	520	1350	74	6500K	80	24°	25,000h
RLDMA07274U5TH1	12	7	500	800	71	2700K	80	36°	25,000h
RLDMA07654U5TH1	12	7	520	850	74	6500K	80	36°	25,000h

Beam Angle
24°,36°

Beam Angle
100°



Non-DIMMABLE

Operation temperature : -20°C to 40°C



SHINING

LED MR16 GU 5.3 : 13 degree

LED MR16 is design to replace the low voltage halogen lamps. Design for unique beam angle : 13 degree. It's suitable for both accent and general lighting.

DIMENSION

(mm)

EQUIVALENT

20W/35W/50W

↓

3W/5W/7W

Compare to Halogen lamp

ENERGY SAVING

ENERGY SAVING
85% / 86% / 86%
SAVES MONEY

Product code	Voltage (V)	Rated Wattage (W)	Luminous Flux (lm)	CBCP (cd)	Efficacy (lm/W)	Colour Temperature	Color Rendering Index (Ra)	Beam Angle	Lifespan (Hrs.)
RLCMA03271U5TH1	12	3	220	2000	73	2700K	80	13°	25,000h
RLCMA03651U5TH1	12	3	230	2200	77	6500K	80	13°	25,000h
RLCMA05271U5TH1	12	5	330	3800	66	2700K	80	13°	25,000h
RLCMA05651U5TH1	12	5	350	4000	70	6500K	80	13°	25,000h
RLCMA07271U5TH1	12	7	450	4800	64	2700K	80	13°	25,000h
RLCMA07651U5TH1	12	7	480	5000	69	6500K	80	13°	25,000h

Operation temperature : -20°C to 40°C



Non-DIMMABLE





LED MR16 220V

LED MR16 220V are design to replace 220 Voltage halogen lamp of 40 watt. Its suitable for both accent and general lighting.



DIMENSION

EQUIVALENT

40W

5W

Compare to Halogen lamp

ENERGY SAVING

ENERGY SAVING 87.5% SAVES MONEY

RoHS, 1955-2551

Non-DIMMABLE

Surge Protection

Product code	Voltage (V)	Rated Wattage (W)	Luminous Flux (lm)	CBCP (cd)	Efficacy (lm/W)	Colour Temperature	Color Rendering Index (Ra)	Beam Angle	Lifespan (Hrs.)
LCMR16AC0527	220-240	5	400	800	80	2700K	80	30°	15,000h
LCMR16AC0565	220-240	5	420	900	84	6500K	80	30°	15,000h

Operation temperature : -20°C to 40°C



LED G4 & G9

LED G4 & G9 are ideal for lighting under Cabinet lighting, Puck light, Garden light, Boats and RVs, Display case lighting and desk lamps. comes with both 12Vdc and 220Vac.



LED G4 12Vdc LED G9 220Vac

DIMENSION

EQUIVALENT

23W/25W

2.3W/2.5W

Compare to Halogen lamp

ENERGY SAVING

ENERGY SAVING 90% SAVES MONEY

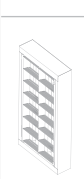
RoHS, 1955-2551


Non-DIMMABLE

Surge Protection

Product code	Voltage (V)	Rated Wattage (W)	Luminous Flux (lm)	Efficacy (lm/W)	Colour Temperature	Color Rendering Index (Ra)	Beam Angle	Lifespan (Hrs.)
LCOA0230WG4TH1C	12	2.3	180	80	3000K	80	300°	20,000h
LCOC0330WG9TH1F	220-240	2.5	200	80	3000K	80	180°	20,000h

Operation temperature : -15°C to 45°C





LED PAR LAMP

Remarkable and unique area by new TOSHIBA LED PAR lamp for indoor using, such as Building, Restaurant, Department store and Gallery or use outdoor with weather proof socket fixture for Garden, Tree decoration and outdoor landscape.

Comes with various of beam angle in 25 and 35 degree.



PAR20
IP 20



PAR30
IP 65



PAR38
IP 65

DIMENSION



EQUIVALENT



ENERGY SAVING



NDL 1055-2551



Non-DIMMABLE



Indoor use only
for PAR20



Can use Outdoor
for PAR30 and PAR38

Product code	Voltage (V)	Rated Wattage (W)	Luminous Flux (lm)	CBCP (cd)	Efficacy (lm/W)	Colour Temperature	Color Rendering Index (Ra)	Beam Angle	IP level	Lifespan (Hrs.)
RLDPC0727WE7TH1	220-240	7	500	1,000	71	2700K	80	25°	20	25,000h
RLDPC0765WE7TH1	220-240	7	550	1,100	79	6500K	80	25°	20	25,000h
RLDPC1027WE7TH1	220-240	10	700	1,500	75	2700K	80	25°	65	25,000h
RLDPC1065WE7TH1	220-240	10	850	1,600	80	6500K	80	25°	65	25,000h
RLDPC1527WE7TH1	220-240	15	1,100	1,900	73	2700K	80	35°	65	25,000h
RLDPC1565WE7TH1	220-240	15	1,200	2,000	80	6500K	80	35°	65	25,000h

Operation temperature : -20°C to 40°C



LED PAR LAMP

LED PAR LAMP are ideally suitable to spot light application and are extensively used in retail environment to highlight merchandise. The elegant design of reflector and light guide make the light spot like light effect of traditional halogen.



PAR20
8 Watt



PAR30
12 Watt



PAR38
18 Watt

DIMENSION



EQUIVALENT



ENERGY SAVING



NDL 1955-2551



Non-DIMMABLE



Surge Protection

Product code	Voltage (V)	Rated Wattage (W)	Luminous Flux (lm)	CBCP (cd)	Efficacy (lm/W)	Colour Temperature	Color Rendering Index (Ra)	Beam Angle	IP level	Lifespan (Hrs.)
LCPC0827WE7TH1	185-265	8	640	1,300	80	2700K	80	38°	20	20,000h
LCPC0865WE7TH1	185-265	8	640	1,400	80	6500K	80	38°	20	20,000h
LCPC1227WE7TH1	185-265	12	960	2,700	80	2700K	80	38°	20	20,000h
LCPC1265WE7TH1	185-265	12	960	3,600	80	6500K	80	38°	20	20,000h
LCPC1827WE7TH1	185-265	18	1,440	4,400	80	2700K	80	38°	20	20,000h
LCPC1865WE7TH1	185-265	18	1,440	5,400	80	6500K	80	38°	20	20,000h

Operation temperature : -15°C to 45°C

