
R 945 Litronic

LIEBHERR

Crawler excavator

Generation

7

Operating weight

40,800 – 46,400 kg

Engine

220 kW / 299 HP
Stage IIIA / Tier 3

Bucket capacity

2.00 – 3.00 m³



Experience the progress R 945

Safety

- Fully unobstructed all-round visibility – optional rear and side surveillance cameras
- Tilttable console for easy and safe access to cab
- Emergency exit via the rear cab window
- Right window and windshield in laminated and tinted glass

Equipment

- Longer lifespan of components thanks to a grouping of the lubrication points
- Safety check valves for hoist and stick cylinders (option)

Maintenance

- Innovative servicing concept, with service points accessible from ground level
- Engine oil, hydraulic oil, fuel and urea (diesel exhaust fluid) levels visible on the display





Comfort

- Spacious, air-conditioned work space
- Mechanical seat with vertical suspension as standard
- Easy-to-use high resolution 9" colour touchscreen
- Completely retractable front cab window
- LED lighting as standard

Engine

- Liebherr engine equivalent to EU Stage IIIA and EPA Tier 3
- Automatic engine idling / speed increase, controlled via joystick sensors

Undercarriage

- Robust, reliable X-frame undercarriage, easy to secure thanks to its integrated eyelets
- Easy maintenance
- Maintenance-free track chains and track rollers with lifetime lubrication

Technical data



Engine

Rating per ISO 9249	220 kW (299 HP) at 1,800 RPM
Torque	1,421 Nm at 1,350 RPM
Model	Liebherr D944 A7-23
Type	4 cylinder in-line
Bore	130 mm
Stroke	150 mm
Displacement	8.0 l
Engine operation	4-stroke diesel Common-Rail Turbo-charged and after-cooler
Exhaust gas treatment	Engine equivalent to EU Stage IIIA / EPA Tier 3: with EGR
Cooling system	Water-cooled and oil cooler, after-cooled and fuel cooled
Air cleaner	Dry-type air cleaner with pre-cleaner
Fuel tank	729 l
Electrical system	
Voltage	24 V
Batteries	2 x 135 Ah / 12 V
Alternator	Three-phase current 28 V / 140 A
Engine idling	Sensor controlled



Hydraulic controls

Power distribution	Via control valves, simultaneous and independent actuation of undercarriage, swing drive and equipment
Electric servo circuit	Electro-hydraulic control
Equipment and swing	Proportional via joystick levers
Travel	- Proportional control via foot pedals or removable levers - Automatic or manual speed adjustment
Additional functions	Proportional regulation via foot pedals or mini-joystick



Hydraulic system

Hydraulic system	Positive Control hydraulic system. Demand-based, double independent pump flows Features high system dynamics and sensitivity provided by integrated system controlling Independent circuit for rotation
Hydraulic pumps	
For equipment and travel drive	Liebherr, variable displacement, swashplate double pump
Max. flow	2 x 315 l/min.
Max. pressure	380 bar
For swing drive	Swashplate pump, closed-loop circuit
Max. flow	205 l/min.
Max. pressure	400 bar
Pump management	Electronic management synchronous to the control block
Hydraulic tank	239 l
Hydraulic system	max. 475 l
Hydraulic oil filter	1 main return filter with integrated partial micro filtration (10 µm)
Cooling system	Compact cooler, consisting of a water cooler, with hydraulic oil cooler, gearbox oil cooler, fuel cooler and after-cooler cores and hydrostatically driven fan
MODE selection	Adjustment of engine and hydraulic performance via a mode pre-selector to match application, e.g. for especially economical and environmentally friendly operation or for maximum digging performance and heavy-duty jobs
Engine speed and performance setting	Stepless adjustment of engine output and hydraulic power via engine speed



Swing drive

Drive	Liebherr swashplate motor with integrated brake valve and torque control
Transmission	Liebherr compact planetary reduction gears
Swing ring	Liebherr, sealed race ball bearing swing ring, internal teeth
Swing speed	0 - 8.6 RPM stepless
Swing torque	117 kNm
Holding brake	Wet multi-disc (spring applied, pressure released)


Cab

Cab	ROPS safety cab structure optional (roll-over protection system according to ISO 12117-2:2008) with windscreen, totally or partially retractable (only upper part), under cab roof, LED work headlights integrated in the ceiling, a door with a sliding window (can be opened on both sides), large storing box and several stowing possibilities, shock-absorbing suspension, laminated right hand side and roof windows, all windows tinted, separate extensible window shades for the sunroof window and windscreen, cigarette lighter and 24 V plug, cup holder, mobile phone storage net
Operator's seat	Liebherr-Comfort seat, airsprung with automatic weight adjustment, vertical and longitudinal seat damping including consoles and joysticks. Seat and armrests adjustable separately and in combination (adjustable in length, height and inclination), seat heating as standard
Arm consoles	Oscillating consoles with seat, tiltable console left
Operation and displays	Large high-resolution operating unit, intuitive, colour display with touchscreen, video-compatible, numerous setting, control and monitoring options, e.g. air conditioning control, fuel consumption, machine and attachment parameters
Air-conditioning	Automatic air-conditioning, recirculated air function, fast de-icing and demisting at the press of a button, air vents can be operated via a menu. Recirculated air and fresh air filters can be easily replaced and are accessible from the outside. Heating-cooling unit, designed for extreme outside temperatures, sensors for solar radiation, inside and outside temperatures
Noise emission	
ISO 6396	80 dB(A) = L_{pA} (inside cab)
2000/14/EC	107 dB(A) = L_{WA} (surround noise)

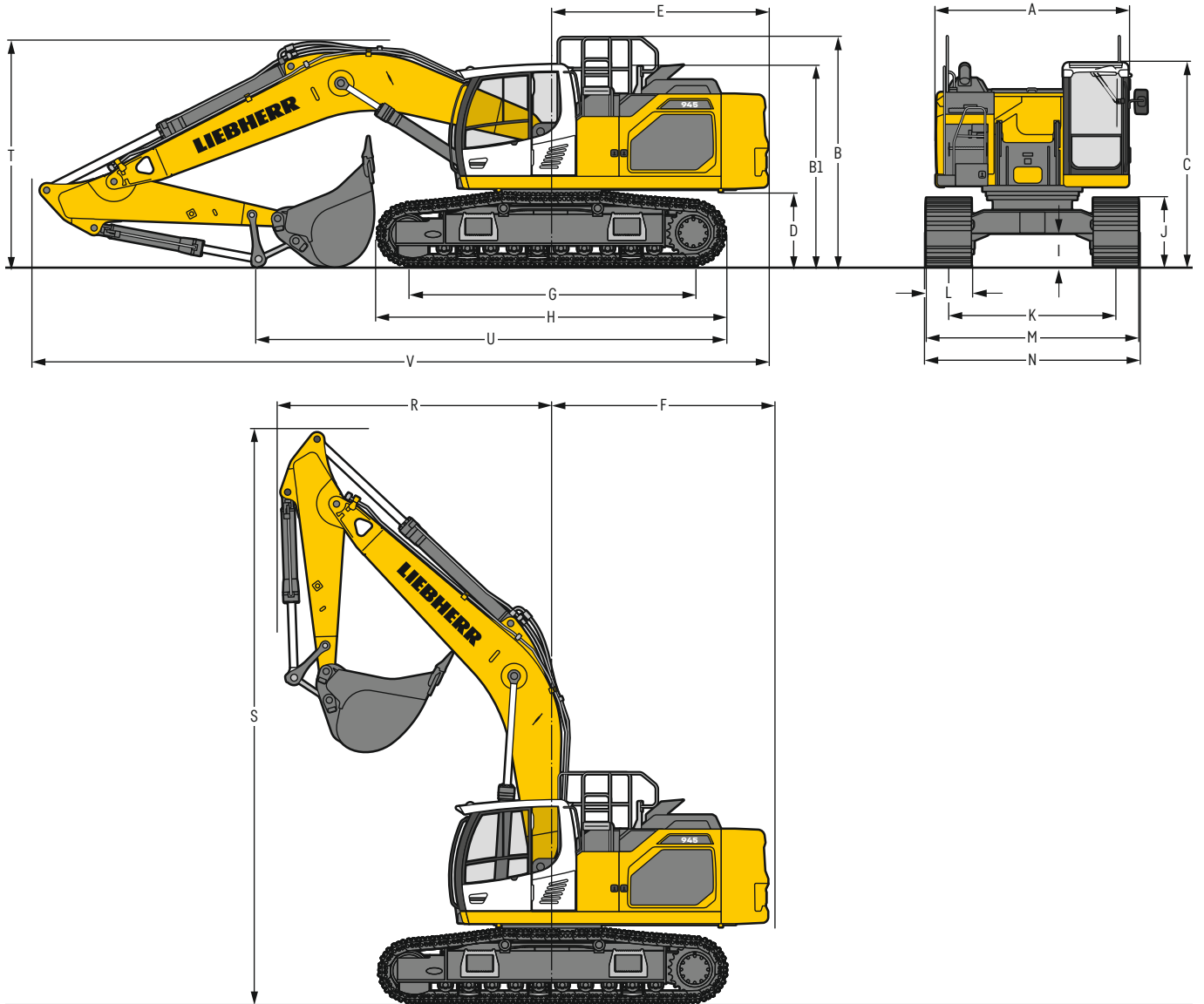

Undercarriage

Versions	
S-HD	Gauge 2,890 mm
LC-V	Gauge 2,390 mm / 2,890 mm
Drive	Liebherr swashplate motor with brake valves on both sides
Transmission	Liebherr planetary reduction gear
Maximum travel speed	2.9 km/h low range 4.6 km/h high range
Drawbar pull on crawler	363 kN
Track components	D7G, maintenance-free
Track rollers / Carrier rollers	10 / 2 (S-HD) 10 / 3 (LC-V)
Tracks	Sealed and greased
Track pads	Triple grouser
Holding brake	Wet multi-disc (spring applied, pressure released)
Brake valves	Integrated into travel motor
Lashing eyes	Integrated


Equipment

Type	Combination of resistant steel plates and cast steel components
Hydraulic cylinders	Liebherr cylinders with seal and guidance systems
Bearings	Sealed, low maintenance
Lubrication	Liebherr central lubrication system
Hydraulic connections	Pipes and hoses equipped with SAE split-flange connections
Buckets	Standard equipped with Liebherr tooth system

Dimensions



	S-HD	mm	LC-V	mm
A	Uppercarriage width	2,990 ²⁾		2,990 ²⁾
B	Uppercarriage height	3,635		3,760
B1	Uppercarriage height (handrails folded)	3,195		3,320
C	Cab height	3,215		3,340
D	Counterweight ground clearance	1,240		1,365
E	Rear-end length	3,350		3,350
F	Tail swing radius	3,450		3,450
G	Wheelbase	4,400		4,400
H	Undercarriage length	5,365		5,350
I	Undercarriage ground clearance	550		740
J	Track height	1,145		1,185
K	Track gauge	2,890		2,390 / 2,890 ³⁾
L	Track pad width	600 750 900	600 750 900	
M	Width over tracks	3,490 3,640 3,790	2,990 / 3,490 ³⁾ 3,140 / 3,640 ³⁾ 3,290 / 3,790 ³⁾	
N	Width over steps	3,695 ¹⁾ 3,695 ¹⁾ 3,845 ¹⁾	3,200 / 3,700 ^{1) 3)} 3,200 / 3,700 ^{1) 3)} 3,350 / 3,850 ^{1) 3)}	

¹⁾ width with removable steps
²⁾ without door stop device and spacer
³⁾ work position

	Stick length m	Mono boom 6.45 m direct mounting			Mono boom SME 6.15 m direct mounting		
		S-HD	mm	LC-V	S-HD	mm	LC-V
R Front swing radius			4,250		4,050		
S Height with boom up		8,950		9,000	8,750		8,800
T Boom height	2.60	3,350		3,600	-		-
	2.90	3,750		3,800	-		-
	3.25	3,800		3,850	-		-
	3.95	3,400*		3,400*	-		-
	2.15 SME	-		-	3,550 / 3,350*		3,550 / 3,350*
	2.60 SME	-		-	3,900 / 3,350*		3,900 / 3,400*
U Length on ground	2.60	7,000		7,000	-		-
	2.90	6,700		7,000	-		-
	3.25	6,250		7,000	-		-
	3.95	8,050*		8,000*	-		-
	2.15 SME	-		-	7,050 / 9,550*		6,850 / 9,500*
	2.60 SME	-		-	6,850 / 9,100*		6,850 / 9,100*
V Overall length	2.60		11,200				
	2.90		11,200				
	3.25		11,200				
	3.95		11,000*				
	2.15 SME		-		10,900 / 10,800*		
	2.60 SME		-		10,900 / 10,800*		
Bucket			2.15 m ³				2.50 m ³

* without bucket

Transport dimensions

removable elements disassembled

	Undercarriage	Mono boom 6.45 m			Mono boom SME 6.15 m		
		mm	mm	mm	mm	mm	mm
Pad width		600	750	900	600	750	900
Transport width	S-HD	3,490	3,640	3,790	3,490	3,640	3,790
	LC-V	2,990	3,140	3,290	2,990	3,140	3,290

	Undercarriage/ Stick m	S-HD	LC-V	S-HD	LC-V
		mm	mm	mm	mm
Transport length		11,200 ¹⁾ / 11,000 ^{*2)}	11,000	10,900 / 10,800*	
Transport height	2.60	3,350		-	
	2.90	3,750		-	
	3.25	3,800		-	
	3.95	3,400*		-	
	2.15 SME	-		3,550 / 3,350*	
	2.60 SME	-		3,900 / 3,350*	
Bucket			2.15 m ³		2.50 m ³

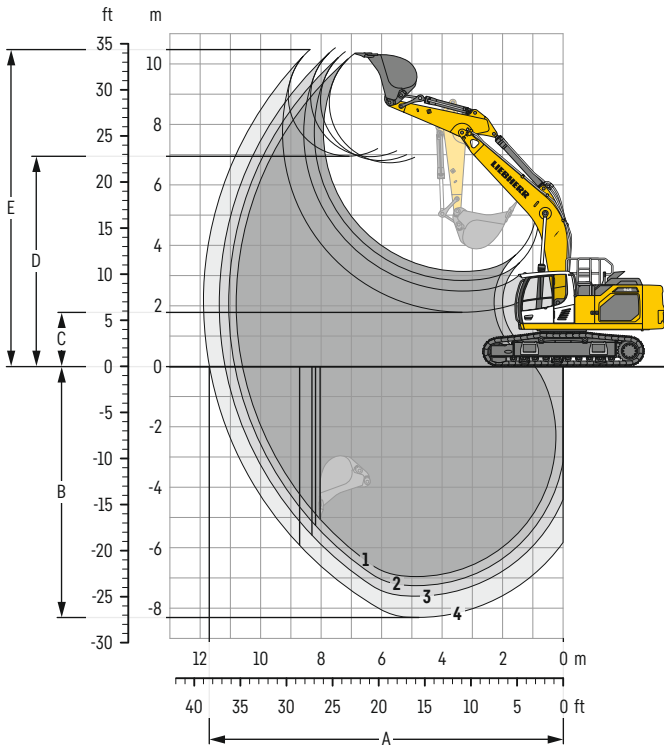
* without bucket

¹⁾ with sticks 2.60 m, 2.90 m and 3.25 m

²⁾ with stick 3.95 m

Backhoe bucket

with mono boom 6.45 m



Digging envelope

without quick coupler		1	2	3	4
Stick length	m	2.60	2.90	3.25	3.95
A Max. reach at ground level	m	10.60	10.85	11.17	11.70
B Max. digging depth	m	6.95	7.25	7.60	8.30
C Min. dumping height	m	3.14	2.84	2.49	1.79
D Max. dumping height	m	6.73	6.80	6.93	6.95
E Max. cutting height	m	10.35	10.40	10.53	10.47

Forces

without quick coupler		1	2	3	4
Stick digging force (ISO 6015)	kN	212	198	183	159
Bucket digging force (ISO 6015)	kN	238	238	238	238
Stick digging force (SAE J1179)	kN	202	189	176	154
Bucket digging force (SAE J1179)	kN	210	210	210	210

Operating weight and ground pressure

The operating weight includes the basic machine with counterweight 8.4 t, mono boom 6.45 m, stick 3.25 m and bucket 2.15 m³ (1,770 kg).

Undercarriage		S-HD		
Pad width	mm	600	750	900
Weight	kg	40,800	42,050	42,900
Ground pressure	kg/cm ²	0.71	0.59	0.50

Undercarriage		LC-V		
Pad width	mm	600	750	900
Weight	kg	43,200	44,450	45,300
Ground pressure	kg/cm ²	0.76	0.63	0.53

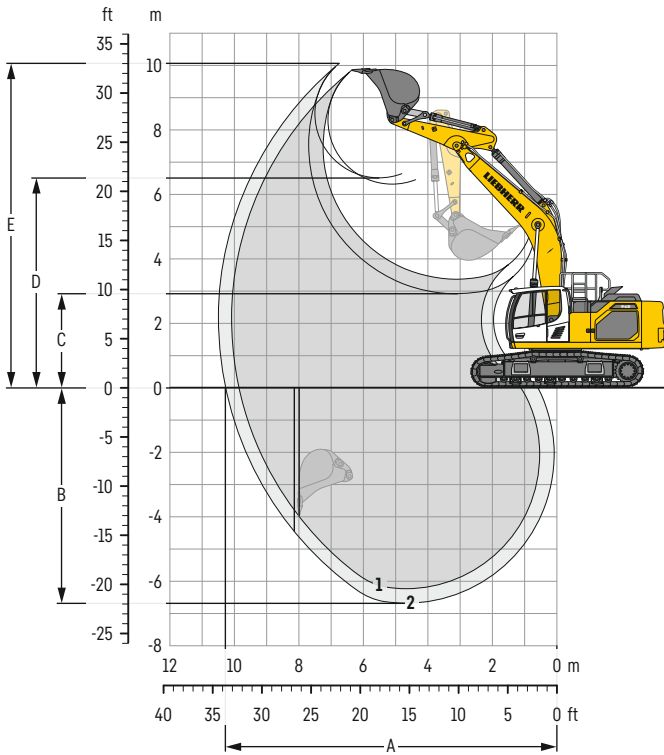
The operating weight includes the basic machine with counterweight 9.4 t, mono boom 6.45 m, stick 3.25 m and bucket 2.15 m³ (1,770 kg).

Undercarriage		S-HD		
Pad width	mm	600	750	900
Weight	kg	41,800	43,050	43,900
Ground pressure	kg/cm ²	0.73	0.61	0.52

Undercarriage		LC-V		
Pad width	mm	600	750	900
Weight	kg	44,200	45,450	46,300
Ground pressure	kg/cm ²	0.78	0.65	0.55

Backhoe bucket

with mono boom SME 6.15 m



Digging envelope

without quick coupler		1	2
Stick length	m	2.15	2.60
		SME	SME
A Max. reach at ground level	m	9.86	10.28
B Max. digging depth	m	6.23	6.68
C Min. dumping height	m	3.37	2.92
D Max. dumping height	m	6.32	6.61
E Max. cutting height	m	9.86	10.06

Forces

without quick coupler		1	2
Stick digging force (ISO 6015)	kN	238	212
Bucket digging force (ISO 6015)	kN	264	264
Stick digging force (SAE J1179)	kN	226	202
Bucket digging force (SAE J1179)	kN	233	233

Operating weight and ground pressure

The operating weight includes the basic machine with counterweight 8.4 t, mono boom SME 6.15 m, stick SME 2.15 m and HD bucket 2.50 m³ (2,000 kg).

Undercarriage		S-HD		
Pad width	mm	600	750	900
Weight	kg	40,900	42,150	43,000
Ground pressure	kg/cm ²	0.71	0.59	0.50

Undercarriage		LC-V		
Pad width	mm	600	750	900
Weight	kg	43,300	44,550	45,400
Ground pressure	kg/cm ²	0.76	0.63	0.53

The operating weight includes the basic machine with counterweight 9.4 t, mono boom SME 6.15 m, stick SME 2.15 m and HD bucket 2.50 m³ (2,000 kg).

Undercarriage		S-HD		
Pad width	mm	600	750	900
Weight	kg	41,900	43,150	44,000
Ground pressure	kg/cm ²	0.73	0.61	0.52

Undercarriage		LC-V		
Pad width	mm	600	750	900
Weight	kg	44,300	45,550	46,400
Ground pressure	kg/cm ²	0.78	0.65	0.55

Buckets Machine stability per ISO 10567* (75% of tipping capacity)

Cutting width mm	Capacity ISO 7451 m ³	Weight ³⁾ kg	Weight ⁴⁾ kg	S-HD undercarriage (with track pads 600 mm)				LC-V undercarriage (with track pads 600 mm)			
				Stick length (m)				Stick length (m)			
				without quick coupler		with quick coupler		without quick coupler		with quick coupler	
2.15	2.60	2.15	2.60	2.15	2.60	2.15	2.60				
with counterweight 8.4 t											
HD ¹⁾	1,600	2.15	1,870	1,830	▲	▲	▲	▲	▲	▲	▲
	1,650	2.25	1,910	1,870	▲	▲	▲	▲	▲	▲	▲
	1,800	2.50	2,000	1,960	▲	▲	▲	▲	▲	▲	▲
	1,800	2.75	2,080	2,040	▲	▲	▲	▲	▲	▲	▲
	1,850	3.00	2,130	2,090	▲	■	▲	■	▲	▲	▲
HDR ²⁾	1,650	2.00	2,490	2,530	▲	▲	▲	▲	▲	▲	▲
	1,650	2.25	2,570	2,610	▲	▲	▲	▲	▲	▲	▲
	1,650	2.50	2,660	2,700	▲	▲	▲	▲	▲	▲	▲
with counterweight 9.4 t											
HD ¹⁾	1,600	2.15	1,870	1,830	▲	▲	▲	▲	▲	▲	▲
	1,650	2.25	1,910	1,870	▲	▲	▲	▲	▲	▲	▲
	1,800	2.50	2,000	1,960	▲	▲	▲	▲	▲	▲	▲
	1,800	2.75	2,080	2,040	▲	▲	▲	▲	▲	▲	▲
	1,850	3.00	2,130	2,090	▲	▲	▲	▲	▲	▲	▲
HDR ²⁾	1,650	2.00	2,490	2,530	▲	▲	▲	▲	▲	▲	▲
	1,650	2.25	2,570	2,610	▲	▲	▲	▲	▲	▲	▲
	1,650	2.50	2,660	2,700	▲	▲	▲	▲	▲	▲	▲

* Indicated loads are based on ISO 10567, at maximum reach, and may be swung 360° on firm and even ground

¹⁾ HD bucket with teeth Z 50

²⁾ HDR bucket with teeth Z 70

³⁾ Bucket for direct mounting

⁴⁾ Bucket for mounting to quick coupler

Other buckets available upon request

Max. material weight ▲ = ≤ 2.0 t/m³, ■ = ≤ 1.8 t/m³

Lift capacities

with mono boom 6.45 m, counterweight 8.4 t and track pads 600 mm

Stick 2.60 m

Under-carriage m	3.0 m		4.5 m		6.0 m		7.5 m		9.0 m		m	
9.0												
7.5												
6.0					10.0*	10.0*				9.8*	9.8*	6.9
4.5					10.6*	10.6*	8.9	9.7*		8.1	9.6*	7.9
3.0			15.4*	15.4*	11.9*	11.9*	8.6	10.2*		7.1	9.6*	8.5
1.5			17.2	18.5*	11.4	13.3*	8.3	10.9*		6.6	9.7*	8.8
0			16.4	16.6*	10.9	14.3*	8.1	11.4*		6.5	9.7	8.8
-1.5			16.2	19.6*	10.7	14.7*	7.9	11.6*		6.7	10.0*	8.6
-3.0	15.4*	15.4*	16.3	18.3*	10.6	14.1*	7.9	11.1*		7.3	10.1*	8.0
-4.5	20.0*	20.0*	16.0*	16.0*	10.8	12.5*				8.6	10.1*	7.1
-6.0			11.9*	11.9*						9.4*	9.4*	5.7
9.0					10.0*	10.0*				9.8*	9.8*	6.9
7.5					10.7*	10.7*	9.4	9.7*		8.5	9.6*	7.9
6.0					12.0*	12.0*	9.1	10.2*		7.5	9.6*	8.5
4.5			15.7*	15.7*	12.1	13.4*	8.8	10.9*		7.1	9.7*	8.8
3.0			16.7*	16.7*	11.6	14.4*	8.6	11.4*		6.9	9.8*	8.8
1.5			17.3	19.5*	11.4	14.6*	8.4	11.6*		7.2	10.0*	8.6
0			16.4*	16.4*	11.4	14.0*	8.4	11.0*		7.8	10.1*	8.0
-1.5	19.6*	19.6*	15.8*	15.8*	11.5	12.3*				9.4	10.1*	7.1
-3.0			11.4*	11.4*						9.2*	9.2*	5.7
-4.5												
-6.0												

Stick 2.90 m

Under-carriage m	3.0 m		4.5 m		6.0 m		7.5 m		9.0 m		m		
9.0													
7.5													
6.0											9.3*	9.3*	7.2
4.5											7.7	9.1*	8.2
3.0											6.8	9.2*	8.7
1.5											6.4	9.3*	9.0
0											6.3	9.4	9.0
-1.5											6.4	9.6	8.8
-3.0	15.4*	15.4*									6.9	9.8*	8.3
-4.5	20.0*	20.0*									8.0	9.9*	7.5
-6.0											9.5*	9.5*	6.1
9.0													
7.5											9.2*	9.2*	7.2
6.0											8.1	9.1*	8.2
4.5											7.2	9.2*	8.7
3.0											6.8	9.3*	9.0
1.5											6.7	9.5*	9.0
0											6.8	9.7*	8.8
-1.5	16.1*	16.1*									7.4	9.9*	8.3
-3.0	21.1*	21.1*									8.8	9.9*	7.5
-4.5											9.4*	9.4*	6.1
-6.0													

Stick 3.25 m

Under-carriage m	3.0 m		4.5 m		6.0 m		7.5 m		9.0 m		m		
9.0													
7.5													
6.0											8.8*	8.8*	7.6
4.5											8.9*	8.9*	8.5
3.0											8.7	9.5*	9.1
1.5											6.5	8.7*	9.3
0											6.4	9.0*	9.1
-1.5											6.4	8.1*	9.1
-3.0	20.8*	20.8*									6.0	8.5*	9.3
-4.5	13.7*	13.7*									5.9	8.8	9.4
-6.0	17.0*	17.0*									6.2	9.3*	9.1
9.0											6.1	9.2	9.1
7.5											6.0	9.0	9.1
6.0											6.4	9.4*	8.6
4.5											7.4	9.6*	7.8
3.0											9.4*	9.4*	6.6
1.5													
0													
-1.5	14.8*	14.8*											
-3.0	22.9*	22.9*											
-4.5	18.0*	18.0*											
-6.0													
9.0											8.6*	8.6*	7.6
7.5											8.1*	8.1*	8.5
6.0											7.6	8.0*	9.1
4.5											6.9	8.7*	9.3
3.0											6.8	9.0*	9.4
1.5											6.4	8.1*	9.1
0											6.4	8.6*	9.3
-1.5	21.7*	21.7*									6.3	9.0*	9.4
-3.0	14.0*	14.0*									6.6	9.3*	9.1
-4.5	17.2*	17.2*									6.5	9.3*	8.6
-6.0	17.6	19.3*									8.1	9.6*	7.8
9.0											9.3*	9.3*	6.6
7.5													
6.0													
4.5													
3.0													
1.5													
0													
-1.5	8.2*	8.2*											
-3.0	15.5*	15.5*											
-4.5	22.6*	22.6*											
-6.0	17.5*	17.5*											

Stick 3.95 m

Under-carriage m	3.0 m		4.5 m		6.0 m		7.5 m		9.0 m		m		
9.0													
7.5											6.7*	6.7*	8.3
6.0											6.4*	6.4*	9.1
4.5											6.3*	6.3*	9.6
3.0											6.5	8.0*	9.9
1.5											5.8	8.5*	9.9
0											5.3	7.3*	9.7
-1.5											5.4	8.2	9.2
-3.0	13.0*	13.0*									6.0	9.1	8.4
-4.5	7.1*	7.1*									5.9	9.0	7.3
-6.0	10.0*	10.0*									6.5	9.1*	5.5
9.0													
7.5													
6.0													
4.5													
3.0													
1.5													
0													
-1.5	13.0*	13.0*											
-3.0	7.1*	7.1*											
-4.5	16.7	18.0*											
-6.0	20.6*	20.6*											
9.0													
7.5													
6.0													
4.5													
3.0													
1.5													
0													
-1.5	14.7*	14.7*											
-3.0	15.8	19.2*											
-4.5	21.2*	21.2*											
-6.0	11.0*	11.0*											
9.0													
7.5													
6.0													
4.5													
3.0													
1.5													
0													
-1.5	11.4*	11.4*											
-3.0	7.2*	7.2*											
-4.5	10.4*	10.4*											
-6.0	17.8	18.2*											
9.0													
7.5													
6.0													
4.5													
3.0													
1.5													
0													
-1.5	15.1*	15.1*											
-3.0	21.2*	21.2*											
-4.5	20.7*	20.7*											
-6.0	10.4*	10.4*											

Height Can be slewed through 360° In longitudinal position of undercarriage Max. reach * Limited by hydr. capacity

The load values are quoted in tons (t) at stick end (without bucket), and may be swung 360° on firm and even ground. Adjacent values are valid for the undercarriage

Lift capacities

with mono boom 6.45 m, counterweight 9.4 t and track pads 600 mm

Stick 2.60 m

Under-carriage	3.0 m		4.5 m		6.0 m		7.5 m		9.0 m		m	
	Height	Can be slewed through 360°	Height	Can be slewed through 360°	Height	Can be slewed through 360°	Height	Can be slewed through 360°	Height	Can be slewed through 360°		
9.0												
7.5												
6.0					10.0*	10.0*				9.8*	9.8*	6.9
4.5					10.6*	10.6*	9.4	9.7*		8.6	9.6*	7.9
3.0			15.4*	15.4*	11.9*	11.9*	9.2	10.2*		7.6	9.6*	8.5
1.5			18.3	18.5*	12.2	13.3*	8.9	10.9*		7.1	9.7*	8.8
0			16.6*	16.6*	11.7	14.3*	8.6	11.4*		7.0	9.8*	8.8
-1.5	15.4*	15.4*	17.4	19.6*	11.4	14.7*	8.5	11.6*		7.2	10.0*	8.6
-3.0	20.0*	20.0*	17.5	18.3*	11.4	14.1*	8.4	11.1*		7.8	10.1*	8.0
-4.5			16.0*	16.0*	11.5	12.5*				9.2	10.1*	7.1
-6.0			11.9*	11.9*						9.4*	9.4*	5.7
9.0					10.0*	10.0*				9.8*	9.8*	6.9
7.5					10.7*	10.7*	9.7*	9.7*		9.0	9.6*	7.9
6.0					12.0*	12.0*	9.7	10.2*		8.0	9.6*	8.5
4.5			15.7*	15.7*	12.0*	12.0*	9.7	10.2*		7.5	9.7*	8.8
3.0			18.7*	18.7*	12.9	13.4*	9.4	10.9*		7.4	9.8*	8.8
1.5			16.7*	16.7*	12.4	14.4*	9.2	11.4*		7.7	10.0*	8.6
0			18.5	19.5*	12.2	14.6*	9.0	11.6*		8.4	10.1*	8.0
-1.5	16.4*	16.4*	18.2*	18.2*	12.1	14.0*	9.0	11.0*		10.0	10.1*	7.1
-3.0	19.6*	19.6*	15.8*	15.8*	12.3	12.3*				9.2*	9.2*	5.7
-4.5			11.4*	11.4*								
-6.0												

Stick 2.90 m

Under-carriage	3.0 m		4.5 m		6.0 m		7.5 m		9.0 m		m		
	Height	Can be slewed through 360°	Height	Can be slewed through 360°	Height	Can be slewed through 360°	Height	Can be slewed through 360°	Height	Can be slewed through 360°			
9.0													
7.5													
6.0							10.2*	10.2*	9.3*	9.3*	9.3*	9.3*	7.2
4.5							10.2*	10.2*	9.3*	9.3*	8.2	9.1*	8.2
3.0			14.6*	14.6*	11.5*	11.5*	9.2	9.9*			7.3	9.2*	8.7
1.5			17.8*	17.8*	12.2	13.0*	8.9	10.6*	6.8	9.3*	6.8	9.3*	9.0
0			17.6	19.6*	11.7	14.1*	8.6	11.2*	6.7	9.5*	6.7	9.4*	9.0
-1.5	15.4*	15.4*	17.3	19.7*	11.4	14.6*	8.4	11.5*			6.8	9.7*	8.8
-3.0	21.5*	21.5*	17.3	18.7*	11.3	14.2*	8.4	11.2*			7.4	9.8*	8.3
-4.5	16.2*	16.2*	16.6*	16.6*	11.4	12.9*					8.6	9.9*	7.5
-6.0			13.0*	13.0*	9.6*	9.6*					9.5*	9.5*	6.1
9.0													
7.5											9.2*	9.2*	7.2
6.0					10.3*	10.3*	9.4*	9.4*			8.6	9.1*	8.2
4.5			14.9*	14.9*	11.6*	11.6*	9.7	9.9*			7.7	9.2*	8.7
3.0			18.1*	18.1*	12.9	13.1*	9.4	10.7*	7.3	9.3*	7.2	9.3*	9.0
1.5			18.7	19.7*	12.4	14.2*	9.1	11.3*	7.1	9.5*	7.1	9.5*	9.0
0			18.4	19.7*	12.1	14.6*	9.0	11.5*			7.3	9.7*	8.8
-1.5	16.1*	16.1*	18.4	18.6*	12.0	14.2*	8.9	11.1*			7.9	9.9*	8.3
-3.0	21.1*	21.1*	16.4*	16.4*	12.2	12.7*					9.4	9.9*	7.5
-4.5			12.5*	12.5*							9.4*	9.4*	6.1
-6.0													

Stick 3.25 m

Under-carriage	3.0 m		4.5 m		6.0 m		7.5 m		9.0 m		m		
	Height	Can be slewed through 360°	Height	Can be slewed through 360°	Height	Can be slewed through 360°	Height	Can be slewed through 360°	Height	Can be slewed through 360°			
9.0													
7.5							8.8*	8.8*		8.1*	8.1*	7.6	
6.0							8.9*	8.9*		7.7	8.0*	8.5	
4.5	20.8*	20.8*	13.7*	13.7*	10.9*	10.9*	9.2	9.5*	7.0	8.7*	6.9	8.1*	9.1
3.0			17.0*	17.0*	12.3	12.5*	8.9	10.3*	6.8	9.0*	6.4	8.5*	9.3
1.5			17.7	19.2*	11.7	13.8*	8.6	11.0*	6.7	9.3*	6.3	9.0*	9.4
0	7.5*	7.5*	17.2	19.7*	11.3	14.4*	8.4	11.4*	6.5	9.4*	6.4	9.2*	9.1
-1.5	14.8*	14.8*	17.2	18.9*	11.2	14.3*	8.3	11.2*			6.9	9.4*	8.6
-3.0	22.9*	22.9*	17.2*	17.2*	11.3	13.2*	8.3	10.1*			7.9	9.6*	7.8
-4.5	18.0*	18.0*	13.9*	13.9*	10.6*	10.6*					9.4*	9.4*	6.6
-6.0													
9.0										8.6*	8.6*		
7.5							8.7*	8.7*		8.1*	8.1*	7.6	
6.0					9.7*	9.7*	8.9*	8.9*		8.0*	8.0*	8.5	
4.5	21.7*	21.7*	14.0*	14.0*	11.1*	11.1*	9.6*	9.6*	7.4	8.7*	7.3	8.1*	9.1
3.0			17.2*	17.2*	12.6*	12.6*	9.4	10.3*	7.2	9.0*	6.8	8.6*	9.3
1.5			18.7	19.3*	12.4	13.8*	9.1	11.0*	7.1	9.3*	6.7	9.0*	9.4
0	8.2*	8.2*	18.3	19.6*	12.1	14.4*	8.9	11.4*	7.0	9.3*	6.9	9.2*	9.1
-1.5	15.5*	15.5*	18.3	18.8*	11.9	14.2*	8.8	11.2*			7.4	9.4*	8.6
-3.0	22.6*	22.6*	17.0*	17.0*	12.0	13.0*	8.9	10.0*			8.6	9.6*	7.8
-4.5	17.5*	17.5*	13.6*	13.6*	10.2*	10.2*					9.3*	9.3*	6.6
-6.0													

Stick 3.95 m

Under-carriage	3.0 m		4.5 m		6.0 m		7.5 m		9.0 m		m		
	Height	Can be slewed through 360°	Height	Can be slewed through 360°	Height	Can be slewed through 360°	Height	Can be slewed through 360°	Height	Can be slewed through 360°			
9.0													
7.5							7.7*	7.7*			6.7*	6.7*	
6.0							8.0*	8.0*	6.8*	6.8*	6.3*	6.3*	8.3
4.5							8.7*	8.7*	7.0	8.0*	6.3	6.5*	9.1
3.0	13.0*	13.0*	15.3*	15.3*	11.5*	11.5*	8.9	9.6*	6.8	8.5*	6.3	6.5*	9.6
1.5	7.1*	7.1*	17.9	18.0*	11.7	13.0*	8.6	10.4*	6.8	8.5*	5.9	6.8*	9.9
0	10.0*	10.0*	17.2	19.3*	11.3	14.0*	8.3	11.0*	6.4	9.1*	5.7	7.3*	9.9
-1.5	14.7*	14.7*	16.9	19.2*	11.0	14.2*	8.1	11.1*	6.3	9.0*	5.8	8.3*	9.7
-3.0	20.6*	20.6*	17.0	18.0*	11.0	13.6*	8.1	10.6*			6.2	8.8*	9.2
-4.5	21.2*	21.2*	15.6*	15.6*	11.2	11.8*					7.0	9.1*	8.4
-6.0			11.0*	11.0*							8.6	9.3*	7.3
9.0											8.9*	8.9*	5.5
7.5													
6.0							7.7*	7.7*			6.7*	6.7*	8.3
4.5							8.1*	8.1*	7.0*	7.0*	6.3*	6.3*	9.1
3.0	11.4*	11.4*	15.6*	15.6*	11.6*	11.6*	8.8*	8.8*	7.4	8.1*	6.5*	6.5*	9.6
1.5	7.2*	7.2*	18.2*	18.2*	12.4	13.1*	9.4	9.7*	7.2	8.5*	6.3	6.8*	9.9
0	10.4*	10.4*	18.2	19.3*	12.0	14.0*	8.8	11.0*	7.0	8.9*	6.1	7.4*	9.9
-1.5	15.1*	15.1*	18.0	19.2*	11.8	14.2*	8.6	11.1*	6.8	9.2*	6.2	8.4*	9.7
-3.0	21.2*	21.2*	17.9*	17.9*	11.7	13.5*	8.6	10.5*	6.8	9.0*	6.7	8.8*	9.2
-4.5	20.7*	20.7*	15.3*	15.3*	11.6*	11.6*					7.5	9.1*	8.4
-6.0			10.4*	10.4*							9.3*	9.3*	7.3
											8.8*	8.8*	5.5

Height Can be slewed through 360° In longitudinal position of undercarriage Max. reach * Limited by hydr. capacity

The load values are quoted in tons (t) at stick end (without bucket), and may be swung 360° on firm and even ground. Adjacent values are valid for the undercarriage when in the longitudinal position. Capacities are valid for 600 mm wide track pads. Indicated loads are based on ISO 10567 standard and do not exceed 75% of tipping or 87% of hydraulic capacity (indicated via *). Without bucket cylinder, link and lever the lift capacities will increase by 495 kg. Lifting capacity of the excavator is limited by machine stability and hydraulic capacity. According to European Standard, EN 474-5: In the European Union excavators have to be equipped with an overload warning device, a load diagram and automatic safety check valves on hoist cylinders and stick cylinder(s), when they are used for lifting operations which require the use of lifting accessories. Determine maximum load lift from load lift chart displayed in the operator's cab or from load lift chart detailed in the operator's manual supplied with the machine.

Lift capacities

with mono boom SME 6.15 m, counterweight 8.4 t and track pads 600 mm

Stick SME 2.15 m

Under-carriage m	3.0 m		4.5 m		6.0 m		7.5 m		9.0 m		m
7.5					11.2*	11.2*			11.2*	11.2*	6.0
6.0					11.4*	11.4*			9.4	10.7*	7.1
4.5			16.1*	16.1*	11.9	12.5*	8.5	10.8*	8.1	10.6*	7.7
3.0			17.1	19.0*	11.3	13.7*	8.3	11.3*	7.5	10.7*	8.0
1.5			16.4	19.2*	10.9	14.6*	8.0	11.6*	7.3	10.8*	8.1
0			16.3	19.3*	10.7	14.6*	7.9	11.5*	7.6	10.9*	7.8
-1.5	19.7*	19.7*	16.4	17.6*	10.7	13.7*			8.4	11.0*	7.2
-3.0	17.4*	17.4*	14.6*	14.6*	11.0	11.1*			10.6	10.6*	6.2
-4.5											
7.5					11.2*	11.2*			11.2*	11.2*	6.0
6.0			13.6*	13.6*	11.5*	11.5*			9.9	10.7*	7.1
4.5			16.4*	16.4*	12.6*	12.6*	9.0	10.8*	8.5	10.6*	7.7
3.0			18.1	19.2*	12.0	13.8*	8.8	11.3*	7.9	10.7*	8.0
1.5			17.5	19.5*	11.6	14.6*	8.6	11.6*	7.8	10.8*	8.1
0			17.4	19.2*	11.4	14.6*	8.5	11.4*	8.1	10.9*	7.8
-1.5	20.4*	20.4*	17.4*	17.4*	11.4	13.5*			9.1	11.0*	7.2
-3.0	17.0*	17.0*	14.2*	14.2*	10.7*	10.7*			10.5*	10.5*	6.2
-4.5											

Stick SME 2.60 m

Under-carriage m	3.0 m		4.5 m		6.0 m		7.5 m		9.0 m		m
7.5					10.3*	10.3*			10.3*	10.3*	6.5
6.0					10.7*	10.7*	8.7	10.0*			7.5
4.5			15.0*	15.0*	11.9*	11.9*	8.5	10.3*	7.5	9.9*	8.2
3.0			17.4	18.1*	11.4	13.2*	8.3	10.9*	6.9	10.0*	8.5
1.5			16.5	19.7*	10.9	14.3*	8.0	11.4*	6.8	10.1*	8.5
0			16.2	19.6*	10.6	14.6*	7.9	11.5*	7.0	10.3*	8.2
-1.5	18.5*	18.5*	16.3	18.3*	10.6	14.0*	7.8	10.8*	7.7	10.4*	7.7
-3.0	20.0*	20.0*	15.7*	15.7*	10.8	12.1*			9.3	10.3*	6.8
-4.5			10.8*	10.8*					9.2*	9.2*	5.2
7.5					10.3*	10.3*			10.2*	10.2*	6.5
6.0					10.8*	10.8*	9.3	10.0*	9.0	9.9*	7.5
4.5			15.3*	15.3*	12.0*	12.0*	9.1	10.3*	7.9	9.9*	8.2
3.0			18.3*	18.3*	12.1	13.3*	8.8	10.9*	7.4	10.0*	8.5
1.5			17.6	19.8*	11.6	14.3*	8.5	11.4*	7.2	10.1*	8.5
0			17.3	19.6*	11.4	14.6*	8.4	11.5*	7.5	10.3*	8.2
-1.5	19.4*	19.4*	17.4	18.2*	11.3	13.9*	8.4	10.6*	8.3	10.4*	7.7
-3.0	19.6*	19.6*	15.4*	15.4*	11.5	11.8*			10.1	10.3*	6.8
-4.5											5.2

Height Can be slewed through 360° In longitudinal position of undercarriage Max. reach * Limited by hydr. capacity

The load values are quoted in tons (t) at stick end (without bucket), and may be swung 360° on firm and even ground. Adjacent values are valid for the undercarriage when in the longitudinal position. Capacities are valid for 600 mm wide track pads. Indicated loads are based on ISO 10567 standard and do not exceed 75% of tipping or 87% of hydraulic capacity (indicated via *). Without bucket cylinder, link and lever the lift capacities will increase by 590 kg. Lifting capacity of the excavator is limited by machine stability and hydraulic capacity.

According to European Standard, EN 474-5: In the European Union excavators have to be equipped with an overload warning device, a load diagram and automatic safety check valves on hoist cylinders and stick cylinder(s), when they are used for lifting operations which require the use of lifting accessories.

Determine maximum load lift from load lift chart displayed in the operator's cab or from load lift chart detailed in the operator's manual supplied with the machine.

Lift capacities

with mono boom SME 6.15 m, counterweight 9.4 t and track pads 600 mm

Stick SME 2.15 m

Under-carriage m	3.0 m		4.5 m		6.0 m		7.5 m		9.0 m		m
7.5					11.2*	11.2*			11.2*	11.2*	6.0
6.0					11.4*	11.4*			10.1	10.7*	7.1
4.5			16.1*	16.1*	12.5*	12.5*	9.1	10.8*	8.6	10.6*	7.7
3.0			18.2	19.0*	12.1	13.7*	8.8	11.3*	8.0	10.7*	8.0
1.5			17.6	19.2*	11.7	14.6*	8.6	11.6*	7.8	10.8*	8.1
0			17.4	19.3*	11.5	14.6*	8.5	11.5*	8.1	10.9*	7.8
-1.5	19.7*	19.7*	17.6	17.6*	11.5	13.7*			9.0	11.0*	7.2
-3.0	17.4*	17.4*	14.6*	14.6*	11.1*	11.1*			10.6*	10.6*	6.2
-4.5											
7.5					11.2*	11.2*			11.2*	11.2*	6.0
6.0			13.6*	13.6*	11.5*	11.5*			10.5	10.7*	7.1
4.5			16.4*	16.4*	12.6*	12.6*	9.6	10.8*	9.1	10.6*	7.7
3.0			19.2*	19.2*	12.8	13.8*	9.4	11.3*	8.4	10.7*	8.0
1.5			18.6	19.5*	12.4	14.6*	9.2	11.6*	8.3	10.8*	8.1
0			18.6	19.2*	12.2	14.6*	9.1	11.4*	8.7	10.9*	7.8
-1.5	20.4*	20.4*	17.4*	17.4*	12.2	13.5*			9.7	11.0*	7.2
-3.0	17.0*	17.0*	14.2*	14.2*	10.7*	10.7*			10.5*	10.5*	6.2
-4.5											

Stick SME 2.60 m

Under-carriage m	3.0 m		4.5 m		6.0 m		7.5 m		9.0 m		m
7.5					10.3*	10.3*			10.3*	10.3*	6.5
6.0					10.7*	10.7*	9.3	10.0*	9.2	9.9*	7.5
4.5			15.0*	15.0*	11.9*	11.9*	9.1	10.3*	8.0	9.9*	8.2
3.0			18.1*	18.1*	12.2	13.2*	8.8	10.9*	7.4	10.0*	8.5
1.5			17.7	19.7*	11.7	14.3*	8.6	11.4*	7.2	10.1*	8.5
0			17.4	19.6*	11.4	14.6*	8.4	11.5*	7.5	10.3*	8.2
-1.5	18.5*	18.5*	17.4	18.3*	11.4	14.0*	8.4	10.8*	8.2	10.4*	7.7
-3.0	20.0*	20.0*	15.7*	15.7*	11.5	12.1*			9.9	10.3*	6.8
-4.5			10.8*	10.8*					9.2*	9.2*	5.2
7.5					10.3*	10.3*			10.2*	10.2*	6.5
6.0					10.8*	10.8*	9.8	10.0*	9.6	9.9*	7.5
4.5			15.3*	15.3*	12.0*	12.0*	9.6	10.3*	8.4	9.9*	8.2
3.0			18.3*	18.3*	12.9	13.3*	9.4	10.9*	7.8	10.0*	8.5
1.5			18.7	19.8*	12.4	14.3*	9.1	11.4*	7.7	10.1*	8.5
0			18.5	19.6*	12.1	14.6*	9.0	11.5*	8.0	10.3*	8.2
-1.5	19.4*	19.4*	18.2*	18.2*	12.1	13.9*	9.0	10.6*	8.8	10.4*	7.7
-3.0	19.6*	19.6*	15.4*	15.4*	11.8*	11.8*			10.3*	10.3*	6.8
-4.5											5.2

Height Can be slewed through 360° In longitudinal position of undercarriage Max. reach * Limited by hydr. capacity

The load values are quoted in tons (t) at stick end (without bucket), and may be swung 360° on firm and even ground. Adjacent values are valid for the undercarriage when in the longitudinal position. Capacities are valid for 600 mm wide track pads. Indicated loads are based on ISO 10567 standard and do not exceed 75% of tipping or 87% of hydraulic capacity (indicated via *). Without bucket cylinder, link and lever the lift capacities will increase by 590 kg. Lifting capacity of the excavator is limited by machine stability and hydraulic capacity.

According to European Standard, EN 474-5: In the European Union excavators have to be equipped with an overload warning device, a load diagram and automatic safety check valves on hoist cylinders and stick cylinder(s), when they are used for lifting operations which require the use of lifting accessories.

Determine maximum load lift from load lift chart displayed in the operator's cab or from load lift chart detailed in the operator's manual supplied with the machine.

Serial equipment

Undercarriage

Lashing eyes
Sprocket with dirt ejector
Track and carrier rollers, sealed and lifetime-lubricated

Uppercarriage

Access platforms without protruding parts
Anti-skid surfaces
Automatic swing brake lock
Engine coolant level, visible from the cab
Engine hood with gas spring opening
Filters accessible from ground level
Handrails
Hydraulic oil level, visible from ground level
Lockable service doors
Lockable storage and accessories compartment
Main switch, accessible from ground level
Main switch, electric, with timer
Main switch, manual, lockable
Positioning swing brake manual
Protection grid on radiator fan
Sound insulation
Swing drive gearbox oil level, visible from the cab
Swing-out radiators
Windshield washer fluid tank, accessible from ground level

Hydraulic system

Dedicated swing circuit
Filter with integrated fine filters
Hydraulic pressure measuring ports
Liebherr Positive Control system with 2 independent circuits
Magnetic rod
Pressure accumulator for controlled lowering of equipment with engine turned off

Engine

Air filter with automatic dust ejector
Automatic engine idling / speed increase, controlled via joystick sensors
Common-Rail injection system
Engine oil dipstick
Exhaust gas after-treatment system – EGR
Fixed geometry turbocharger
Fuel fine filter
Fuel pre-filter and water separator
Fuel priming pump
Intercooler
Power Pack equivalent to EU Stage IIIA / EPA Tier 3

Cab

2" seat belt with retractor
9" multifunction colour touchscreen
Air conditioning, automatic, tri-zone, controlled via display
Armrests adjustable in length, height and inclination
Bottle holder
Cab air filters housing, accessible from ground level
Cab door sliding windows
Cigarette lighter
Coat hook
Electric socket in cabin (24 V)
Emergency hammer
Engine oil level on touchscreen
Footrest
Fuel consumption on touchscreen
Fuel level on touchscreen
Hydraulic oil level on touchscreen
Interior lighting
Laminated right hand side window
Laminated roof window
LiDAT Plus (Liebherr data transfer system)*
Mechanical hour meters, visible from ground level
Mobile phone storage net
Movement priority between swing and boom, adjustable via touchscreen
Movement priority for stick-in, adjustable via touchscreen
Operating modes
Power modes
Rain hood over front window opening
Rear window emergency exit
Rearview mirror
Retractable laminated two-piece windscreen
Roll-down sun blinds for windscreen and roof window
Rubber floor mat, fixed on floor and removable
Shortcut button on joystick configurable
Stepless adjustable engine speed
Storage nets
Storage spaces
Swing braking torque adjustable via touchscreen
Tiltable console left
Tinted windows
Visco-elastic damping
Windscreen wiper and washer

Equipment

Anti-drift system boom cylinders
Anti-drift system stick cylinder
Boom cylinders regeneration
Pivot points made of cast steel
SAE split flanges on high pressure lines
Stick cylinder regeneration

* optionally extendable after one year

Equipment standard / option

Undercarriage

Chain guide 3 pieces	●
Chain guide 4 pieces	+
Chain guide full length	+
Cover and base plate for undercarriage centre section	●
Reinforced cover and base plate for undercarriage centre section	+
Reinforced cover plate for centre section (LC-V undercarriage)	+
Steps	●
Steps wide	+
Track pads triple grouser reinforced 600 mm	●
Track pads triple grouser reinforced 750 / 900 mm	+
Tracks, sealed and greased, reinforced	●
Travel drive gearbox protection	+
Travel motor housing protection	+
Undercarriage LC-V	+
Undercarriage S-HD	+

Upper-carriage

Centralised lubrication system (automatic)	+
Centralised lubrication system (manual)	●
Cold kit - 30 °C	+
Cold kit - 40 °C	+
Counterweight heavy 9.4 t	+
Counterweight standard 8.4 t	●
External starting aid (24 V)	+
Front right rearview mirror	●
Fuel anti-theft protection	+
Headlight on uppercarriage, front right, LED, 1 piece, protection included	● ¹⁾
Headlight on uppercarriage, front right, LED+, 1 piece, protection included	+ ¹⁾
Headlight on uppercarriage, lateral right, LED+, 1 piece	+ ¹⁾
Headlight on uppercarriage, lateral left, LED+, 1 piece	+ ¹⁾
Headlights on uppercarriage, rear, LED+, 2 pieces	+ ¹⁾
Lockable fuel tank cap	●
Lockable fuel tank cap with padlock	+
Lockable storage box	+
Rearview mirror on counterweight	●
Safe uppercarriage side access platform	+
Tank refilling pump fuel	+
Tool set including storage case	●
Uppercarriage bottom closure sheets	●

Hydraulic system

Filter for hydraulic hammer return flow	+
High pressure circuit flow summation	+
High pressure circuit with Tool Control (20 attachment adjustments on display)	+
Liebherr hydraulic oil	●
Liebherr hydraulic oil, adapted for extreme climate conditions	+
Medium pressure circuit	+

Engine

Air pre-filter with cyclonical dust trap	+
Air pre-filter with oil bath dust trap	+
Pre-heating system for fuel	+

Cab

Acoustic travel alarm deactivatable	+
Auxiliary heater programmable	+
Cold kit - 30 °C	+
Cold kit - 40 °C	+
Dark tinted windows	+
Electric socket in cabin (12 V)	+
Emergency stop in cab	+
FGPS front guard	+
FGPS front guard tiltable	+
FOPS top guard	+
Handrests elevated for joysticks	+
Headlights on cab, front, LED, 2 pieces	● ¹⁾
Headlights on cab, front, LED+, 2 pieces	+ ¹⁾
Luminosity control (LED+ headlights)	+ ¹⁾
Operator seat Comfort	+
Operator seat Standard	●
Overload warning system	+
Radio Comfort	+
Radio pre-installation	●
Rear view monitoring camera	+
Right hand side view monitoring camera	+
Roof window protection grid	+
ROPS safety cab structure (ISO 12117-2)	+
Rotating beacon on cabin, LED, 1 piece	+
Sun visor	+
Windscreen bottom protection grid	+

Equipment

Boom bottom protection	+
Bucket cylinder rod protection	+
Floating boom	+
Headlight on boom, right, LED, 1 piece	● ¹⁾
Headlight on boom, right, LED+, 1 piece	+ ¹⁾
Liebherr bucket range	+
Liebherr tooth system	+
Mono boom 6.45 m	+
Mono boom SME 6.15 m	+
Pipe fracture safety valve for stick cylinder	+
Pipe fracture safety valves for boom cylinders	+
Quick coupler SWA 66 hydraulic	+
Quick coupler SWA 66 mechanical	+
Stick 2.60 m	+
Stick 2.90 m	+
Stick 3.25 m	+
Stick 3.95 m	+
Stick bottom protection	+
Stick SME 2.15 m	+
Stick SME 2.60 m	+


● = Standard, + = Option

¹⁾ Equipment not individually available, but only as predefined packages

Non-exhaustive list, please contact us for further information.

Options and /or special equipment, supplied by vendors other than Liebherr, are only to be installed with the knowledge and approval of Liebherr in order to retain warranty.

The Liebherr Group



Global and independent: more than 70 years of success

Liebherr was founded in 1949 when, with the development of the world's first mobile tower crane, Hans Liebherr laid the foundations for a family business now employing nearly 50,000 people and comprising over 140 companies across every continent.

The parent company is Liebherr-International AG in Bulle, Switzerland, whose associates are exclusively members of the Liebherr family.

Leaders and pioneers

Liebherr is a pioneer and its forward-looking approach has seen it make important contributions to technology history over a wide variety of industries. Employees throughout the world continue to share the courage of the founder, sharing a passion to produce innovative products and a determination to provide world-leading equipment and machinery.

Diversified portfolio

The company is one of the world's biggest construction equipment manufacturers and provides high-quality, user-oriented products and services to sectors including: earthmoving, material handling, deep foundations, mining, mobile and crawler cranes, tower cranes, concrete production and distribution, maritime cranes, aerospace and transportation, gear technology and automation, refrigeration and freezing, components and hotels.

Customised care

Liebherr solutions are characterised by precision, implementation and longevity. The company is committed to technological excellence and to providing customers with solutions that match their needs exactly. That customer focus does not end with delivery of a product but continues through a comprehensive range of back-up and support services.

www.liebherr.com

Liebherr-France SAS

2 avenue Joseph Rey, B.P. 90287 • 68005 Colmar Cedex, France • Phone +33 389 213030
info.lfr@liebherr.com • www.liebherr.com • www.facebook.com/LiebherrConstruction