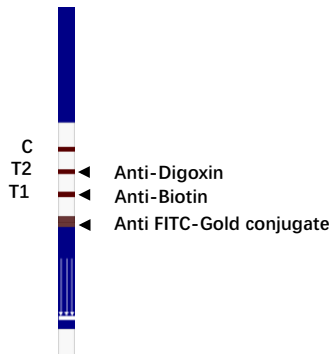


## K-AmpDetect 2T

### Intended Use

K-AmpDetect 2T is a universal Lateral flow dipstick for detection of genomic amplification labeled with Fluorescein isothiocyanate (FITC), Biotin, and Digoxin

### Test format

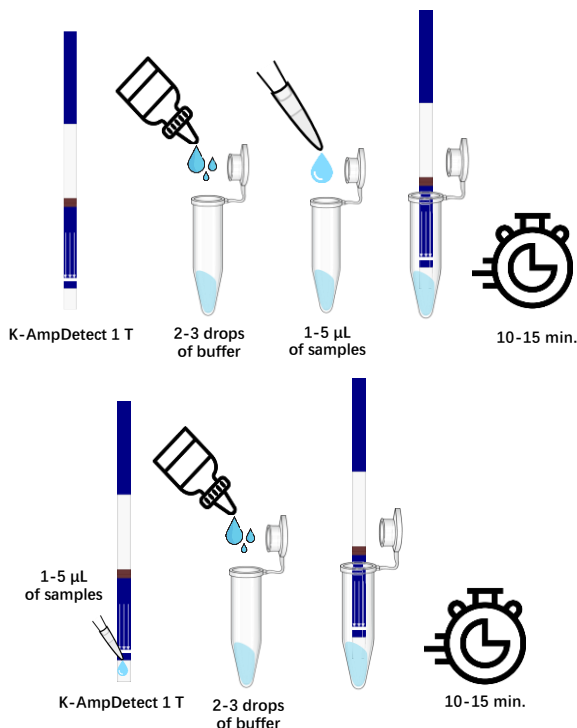


### Test Procedure :

1. Allow the test device, samples, and/or controls to equilibrate at room temperature (15-30 °C) before testing.
2. Remove the test device from the sealed pouch and use it as soon as possible.
3. Mix 1-5 µL of samples with 2-3 drops of running buffer in a tube, dip the dipstick into the solution and start the timer. In another way, apply 1-5 µL of sample onto the sample pad area of the dipstick and dip the strip into the running buffer and start the time.
4. Wait for the red line(s) to appear. The result should be read between 10-15 minutes. It is important that the background is clear before the result is read.

### Note:

Do not interpret the result after 30 minutes.



### Interpretation of result

#### 1. Positive result

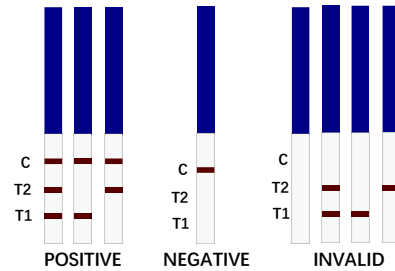
The presence of two/three color bands lines (C & T1,T2), the result indicates a positive result.

#### 2. Negative result

The presence of one color band line (C), the result indicates a negative result.

#### 3. Invalid result

If the control line (C) fails to appear within, the result is considered invalid.



### Precautions

- For professional in vitro diagnostic use only. Do not use after the expiry date
- Do not eat, drink or smoke in the area where the specimens or kits are handled.
- Handle all specimens as if they contain infectious agents. Observe established precautions against microbiological hazards throughout testing and follow the standard procedures for the proper disposal of specimens.
- Wear protective clothing such as laboratory coats, disposable gloves, and eye protection when specimens are being tested.
- Humidity and temperature can adversely affect results.

### Storage & Stability

The kit can be stored at temperature 2-30 °C. The test strip is stable through the expiration date printed on the sealed pouch. The test strip must remain in the sealed pouch until use.

DO NOT FREEZE. Do not use beyond expiry date.

### Kit components

- Test devices
- Desiccant (Discard - Do not eat)
- Running Buffer
- Instructions for Use

### Remark

The running buffer provided in the test kit may not show the same result with different genomic amplification. In some test, users can modify the own running buffer which may show the better or worse result.

For further information, please contact K-Bio Sciences Co., Ltd.