



MODEL :

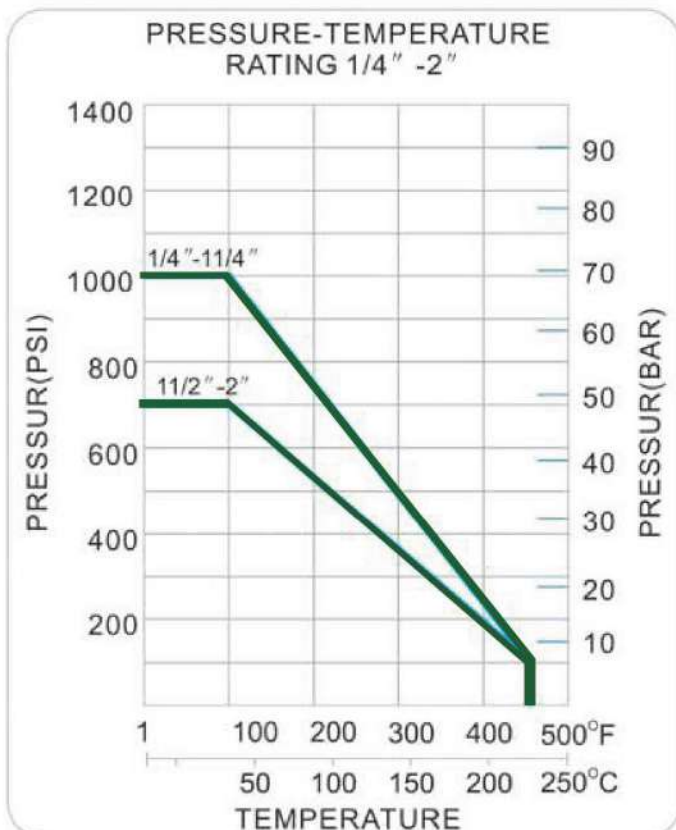
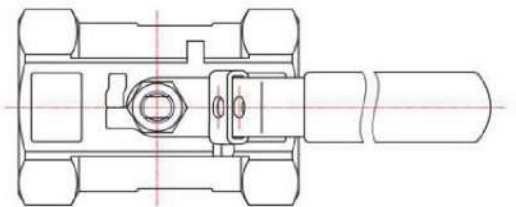
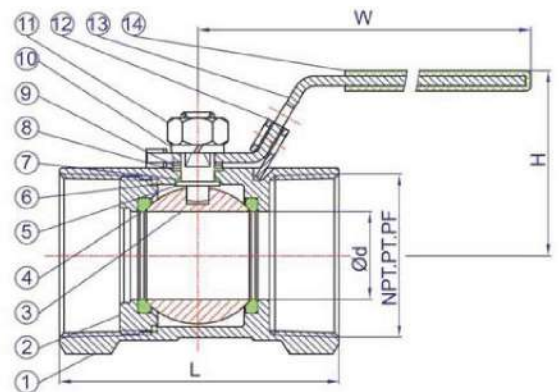
- C100 S45C A216 Gr-WCB DIN1.0619
- C112 SUS316 A351 Gr-CF8M DIN1.4408

FEATURES :

- PIPE THREAD IN ACCORDANCE;
NPT,BSPT,DIN259,DIN2999,ISO 228 CLASS A
- BLOW-OUT PROOF STEM/REDUCE PORT
- INVESTMENT CASTING BODY
- 1000PSI(PN63)W.O.G
- LOCKING DEVICE

DIMENSIONS :

size		d	L	H	W	CV FACTOR	TORQUE N.M
DN	NPS						
8	1/4"	5	39	34	69	4.0	0.6
10	3/8"	7	44	38	81	4.0	0.9
15	1/2"	10	59	41	96	4.5	1.0
20	3/4"	13	60	45	96	9.0	2.0
25	1"	16	72	52	116	16.0	4.0
32	1 1/4"	20	77	57	116	24.0	5.5
40	1 1/2"	25	84	62	158	37.0	7.0
50	2"	32	100	68	158	68.0	9.0



MATERIALS LIST :

ITEM	PART NAME	MATERIAL	
1	BODY	WCB	CF8M
2	CAP	WCB	CF8M
3	BALL	CF8M	
4	SEAT	PTFE	
5	STEM	SUS316	
6	GASKET	PTFE	
7	THRUST WASHER	PTFE	
8	PACKING	PTFE	
9	WASHER	SUS304	
10	SPRING WASHER	SUS304	
11	STEM NUT	SUS304	
12	LOKING DEVICE	SUS304	
13	HANDLE	SUS304	
14	PLASTIC COVER	PLASTIC	