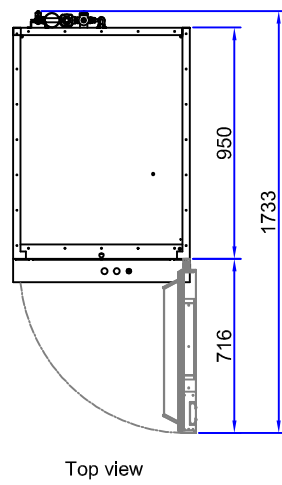
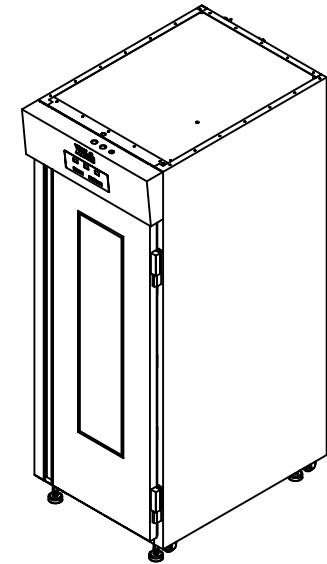
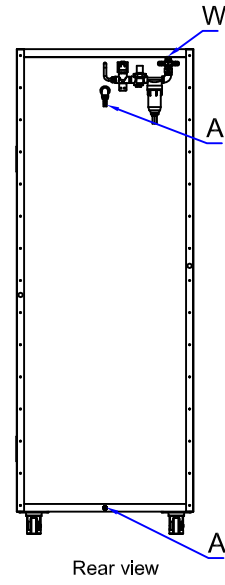
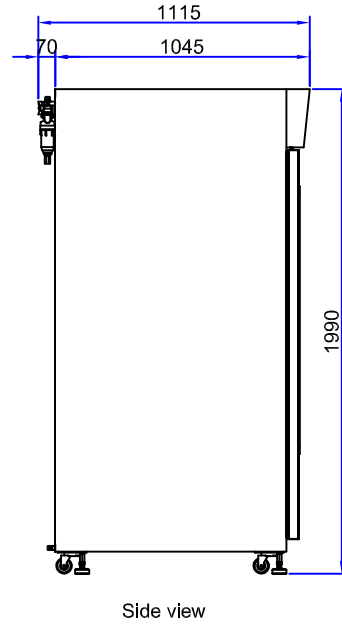
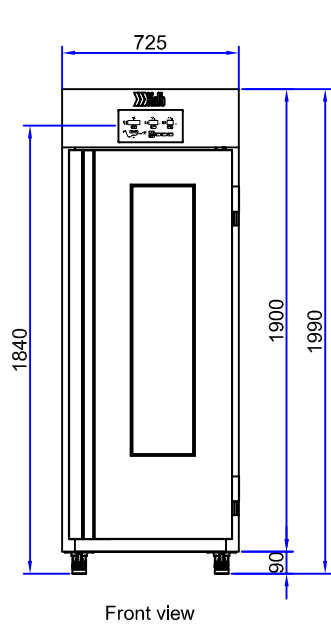


Kolb Reach-in Proofer, 30-trays K11-RE64D30



- A Water outlet 1/2"
- D External Dim. of chamber 725(W)x1115(D)x1990(H) mm
- D1 Dim. of Baking chamber 620x835 mm
- Tray capacity per deck 15 levels 30pcs 600x400 mm
- D2 Door Size 670x1600 mm
- E Voltage 220-230V,50/60Hz,PE
- Optional voltage 240V (Specify on order)
- N Total power consumption 1.1 kW (5 A)
- T Total weight 136 kg
- W Connection point of water supply 1/2"

Signature: _____
Date: _____

Unassigned Tolerance According to DIN ISO 2768-1							
Dimension	0.3 To 6	6 To 30	30 To 120	120 To 400	Radius 0.5 To 3	Radius 3 To 6	mm
Tolerance	±0.1	±0.2	±0.3	±0.5	±0.2	±0.5	mm

Kolb Huizhou Ltd.
Tel: +86 (0)752 6111 203 ext. 219
Mail: info@kolbcn.com
Website: www.kolbcn.com

Tolerance	Customer Title: Reach-in Proofer, 30-trays	Material: SS304
X.±	Kolb Item Number:	Version: 01
X.°		
.X±	Kolb Item Name: Reach-in Proofer, 30-trays	
.XX±	Kolb Item Name: Reach-in Proofer, 30-trays	

1	Approve	Check	Draft	Min	Unit	mm
Quantity	Date	Date	Date	06.12.2016	Scale	1:1

		Weight	Thickness	Item Number	Page
				K11-RE64D30	1/1