

## K 200 M / K 260 M

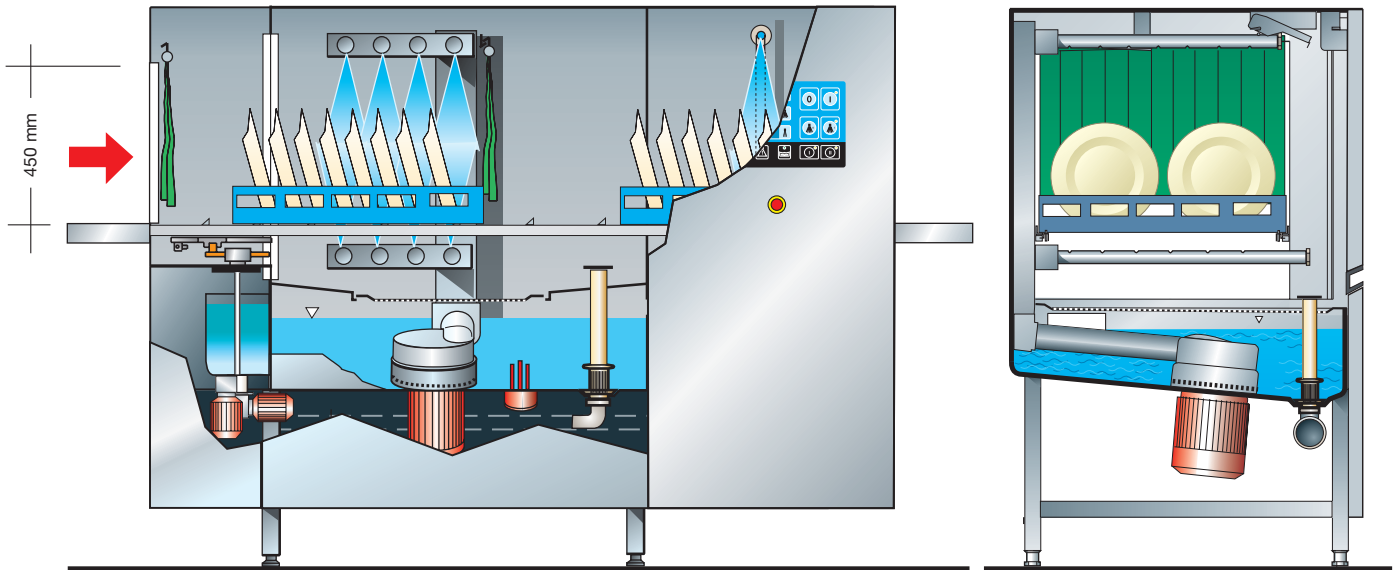
Efficient and economical dishwashing



K 200 M / K 260 M –  
Rack type dishwashing machines

## K 200 M:


# Rack type dishwashing machine



### Manifold wash system:

Optimized cross-section and nozzle arrangements. Connection to rising pipe via a single stainless steel connection pipe inside the machine.

**Benefit:** Remarkably easy to insert and remove both the top and bottom portions of the manifold wash system. Nothing penetrates the rear wall – so you can be sure there will be no leakage even after years of service.



### MEIKO V-shaped tank with rounded edges:

The tank is welded in a single-piece construction and is rounded at the critical points.

**Benefit:** Design of tank interior makes visual inspection easier. Eliminates possibility of dirt building up along the edges. Very easy to clean.



### MEIKO pump system:

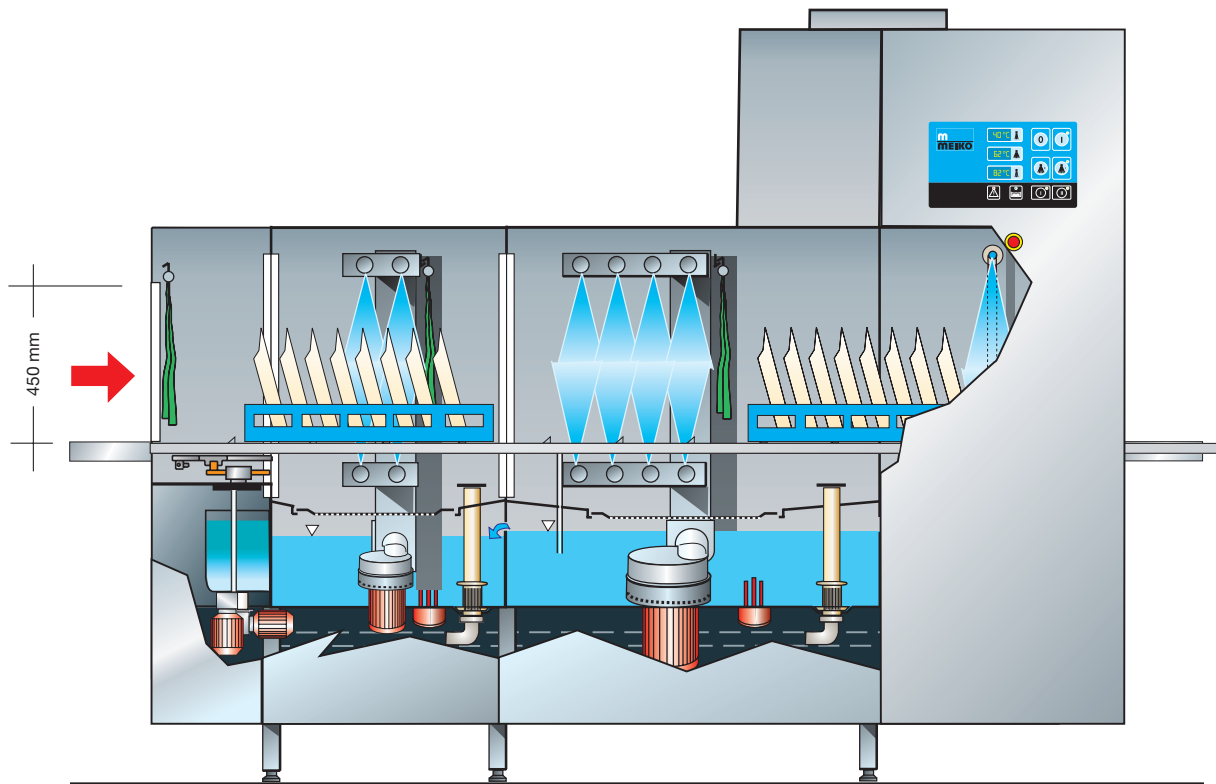
- Pump impeller and housing manufactured from heavy gauge stainless steel
- Pump housing has no edges or corners
- Large all-round suction area on tank floor

**Benefit:** Reliable operation, long service life, robust, easy to clean.

# K 260 M:

## Rack type dishwashing machine

**m**  
**MEIKO**  
The clean solution



**Transport drive unit:** Catch peg system with transport overload protection.

**Benefit:** Maximises operating safety and minimises the load on the transport mechanism.

**Rinse booster pump with buffer tank:**

Machine operates independently of fluctuations in water pressure and creates air gap to prevent backflow.


**Benefit:** Ensures optimum final rinse results.



**OPTIONAL**  
**MEIKO heat recovery system:**

Hot humid air is drawn through a heat exchanger to preheat incoming cold water to approx. 45 °C. The heat exchanger can easily be pulled out onto the top of the machine for cleaning.

**Benefit:** Major reduction in operating costs (standard K 260 M configuration, electrically heated).



**Central switch cabinet:**

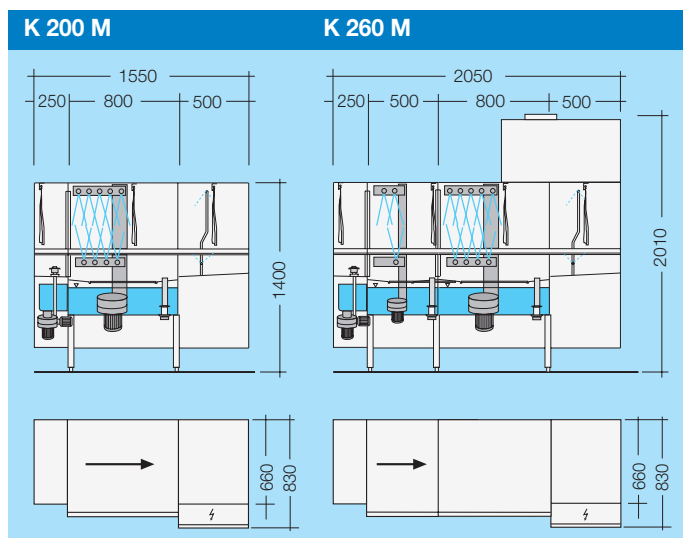
The control panel and thermometers are conveniently located on the electrical cabinet door. The electrical components are clearly arranged and easily accessible in the control cabinet.

**Benefit:** Machine operators and technicians can access the machine from a standing position for both standard operation and routine maintenance.

# Dimensions and technical data



The clean solution



The machines are fully wired and ready for installation. They are wired for 3 NPE 400 V, 50 Hz as standard with the additional option of 3 NPE 400 V, 60 Hz.  
Water flow pressure: minimum 2.5 bar, maximum 6.0 bar.

		K 200 M	K 260 M
Throughput	baskets /h	130 - 200	165 - 250
Wash pump rating*	kW/h	1.7	1 x 0.55 / 1 x 1.7
Pump throughput	l/min	1020	1 x 400 / 1 x 1020
Tank heating	kW/h	13.9	7.4 + 17.6
Tank capacity	l	90	140
Final rinse water	l/h	360	400
Rinse booster pump rating	kW	0.55	0.55
Exhaust fan rating	kW	option	0,11
Boiler rating**	kW/h	16.7	20
Total connected load** (drying not included)	kW/h	49.73	48.1
Transport motor rating	kW/h		0.12 / 0.18
Machine length (without dryer)	mm	1550	2050
Passing width	mm	510	510
Passing height	mm	450	450

\* Standard configuration 1.7 kW, (3 NPE, 400 V, 50 Hz) – 2.2 kW, (3 NPE, 400 V, 60 Hz)

\*\* (45 °C water connection)

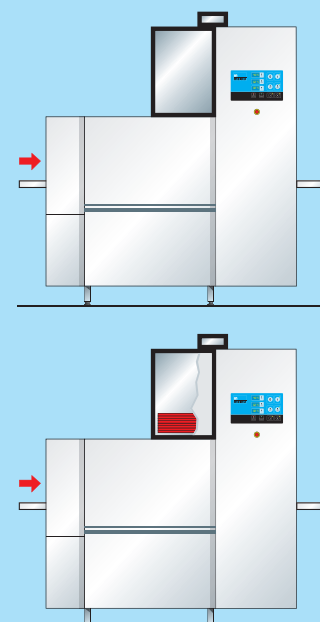
Recommended to have warm water connection 40C-50C for wash tank connection

## Optional accessories for the K 200 M

The machine can be fitted with a waste air extraction duct and fan. This ensures proper extraction of waste air into an existing air duct system or into an exhaust hood.

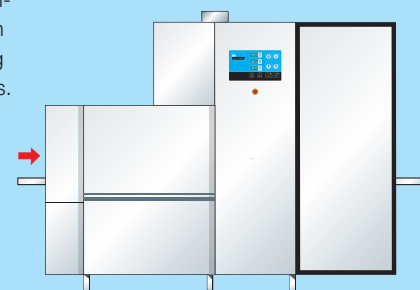
A waste air heat recovery unit with a generous 60 m<sup>2</sup> cooling surface provides major energy savings. Simply connect the machine to the cold water supply and the final rinse water will be pre-heated by the heat exchanger to approx. 45 °C. This offers a big drop in your heating energy costs as well as reducing the total connected load and operating costs.

**The waste air heat recovery system is fitted as standard in the K 260 M (electrically heated).**



## Optional accessories for the K 200 M and K 260 M

High-efficiency, low-temperature drying zones in straight or space-saving 90° angle configurations. Additional load rating of just 3.3 kW.



MEIKO Clean Solutions (SEA) Sdn. Bhd.

No. 8, Lorong Teknologi C (OMNI), Taman Sains Selangor 1, Kota Damansara, 47810 Petaling Jaya, Selangor Malaysia. Tel: +60 3 6151

5461 Fax: +60 3 6151 5464

www.meiko-asia.com

Linked Meiko SEA

Meikosea

Meikoglobal

MEIKO Global

230.033.00.03.14/CN/KD/2500

We reserve the right to make modifications as part of future developments.