


Model :	DS 35 EC	DS 45 EC	DS 60 EC
Product Code :	1211-238179	1211-238180	1211-238181
Dimension :	326 x 200 x 79 mm.		
Box Dimension :	143 x 503 x 232 mm.		
Weight of Product :	1.5 kg.		
Weight overall :	2.95 kg.		





DS 35 EC

1211-238179



DS 45 EC

1211-238180



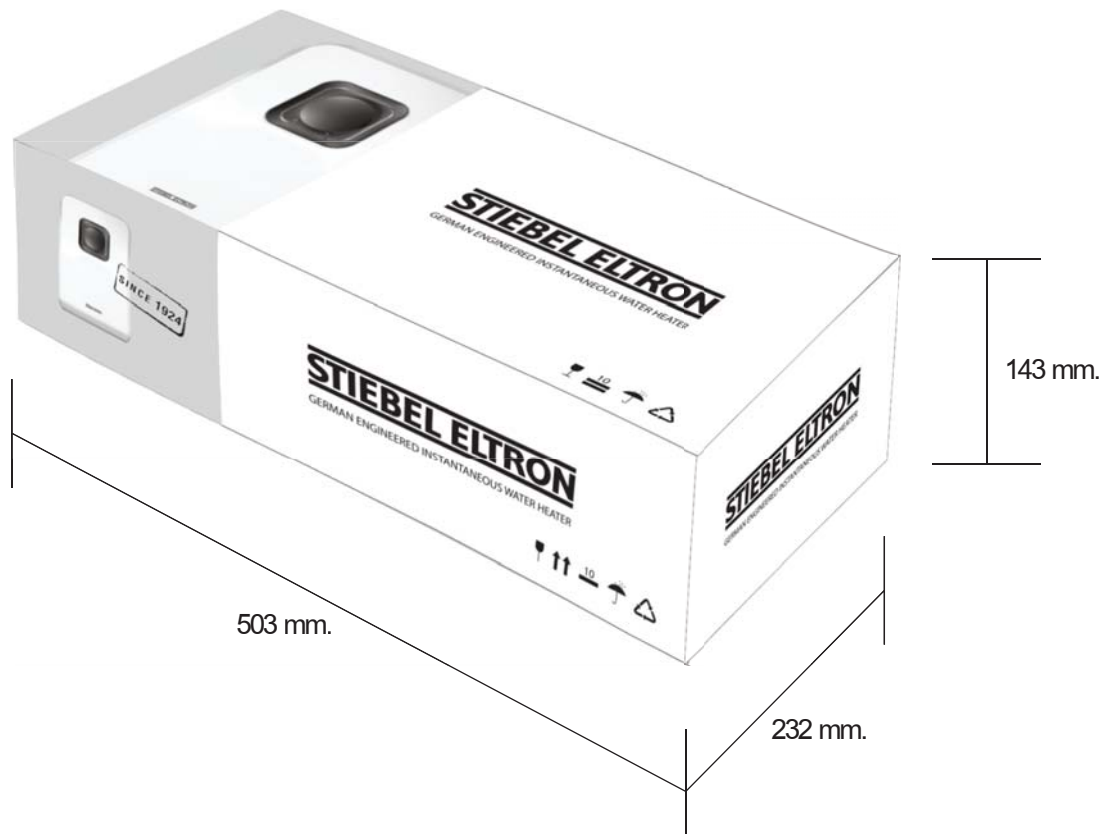
DS 60 EC

1211-238181

Product Features DS

- LED power light
- ELCB for electric shock prevention
- German design concept
- European product design
- 5 in 1 chrome hand shower setting
- Automatic cut-off for scalding prevention
- Works even with low water pressure
- Water proof to IP 25
- Automatic flow switch ON/OFF control

Model :	DS
Dimension :	360 x 200 x 110 mm.
Box Dimension :	143 x 503 x 232 mm.
Weight of Product :	1.5 kg.

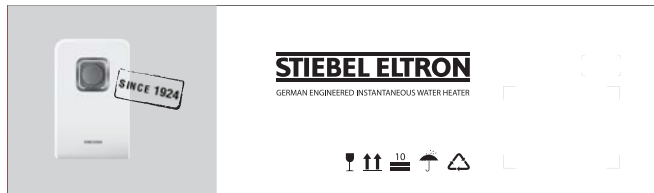


TOP



230 mm.

BACK



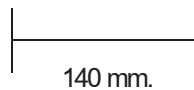
143 mm.

SIDE 'L



232 mm.

FRONT



141 mm.

503 mm.