



**Pneuma  
Engineering Co., Ltd**  
บริษัท นิวมา เอ็นจิเนียริง จำกัด

ติดต่อราคาพิเศษได้ที่




**ชุดกรองลม**

AIR UNIT SERVICE



**สายลม**

PNEUMATIC TUBE



**หัวขับไฟฟ้า**

ELECTRIC ACTUATOR



**หัวขับลม**

PNEUMATIC ACTUATOR



**เกจวัดแรงดัน**

PRESSURE GAUGE



**กระบอกลม**

AIR CYLINDER



**โซลินอยด์วาล์ว  
ทองเหลือง**

BRASS SOLENOID VALVE



**นิวเมติกส์วาล์ว**

PNEUMATIC VALVE



**วาล์วเป่าฝุ่น**

PULSE VALVE



**ข้อต่อลม**

PNEUMATIC FITTING



**บอลวาล์ว**

BALL VALVE



**บัตเตอร์ฟลายวาล์ว**

BUTTERFLY VALVE

บริษัท นิวมา เอ็นจิเนียริง จำกัด เป็นตัวแทนจำหน่ายและนำเข้าอุปกรณ์นิวเมติกส์ และวาล์วอุตสาหกรรม โซลินอยด์ วาล์ว หัวขับลม SIRCA ชุดกรองลม ข้อต่อลม สายลม กระบอกนิวเมติกส์ เกจวัดแรงดัน พร้อมบริการหลังการขาย



CALL CENTER




WWW.PNEUMA-ENGINEERING.CO.TH



E-MAIL: PNEUMA.ENGINEER@GMAIL.COM



094-452-2952



# ชุดกรองลม



Air Source Treatment Unit AC Series



AC Max Flow Series



High Pressure Air Source

Water Drainer



Pressure Gauge Standard

Precision Relief Valve

# นิวเมติกส์วาล์ว



Pilot Valve



Manifold



Hand Pull Valve



Mechanical Valve



Shuttle Valve



One-way Throttle Valve



Solenoid Valve



Hand Lever Valve



Hand Slide



Check Valve



Exhaust Valve



Foot Valve

# กระบอกลม



SC



DNC



GDS



DNG



SI



MS



DAL



RNC



QGBH



MAL



SDA



TN



AVS



Air-Oil



## ISO 6431 Standard Cylinder Accessories



## Standard Cylinder Accessories



## Magnetism Switch



# ข้อต่อลม

CONEK  
PNEUMATIC FITTINGS



# สายลม

SDPC



PU / NYLON / PE / TEFLON  
(PTFE) TUBE



Quick Coupler



SH

SF

SP

PH

SM

PM

PP

Valve



PJA

PJB

PJK

PJC

PJD



SML

SMT

SMM

SMX

SMV

SMY

SMM-A

PJE

PJF

PJG

PJH

# โซลินอยด์วาล์ว

ทองเหลือง

XINGYU  
RFS



WWW.PNEUMA-ENGINEERING.CO.TH



E-MAIL: PNEUMA.ENGINEER@GMAIL.COM



094-452-2952

SDPC

BK VALVE

CONEK

NUOVA FIMA

KITZ

JIRCA

XINGYU  
RFS

belvent

EMERSON  
ASCA

SUNYEH

calpeda

# วาล์วเป่าฝุ่น



XINGYU RFS

Dust Collector Valve / Pulse Valve (RMF)

# พีสตันวาล์ว



XINGYU RFS EMERSON ASCO

Sanitary

Flange Angle Seat Valve

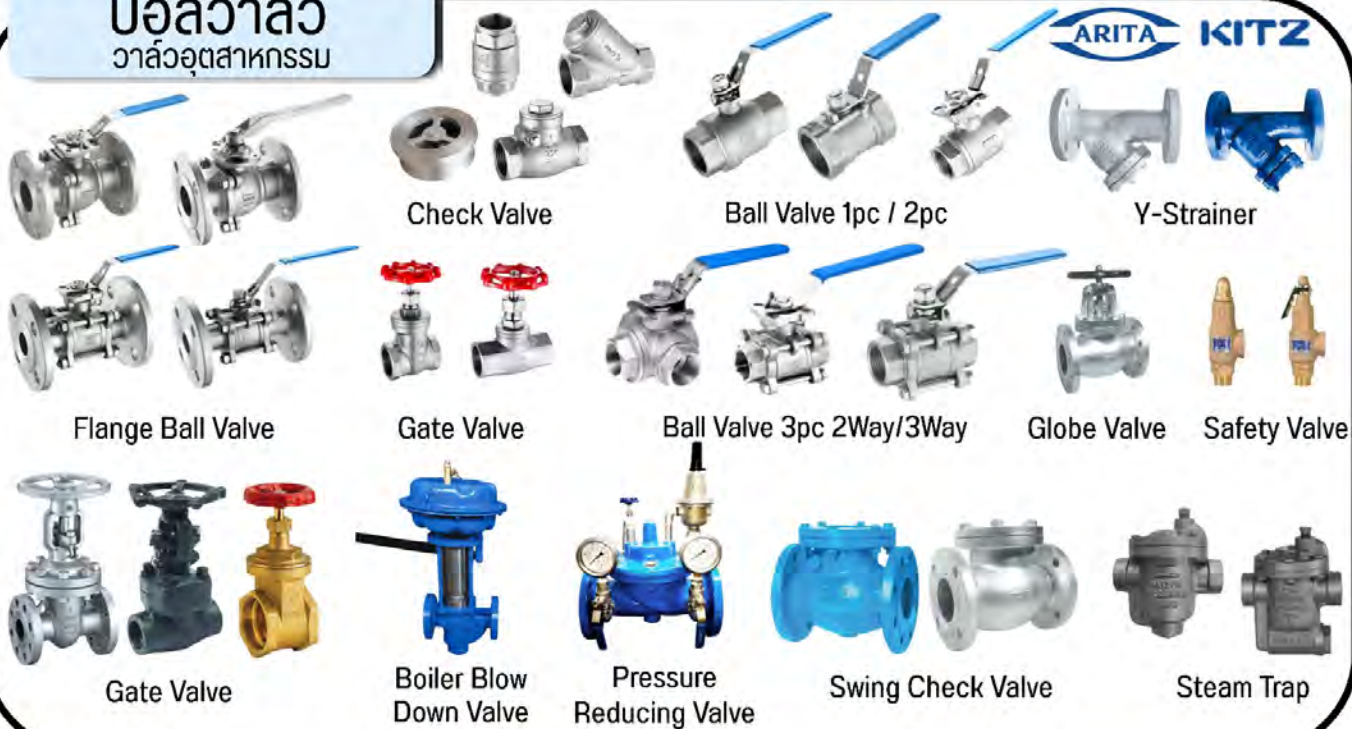
Stainless Steel

Seal PTFE (Teflon)

Gun Metal

Piston Valve

# บอลวาล์ว วาล์วอุตสาหกรรม



ARITA KITZ

Check Valve

Ball Valve 1pc / 2pc

Y-Strainer

Flange Ball Valve

Gate Valve

Ball Valve 3pc 2Way/3Way

Globe Valve

Safety Valve

Gate Valve

Boiler Blow Down Valve

Pressure Reducing Valve

Swing Check Valve

Steam Trap

# เกจวัดแรงดัน



Pressure / Vacuum / Compound Gauge



Electric Contact



Glycerin Oil



Thermo Gauge



Diaphragm



Transmitter



Snubber



Syphon

**NUOVA FINA**  
Measuring Instruments


# ปัตเตอร์ฟลายวาล์ว



Flange JIS10K / DIN / ANSI

**ARITA** **KITZ**

# ห้วงขม/ห้วงขมไฟฟ้า



**XINGYU RFS** **JIRCA INTERNATIONAL S.p.A.** **SUNYEH** **KITZ**

Actuator

Limit Switch Box

Positioner Rotary / Liner

Electric Actuator



WWW.PNEUMA-ENGINEERING.CO.TH



E-MAIL: PNEUMA.ENGINEER@GMAIL.COM



094-452-2952

# UPVC วาล์ว



Ball Valve

Mini Ball Valve

Flange

Butterfly Valve

Foot Valve

Ball Valve

Diaphragm

Union

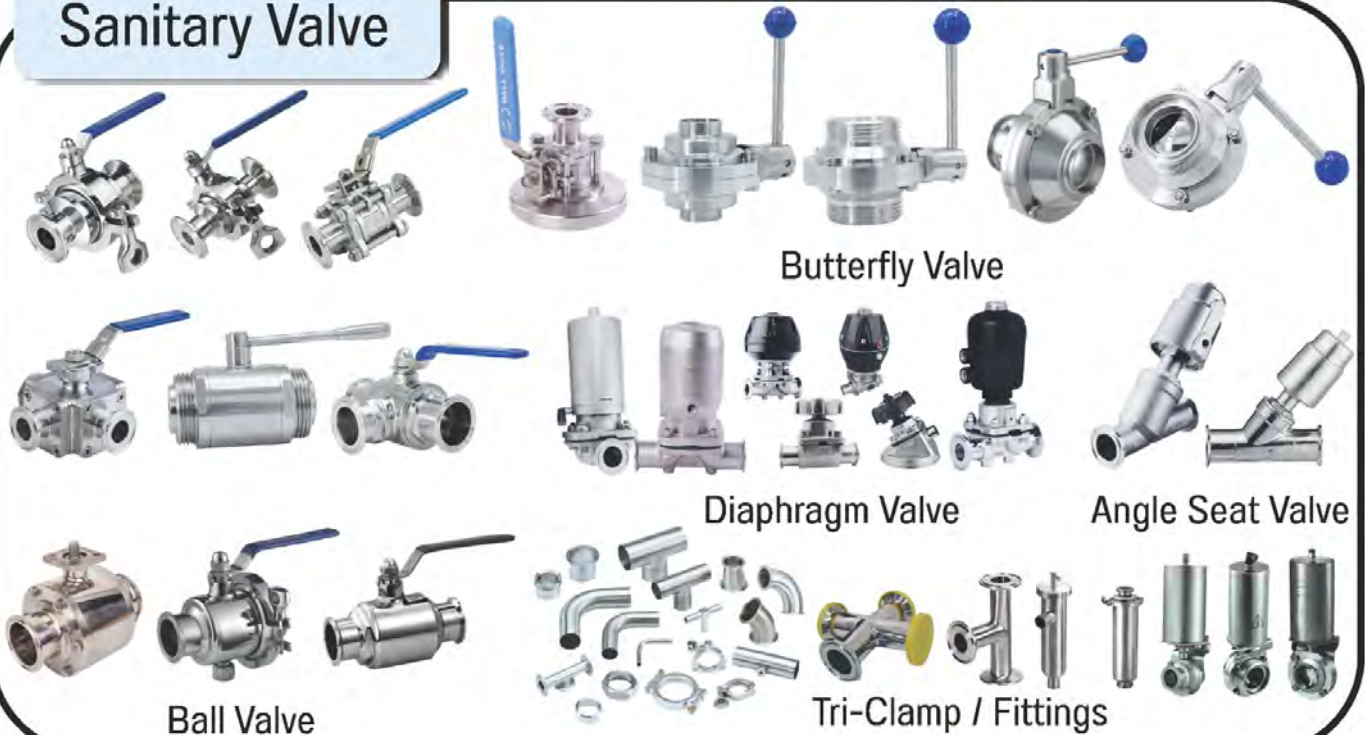
# ปั๊มลม / ปั๊มน้ำ



ปั๊มลม

ปั๊มน้ำ

# Sanitary Valve



Butterfly Valve

Diaphragm Valve

Angle Seat Valve

Ball Valve

Tri-Clamp / Fittings



WWW.PNEUMA-ENGINEERING.CO.TH



E-MAIL: PNEUMA.ENGINEER@GMAIL.COM



094-452-2952

# ข้อต่อ ลายลม Conek

**CONEK**  
PNEUMATIC FITTINGS



Model	Box	Price
PC 04-M5	500	32
PC 04-M6	500	34
PC 04-01	300	31
PC 04-02	250	31
PC 06-M5	300	32
PC 06-M6	300	36
PC 06-01	300	28
PC 06-02	200	29
PC 06-03	150	35
PC 06-04	50	65
PC 08-01	200	30
PC 08-02	200	32
PC 08-03	150	33
PC 08-04	50	54
PC 10-01	100	40
PC 10-02	100	41
PC 10-03	100	44
PC 10-04	50	54
PC 12-02	50	52
PC 12-03	50	52
PC 12-04	50	58
PC 16-03	40	165
PC 16-04	40	170



Model	Box	Price
POC 04-M5	500	37
POC 04-M6	500	39
POC 04-01	300	35
POC 04-02	250	35
POC 06-M5	300	37
POC 06-M6	300	42
POC 06-01	300	32
POC 06-02	200	33
POC 06-03	150	40
POC 06-04	50	40
POC 08-01	200	35
POC 08-02	200	37
POC 08-03	150	38
POC 08-04	50	58
POC 10-01	100	51
POC 10-02	100	46
POC 10-03	100	47
POC 10-04	50	62
POC 12-02	50	60
POC 12-03	50	60
POC 12-04	50	68
POC 16-03	-	-
POC 16-04	-	-



Model	Box	Price
PCF04-M5	-	-
PCF04-M6	-	-
PCF04-01	200	40
PCF04-02	100	40
PCF06-M5	-	-
PCF06-M6	-	-
PCF06-01	200	48
PCF06-02	100	48
PCF06-03	100	58
PCF06-04	50	-
PCF08-01	200	55
PCF08-02	100	56
PCF08-03	100	60
PCF08-04	50	95
PCF10-01	100	85
PCF10-02	100	61
PCF10-03	50	62
PCF10-04	50	85
PCF12-02	50	93
PCF12-03	50	97
PCF12-04	25	100
PCF16-03	-	-
PCF16-04	-	-



Model	Box	Price
PL 04-M5	300	44
PL 04-M6	200	46
PL 04-01	150	38
PL 04-02	100	40
PL 06-M5	200	44
PL 06-M6	100	47
PL 06-01	100	38
PL 06-02	100	40
PL 06-03	50	46
PL 06-04	50	100
PL 08-01	50	40
PL 08-02	50	41
PL 08-03	50	45
PL 08-04	50	84
PL 10-01	50	51
PL 10-02	50	51
PL 10-03	40	56
PL 10-04	25	84
PL 12-02	25	84
PL 12-03	25	84
PL 12-04	25	90
PL 16-03	20	188
PL 16-04	20	198

# ข้อต่อ สายลม Conek

**CONEK**  
PNEUMATIC FITTINGS



PLH

Model	Box	Price
PLH 04-M5	500	51
PLH 04-M6	500	53
PLH 04-01	300	43
PLH 04-02	250	46
PLH 06-M5	300	51
PLH 06-M6	300	54
PLH 06-01	300	44
PLH 06-02	200	46
PLH 06-03	150	53
PLH 06-04	50	115
PLH 08-01	200	46
PLH 08-02	200	47
PLH 08-03	150	48
PLH 08-04	50	97
PLH 10-01	100	58
PLH 10-02	100	60
PLH 10-03	100	62
PLH 10-04	50	92
PLH 12-02	50	95
PLH 12-03	50	97
PLH 12-04	50	105
PLH 16-03	-	-
PLH 16-04	-	-



PB

Model	Box	Price
PB 04-M5	500	65
PB 04-M6	500	66
PB 04-01	300	56
PB 04-02	250	56
PB 06-M5	300	65
PB 06-M6	300	67
PB 06-01	300	60
PB 06-02	200	62
PB 06-03	150	72
PB 06-04	50	130
PB 08-01	200	65
PB 08-02	200	68
PB 08-03	150	73
PB 08-04	50	130
PB 10-01	100	73
PB 10-02	100	77
PB 10-03	100	78
PB 10-04	50	130
PB 12-02	50	130
PB 12-03	50	130
PB 12-04	50	130
PB 16-03	10	235
PB 16-04	10	250



PD

Model	Box	Price
PD 04-M5	500	64
PD 04-M6	500	66
PD 04-01	300	65
PD 04-02	250	64
PD 06-M5	300	65
PD 06-M6	300	67
PD 06-01	300	65
PD 06-02	200	65
PD 06-03	150	75
PD 06-04	50	140
PD 08-01	200	68
PD 08-02	200	68
PD 08-03	150	78
PD 08-04	50	140
PD 10-01	100	70
PD 10-02	100	75
PD 10-03	100	78
PD 10-04	50	140
PD 12-02	50	140
PD 12-03	50	145
PD 12-04	50	150
PD 16-03	-	-
PD 16-04	-	-



PX

Model	Box	Price
PX 04-M5	500	80
PX 04-M6	500	78
PX 04-01	300	78
PX 04-02	250	80
PX 06-M5	300	84
PX 06-M6	300	87
PX 06-01	300	78
PX 06-02	200	80
PX 06-03	150	90
PX 06-04	50	175
PX 08-01	200	85
PX 08-02	200	86
PX 08-03	150	88
PX 08-04	50	175
PX 10-01	100	84
PX 10-02	100	84
PX 10-03	100	90
PX 10-04	50	175
PX 12-02	50	175
PX 12-03	50	175
PX 12-04	50	180
PX 16-03	-	-
PX 16-04	-	-



# ข้อต่อ สายลม Conek

**CONEK**  
PNEUMATIC FITTINGS



Model	Box	Price
PLL 04-M5	100	75
PLL 04-M6	50	74
PLL 04-01	100	78
PLL 04-02	50	88
PLL 06-M5	50	80
PLL 06-M6	50	88
PLL 06-01	50	75
PLL 06-02	50	95
PLL 06-03	50	120
PLL 06-04	25	180
PLL 08-01	50	105
PLL 08-02	50	110
PLL 08-03	50	135
PLL 08-04	25	200
PLL 10-01	25	170
PLL 10-02	25	175
PLL 10-03	25	180
PLL 10-04	20	240
PLL 12-02	20	260
PLL 12-03	20	270
PLL 12-04	20	280
PLL 16-03	-	-
PLL 16-04	-	-



Model	Box	Price
PLF 04-M5	200	75
PLF 04-M6	100	78
PLF 04-01	150	87
PLF 04-02	100	90
PLF 06-M5	100	80
PLF 06-M6	100	88
PLF 06-01	100	90
PLF 06-02	50	100
PLF 06-03	50	125
PLF 06-04	-	-
PLF 08-01	50	105
PLF 08-02	50	110
PLF 08-03	50	140
PLF 08-04	25	200
PLF 10-01	50	170
PLF 10-02	25	175
PLF 10-03	25	180
PLF 10-04	25	240
PLF 12-02	25	260
PLF 12-03	25	270
PLF 12-04	20	280
PLF 16-03	-	-
PLF 16-04	-	-



Model	Box	Price
PMF 04-M5	-	-
PMF 04-M6	-	-
PMF 04-01	100	125
PMF 04-02	100	135
PMF 06-M5	-	-
PMF 06-M6	-	-
PMF 06-01	100	130
PMF 06-02	100	140
PMF 06-03	50	165
PMF 06-04	-	-
PMF 08-01	50	150
PMF 08-02	50	160
PMF 08-03	50	165
PMF 08-04	25	175
PMF 10-01	50	180
PMF 10-02	50	220
PMF 10-03	25	230
PMF 10-04	25	240
PMF 12-02	25	240
PMF 12-03	25	270
PMF 12-04	20	280
PMF 16-03	-	-
PMF 16-04	-	-



Model	Box	Price
PH 04-M5	200	103
PH 04-M6	200	79
PH 04-01	100	91
PH 04-02	50	91
PH 06-M5	100	103
PH 06-M6	100	88
PH 06-01	100	99
PH 06-02	50	100
PH 06-03	25	109
PH 06-04	20	128
PH 08-01	100	103
PH 08-02	50	103
PH 08-03	25	128
PH 08-04	20	121
PH 10-01	50	-
PH 10-02	50	121
PH 10-03	25	121
PH 10-04	20	225
PH 12-02	25	225
PH 12-03	25	225
PH 12-04	20	230
PH 16-03	-	-
PH 16-04	-	-

# ข้อต่อ ลายลม Conek

**CONEK**  
PNEUMATIC FITTINGS



Model	Box	Price
PHF 04-M5	200	130
PHF 04-M6	-	-
PHF 04-01	100	115
PHF 04-02	50	135
PHF 06-M5	100	140
PHF 06-M6	100	145
PHF 06-01	100	120
PHF 06-02	50	145
PHF 06-03	25	210
PHF 06-04	-	-
PHF 08-01	100	150
PHF 08-02	50	160
PHF 08-03	25	180
PHF 08-04	20	240
PHF 10-01	-	-
PHF 10-02	50	185
PHF 10-03	25	200
PHF 10-04	20	250
PHF 12-02	25	250
PHF 12-03	25	260
PHF 12-04	20	270
PHF 16-03	-	-
PHF 16-04	-	-



Model	Box	Price
JSC 04-M5	200	200
JSC 04-M6	-	-
JSC 04-01	100	188
JSC 04-02	50	190
JSC 06-M5	150	210
JSC 06-M6	-	-
JSC 06-01	100	170
JSC 06-02	50	170
JSC 06-03	25	245
JSC 06-04	20	380
JSC 08-01	100	170
JSC 08-02	50	170
JSC 08-03	25	250
JSC 08-04	20	290
JSC 10-01	50	220
JSC 10-02	50	250
JSC 10-03	25	250
JSC 10-04	20	330
JSC 12-02	25	330
JSC 12-03	25	330
JSC 12-04	20	350
JSC 16-03	-	-
JSC 16-04	-	-



Model	Box	Price
JSU 04	100	180
JSU 06	50	180
JSU 08	25	200
JSU 10	20	320
JSU 12	10	400




Model	Box	Price
HVFF 06-06	25	280
HVFF 08-08	25	380
HVFF 10-10	20	420
HVFF 12-12	20	450

# ข้อต่อ สายลม Conek

**CONEK**  
PNEUMATIC FITTINGS



Model	Box	Price
PU 04	200	<b>33</b>
PU 06	150	<b>36</b>
PU 08	100	<b>38</b>
PU 10	50	<b>43</b>
PU 12	50	<b>60</b>
PU 16	25	<b>216</b>



Model	Box	Price
PV 04	200	<b>36</b>
PV 06	150	<b>40</b>
PV 08	100	<b>44</b>
PV 10	50	<b>50</b>
PV 12	40	<b>64</b>
PV 16	25	<b>250</b>



Model	Box	Price
PY 04	100	<b>70</b>
PY 06	100	<b>70</b>
PY 08	50	<b>80</b>
PY 10	25	<b>90</b>
PY 12	25	<b>145</b>
PY 16	10	<b>435</b>




Model	Box	Price
PE 04	100	<b>49</b>
PE 06	100	<b>52</b>
PE 08	50	<b>54</b>
PE 10	25	<b>60</b>
PE 12	25	<b>115</b>
PE 16	10	<b>338</b>




Model	Box	Price
PZA 04	100	<b>92</b>
PZA 06	50	<b>108</b>
PZA 08	50	<b>110</b>
PZA 10	20	<b>130</b>
PZA 12	10	<b>140</b>
PZA 16	-	-



Model	Box	Price
PM 04	500	<b>64</b>
PM 06	500	<b>66</b>
PM 08	300	<b>70</b>
PM 10	250	<b>120</b>
PM 12	300	<b>170</b>
PM 16	-	-



Model	Box	Price
PP 04	1000	<b>25</b>
PP 06	500	<b>35</b>
PP 08	250	<b>45</b>
PP 10	200	<b>55</b>
PP 12	100	<b>65</b>
PP 16	50	<b>75</b>



Model	Box	Price
PIJ 04	500	<b>32</b>
PIJ 06	500	<b>37</b>
PIJ 08	300	<b>40</b>
PIJ 10	250	<b>45</b>
PIJ 12	300	<b>55</b>
PIJ 16	300	<b>90</b>

# ข้อต่อ สายลม Conek

**CONEK**  
PNEUMATIC FITTINGS



Model	Box	Price
PG 06-04	150	56
PG 08-06	100	67
PG 10-08	50	75
PG 12-10	50	100
PG 16-12	20	285




Model	Box	Price
PW 06-04	100	109
PW 08-06	50	120
PW 10-08	25	133
PW 12-10	25	180



Model	Box	Price
PEG 06-04	100	108
PEG 08-06	50	120
PEG 10-08	25	126
PEG 12-10	25	140
PEG 16-12	10	420



Model	Box	Price
PKG 06-04	25	225
PKG 08-04	25	275
PKG 08-06	25	255
PKG 10-06	25	325
PKG 10-08	25	300




Model	Box	Price
PIG 06-04	500	40
PIG 08-06	250	45
PIG 10-08	200	50
PIG 12-10	100	55
PIG 16-12	50	70



Model	Box	Price
PGJ 06-04	200	55
PGJ 08-04	200	60
PGJ 08-06	150	65
PGJ 10-06	100	76
PGJ 10-08	100	80
PGJ 12-06	50	82
PGJ 12-08	50	85
PGJ 12-10	50	90



Model	Box	Price
PLGJ 06-04	150	75
PLGJ 08-06	100	90
PLGJ 10-08	50	160
PLGJ 12-10	25	180



Model	Box	Price
PW 06-04	100	120
PW 08-06	50	150
PW 10-08	25	200
PW 12-10	20	230

# ข้อต่อ สายลม Conek

**CONEK**  
PNEUMATIC FITTINGS



Model	Box	Price
PIJ 04	200	<b>65</b>
PIJ 06	100	<b>75</b>
PIJ 08	50	<b>90</b>
PIJ 10	25	<b>160</b>
PIJ 12	25	<b>170</b>



Model	Box	Price
PYJ 04	100	<b>105</b>
PYJ 06	50	<b>120</b>
PYJ 08	50	<b>145</b>
PYJ 10	25	<b>200</b>
PYJ 12	25	<b>220</b>



Model	Box	Price
PKJ 06-04	25	<b>170</b>
PKJ 08-04	25	<b>190</b>
PKJ 08-06	25	<b>220</b>
PKJ 10-06	20	<b>250</b>
PKJ 10-08	20	<b>280</b>



Model	Box	Price
PSL-01	100	<b>51</b>
PSL-02	50	<b>53</b>
PSL-03	25	<b>43</b>
PSL-04	25	<b>46</b>



Model	Box	Price
BSL-M5	1000	<b>36</b>
BSL-01	300	<b>32</b>
BSL-02	150	<b>42</b>
BSL-03	100	<b>72</b>
BSL-04	50	<b>95</b>
BSL-06	25	<b>300</b>
BSL-08	10	<b>500</b>



Model	Box	Price
BSLM-01	1000	<b>28</b>
BSLM-02	500	<b>36</b>
BSLM-03	300	<b>65</b>
BSLM-04	200	<b>82</b>
BSLM-06	100	<b>300</b>
BSLM-08	50	<b>550</b>



Model	Box	Price
BESL-01	150	<b>236</b>
BESL-02	100	<b>296</b>
BESL-03	50	<b>496</b>
BESL-04	25	<b>685</b>
BESL-06	20	<b>790</b>
BESL-08	10	<b>950</b>

# Air Tube PU, NL, PE, PTFE



- สีใส
- สีดำ
- สีฟ้า
- สีส้ม
- สีเหลือง

เลือกสีทุกครั้งก่อนการสั่งซื้อ

Polyurethane (PU) tube

Model	ODxID	1/roll	ต่อเมตร	Price
PU-0425	4 x 2.5	200	11	2,200
PU-0604	6 x 4	200	14	2,800
PU-0805	8 x 5	100	20	2,000
PU-1065	10 x 6.5	100	41	4,100
PU-1208	12 x 8	100	52	5,200
PU-1612	16 x 12	100	168	14,000



- สีใส
- สีดำ
- สีฟ้า
- สีส้ม
- สีเหลือง

เลือกสีทุกครั้งก่อนการสั่งซื้อ

Nylon (N) tube

Model	ODxID	1/roll	ต่อเมตร	Price
N-0425	4 x 2.5	200	17.5	3,500
N-0604	6 x 4	200	25	2,500
N-0806	8 x 6	100	35	3,500
N-1075	10 x 7.5	100	55	5,500
N-1209	12 x 9	100	82	8,200
OD 3/8"	14x11	100	235	23,500
OD 1/4"	16x13	100	245	24,500



- สีใส
- สีดำ

เลือกสีทุกครั้งก่อนการสั่งซื้อ

(PE) tube

Model	ODxID	1/roll	ต่อเมตร	Price
PE-0425	4 x 2.5	200	12	2,400
PE-0604	6 x 4	200	20	2,000
PE-0806	8 x 6	100	25	2,500
PE-1075	10 x 7.5	100	40	4,000
PE-1209	12 x 9	100	50	5,000
OD1/4"		100	14	1,400
OD3/8"		100	31	3,100
OD1/2"		100	40	4,000



Teflon (PTFE) tube

Model	ODxID	1/roll	ต่อเมตร	Price
<b>Teflon (PTFE) tube สายลม เทปลอน สีขุ่น</b>				
TL-2x4	4x2	100	128	12,800
TL-4x6	6x4	100	175	17,500
TL-8x6	8x6	100	245	24,500
TL-10x8	10x8	100	315	31,500
TL-12x10	12x10	50	385	19,250
TL 1/4"	6.35x4.2	100	328	32,800
TL 3/8"	9.5x6.35	100	430	43,000
TL 1/2"	12.75x9.5	50	1,050	52,500
TL-16x14	16x14	30	1,182	35,460
<b>Teflon (PTFE) tube สายลม เทปลอน สีใส</b>				
TL-2x4	4x2	100	166	1660
TL-4x6	6x4	100	228	22800
TL-8x6	8x6	100	319	31900
TL-10x8	10x8	100	410	41000
TL-12x10	12x8	50	610	30500

9M



Model	1 เส้นยาว	Price
PUL-0805-3	6m	280
PUL-0805-9	9m	330
PUL-0805-12	12m	420
PUL-0805-15	15m	420
PUL-0805-20	20m	600

Polyurethane Spiral tube (PUL)

สายลม ขดสปริง + Coupler+Spiral

[www.pneuma-engineering.co.th](http://www.pneuma-engineering.co.th)

[fb.me/pneumaengineering](https://fb.me/pneumaengineering)

094-452-2952

@pneuma

Email : [pneuma.engineer@gmail.com](mailto:pneuma.engineer@gmail.com)

# Quick Coupler, Air gun



Model	Price
SM-20 G1/4	<b>135</b>
SM-30 G3/8	<b>145</b>
SM-40 G1/2	<b>155</b>

Model	Price
SP-20 5x8	<b>135</b>
SP-30 6.5x8	<b>145</b>
SP-40 8x12	<b>155</b>

Model	Price
SF-20 G1/4	<b>135</b>
SF-30 G3/8	<b>145</b>
SF-40 G1/2	<b>155</b>

Model	Price
SH-20 5/16	<b>135</b>
SH-30 G3/8	<b>145</b>
SH-40 G1/2	<b>155</b>

Model	Price
PM-20 G1/4	<b>42</b>
PM-30 G3/8	<b>45</b>
PM-40 G1/2	<b>50</b>

Model	Price
PP-20 5x8	<b>135</b>
PP-30 6.5x8	<b>145</b>
PP-40 8x12	<b>155</b>

Model	Price
PF-20 G1/4	<b>135</b>
PF-30 G3/8	<b>145</b>
PF-40 G1/2	<b>155</b>

Model	Price
PH-20 5/16	<b>135</b>
PH-30 G3/8	<b>145</b>
PH-40 G1/2	<b>155</b>

Model	Price
SMV2 2หัว	<b>260</b>
SMV3 3หัว	<b>400</b>

Model	Price
SML2 2หัว	<b>260</b>
SML3 3หัว	<b>390</b>
SML4 4หัว	<b>520</b>
SML5 5หัว	<b>650</b>

Model	Price
YAG-A คอสนั	<b>135</b>

Model	Price
YAG-B คอยาว	<b>135</b>

Model	Price
HG-8	<b>470</b>


Model	Price
DG-10	<b>250</b>

Model	Price
DG-10-5	<b>400</b>

Model	Price
PH-20 5/16	<b>135</b>


# Brass Fitting ข้อต่อ ทองเหลือง

**3325**  
ข้อต่อตรง  
เกลียวนอก-นอก




Model	AxB	price	Model	AxB	price
3325x2	1/8"x1/8"	24	3325x8x2	1/2"x1/8"	64
3325x4	1/4"x1/4"	37	3325x8x4	1/2"x1/4"	64
3325x6	3/8"x3/8"	54	3325x8x6	1/2"x3/8"	64
3325x8	1/2"x1/2"	48	3325x12x4	3/4"x1/4"	129
3325x12	3/4"x3/4"	68	3325x12x6	3/4"x3/8"	135
3325x16	1"x1"	324	3325x12x8	3/4"x1/2"	156
3325x4x2	1/4"x1/8"	40	3325x16x6	1"x3/8"	324
3325x6x2	3/8"x1/8"	48	3325x16x8	1"x1/2"	324
3325x6x4	3/8"x1/4"	54	3325x16x12	1"x3/4"	324

**3300**  
ข้อต่อตรง  
เกลียวใน-ใน




Model	AxB	price	Model	AxB	price
3300x2	1/8"x1/8"	32	3300x8x2	1/2"x1/8"	81
3300x4	1/4"x1/4"	48	3300x8x4	1/2"x1/4"	97
3300x6	3/8"x3/8"	64	3300x8x6	1/2"x3/8"	102
3300x8	1/2"x1/2"	94	3300x12x4	3/4"x1/4"	216
3300x12	3/4"x3/4"	194	3300x12x6	3/4"x3/8"	216
3300x16	1"x1"	324	3300x12x8	3/4"x1/2"	216
3300x4x2	1/4"x1/8"	51	3300x16x6	1"x3/8"	324
3300x6x2	3/8"x1/8"	54	3300x16x8	1"x1/2"	324
3300x6x4	3/8"x1/4"	72			

**3200**  
ข้อต่อตรง  
เกลียวใน-นอก




Model	AxB	price	Model	AxB	price
3200x2x2	1/8"x1/8"	38	3200x8x6	1/2"x3/8"	97
3200x2x4	1/8"x1/4"	54	3200x8x8	1/2"x1/2"	122
3200x2x6	1/8"x3/8"	65	3200x8x12	1/2"x3/4"	219
3200x4x2	1/4"x1/8"	54	3200x8x16	1/2"x1"	343
3200x4x4	1/4"x1/4"	59	3200x12x4	3/4"x1/4"	219
3200x4x6	1/4"x3/8"	65	3200x12x6	3/4"x3/8"	224
3200x4x8	1/4"x1/2"	86	3200x12x8	3/4"x1/2"	230
3200x6x2	3/8"x1/8"	65	3200x12x12	3/4"x3/4"	311
3200x6x4	3/8"x1/4"	70	3200x12x16	3/4"x1"	378
3200x6x6	3/8"x3/8"	76	3200x16x8	1"x1/2"	378
3200x6x8	3/8"x1/2"	110	3200x16x12	1"x3/4"	405
3200x8x2	1/2"x1/8"	86	3200x16x16	1"x1"	432
3200x8x4	1/2"x1/4"	92			

**3152**  
ข้อต่ออุด/ปลั๊กอุด  
เกลียวนอก




Model	male	price	Model	male	price
3152x2	1/8"	27	3152x8	1/2"	67
3152x4	1/4"	35	3152x12	3/4"	102
3152x6	3/8"	48	3152x16	1"	210

**3450**  
ข้อต่องอ  
เกลียวนอก-นอก




Model	AxB	price	Model	AxB	price
3450x2	1/8"x1/8"	70	3450x8	1/2"x1/2"	189
3450x4	1/4"x1/4"	86	3450x12	3/4"x3/4"	Call
3450x6	3/8"x3/8"	132	3450x16	1"x1"	Call

**3220**  
ข้อต่อเหลี่ยม  
เกลียวนอก-ใน



Model	AxB	price	Model	AxB	price
3220x4x2	1/4"x1/8"	27	3220x8x6	1/2"x3/8"	60
3220x6x2	3/8"x1/8"	40	3220x12x6	3/4"x3/8"	97
3220x6x4	3/8"x1/4"	45	3220x12x8	3/4"x1/2"	97
3220x8x2	1/2"x1/8"	60	3220x16x8	1"x1/2"	189
3220x8x4	1/2"x1/4"	60	3220x16x12	1"x3/4"	189

**3400**  
ข้อต่องอ  
เกลียวใน-นอก



Model	AxB	price	Model	AxB	price
3400x2	1/8"x1/8"	81	3400x8	1/2"x1/2"	189
3400x4	1/4"x1/4"	113	3400x12	3/4"x3/4"	Call
3400x6	3/8"x3/8"	126	3400x16	1"x1"	Call



# Brass Fitting ข้อต่อ ทองเหลือง



**139**

สวมสายยาง  
หางปลาไหล-เกลียวนอก

Model	AxB	price	Model	AxB	price
139x2x2	1/8"x1/8"	27	139x6x12	3/8"x3/4"	176
139x2x4	1/8"x1/4"	41	139x8x4	1/2"x1/4"	49
139x3x2	3/16"x1/8"	32	139x8x6	1/2"x3/8"	62
139x3x4	3/16"x1/4"	41	139x8x8	1/2"x1/2"	84
139x4x2	1/4"x1/8"	41	139x8x12	1/2"x3/4"	176
139x4x4	1/4"x1/4"	41	139x8x16	1/2"x1"	324
139x4x6	1/4"x3/8"	57	139x10x6	5/8"x3/8"	76
139x4x8	1/4"x1/2"	84	139x10x8	5/8"x1/2"	92
139x5x2	5/16"x1/8"	41	139x10x12	5/8"x3/4"	178
139x5x4	5/16"x1/4"	41	139x10x16	5/8"x1"	284
139x5x6	5/16"x3/8"	59	139x12x8	3/4"x1/2"	113
139x5x8	5/16"x1/2"	84	139x12x12	3/4"x3/4"	181
139x6x2	3/8"x1/8"	41	139x12x16	3/4"x1"	278
139x6x4	3/8"x1/4"	43	139x16x8	1"x1/2"	284
139x6x6	3/8"x3/8"	62	139x16x16	1"x1"	324
139x6x8	3/8"x1/2"	84			



**3345**

ข้อต่อ 45°  
เกลียวนอก

Model	A	price	Model	A	price
3345x2x2	1/8"x1/8"	Call	3345x8x6	1/2"x3/8"	Call
3345x4x2	1/4"x1/8"	Call	3345x8x8	1/2"x1/2"	Call
3345x4x4	1/4"x1/4"	Call	3345x12x8	3/4"x1/2"	Call
3345x6x2	3/8"x1/8"	Call	3345x12x12	3/4"x3/4"	Call
3345x6x4	3/8"x1/4"	Call	3345x16x8	1"x1/2"	Call
3345x6x6	3/8"x3/8"	Call	3345x16x12	1"x3/4"	Call
3345x8x4	1/2"x1/4"	Call	3345x16x16	1"x1"	Call



**3129**

ข้อต่ออุด/ปลั๊กกลัด  
เกลียวใน

Model	female	price	Model	female	price
3129x2	1/8"	35	3129x8	1/2"	86
3129x4	1/4"	45	3129x12	3/4"	113
3129x6	3/8"	59	3129x16	1"	210



**3500**

ข้อต่อ งอ  
เกลียวใน - ใน

Model	AxB	price	Model	AxB	price
3500x2	1/8"x1/8"	78	3500 x8	1/2"x 1/2"	789
3500x4	1/4"x1/4"	110	3500x12	3/4" x 3/4"	Call
3500x6	3/8" x 3/8"	132	3500x16	1"x1"	Call



**3700**

ข้อต่อ 3 ทาง  
เกลียวใน

Model	female	price	Model	female	price
3700x2	1/8"x1/8"	119	3700x8	1/2"x1/2"	216
3700x4	1/4"x1/4"	122	3700x12	3/4"x3/4"	Call
3700x6	3/8"x3/8"	167	3700x16	1"x1"	Call



**3950**

ข้อต่อ 4 ทาง  
เกลียวใน

Model	female	price	Model	female	price
3950x2	1/8"x1/8"	Call	3950x6	3/8"x3/8"	Call
3950x4	1/4"x1/4"	Call	3950x8	1/2"x1/2"	Call



[www.pneuma-engineering.co.th](http://www.pneuma-engineering.co.th)



[fb.me/pneumaengineering](https://fb.me/pneumaengineering)



094-452-2952



Email : [pneuma.engineer@gmail.com](mailto:pneuma.engineer@gmail.com)



@pneuma

# Brass Fitting ข้อต่อ ทองเหลือง



**68**  
ข้อต่อ-ตรง  
ดาไก่-เกลียวนอก

Model	AxB	price
68x2x2	1/8"x1/8"	41
68x2x4	1/8"x1/4"	54
68x3x2	3/16"x1/8"	43
68x3x4	3/16"x1/4"	57
68x4x2	1/4"x1/8"	51
68x4x4	1/4"x1/4"	62
68x4x6	1/4"x3/8"	89
68x4x8	1/4"x1/2"	103
68x5x2	5/16"x1/8"	68
68x5x4	5/16"x1/4"	70
68x5x6	5/16"x3/8"	89
68x5x8	5/16"x1/2"	113
68x6x2	3/8"x1/8"	76
68x6x4	3/8"x1/4"	76
68x6x6	3/8"x3/8"	97
68x6x8	3/8"x1/2"	113
68x8x4	1/2"x1/4"	105
68x8x6	1/2"x3/8"	113
68x8x8	1/2"x1/2"	119
68x10x6	5/8"x3/8"	200
68x10x8	5/8"x1/2"	167
68x10x12	5/8"x3/4"	351
68x12x8	3/4"x1/2"	284
68x12x12	3/4"x3/4"	350

Model	AxB	price
68-4MM-2	4mmx1/8"	Call
68-4MM-4	4mmx1/4"	Call
68-4MM-6	4mmx3/8"	Call
68-4MM-8	4mmx1/2"	Call
68-6MM-2	6mmx1/8"	Call
68-6MM-4	6mmx1/4"	Call
68-6MM-6	6mmx3/8"	Call
68-6MM-8	6mmx1/2"	Call
68-8MM-2	8mmx1/8"	Call
68-8MM-4	8mmx1/4"	Call
68-8MM-6	8mmx3/8"	Call
68-8MM-8	8mmx1/2"	Call
68-10MM-2	10mmx1/8"	Call
68-10MM-4	10mmx1/4"	Call
68-10MM-6	10mmx3/8"	Call
68-10MM-8	10mmx1/2"	Call
68-12MM-2	12mmx1/8"	Call
68-12MM-4	12mmx1/4"	Call
68-12MM-6	12mmx3/8"	Call
68-12MM-8	12mmx1/2"	Call



**69**  
ข้อต่องอ  
ดาไก่-เกลียวนอก

Model	AxB	price
69x2x2	1/8"x1/8"	81
69x3x2	3/16"x1/8"	81
69x3x4	3/16"x1/4"	113
69x4x2	1/4"x1/8"	81
69x4x4	1/4"x1/4"	113
69x4x6	1/4"x3/8"	119
69x5x2	5/16"x1/8"	113
69x5x4	5/16"x1/4"	122
69x5x6	5/16"x3/8"	122
69x6x2	3/8"x1/8"	119
69x6x4	3/8"x1/4"	122
69x6x6	3/8"x3/8"	119
69x6x8	3/8"x1/2"	186
69x8x4	1/2"x1/4"	162
69x8x6	1/2"x3/8"	173
69x8x8	1/2"x1/2"	200
69x10x6	5/8"x3/8"	224
69x10x8	5/8"x1/2"	224
69x12x8	3/4"x1/2"	578
69x12x12	3/4"x3/4"	Call

Model	AxB	price
69-4MM-2	4mmx1/8"	Call
69-4MM-4	4mmx1/4"	Call
69-4MM-6	4mmx3/8"	Call
69-4MM-8	4mmx1/2"	Call
69-6MM-2	6mmx1/8"	Call
69-6MM-4	6mmx1/4"	Call
69-6MM-6	6mmx3/8"	Call
69-6MM-8	6mmx1/2"	Call
69-8MM-2	8mmx1/8"	Call
69-8MM-4	8mmx1/4"	Call
69-8MM-6	8mmx3/8"	Call
69-8MM-8	8mmx1/2"	Call
69-10MM-2	10mmx1/8"	Call
69-10MM-4	10mmx1/4"	Call
69-10MM-6	10mmx3/8"	Call
69-10MM-8	10mmx1/2"	Call
69-12MM-2	12mmx1/8"	Call
69-12MM-4	12mmx1/4"	Call
69-12MM-6	12mmx3/8"	Call
69-12MM-8	12mmx1/2"	Call



**62**  
ข้อต่อตรง ยูเนียน  
ดาไก่ 2 ข้าง

Model	AxB	price
62x2	1/8"x1/8"	40
62x3	3/16"x3/16"	56
62x4	1/4"x1/4"	59
62x5	5/16"x5/16"	64
62x6	3/8"x3/8"	67
62x8	1/2"x1/2"	151
62x10	5/8"x5/8"	213
62x12	3/4"x3/4"	415
62x16	1"x1"	Call
62x4x3	1/4"x3/16"	75
62x5x4	5/16"x1/4"	91
62x6x4	3/8"x1/4"	108
62x6x5	3/8"x5/16"	113

Model	AxB	price
62-4MM	4mm	Call
62-6MM	6mm	Call
62-8MM	8mm	Call
62-10MM	10mm	Call
62-12MM	12mm	Call



**64**  
ข้อต่อตรง ยูเนียน  
ดาไก่ 3 ข้าง T

Model	AxB	price
64x2	1/8"x1/8"	113
64x3	3/16"x3/16"	130
64x4	1/4"x1/4"	143
64x5	5/16"x5/16"	151
64x6	3/8"x3/8"	170
64x8	1/2"x1/2"	297
64x10	5/8"x5/8"	446
64x12	3/4"x3/4"	594
64x16	1"x1"	Call

Model	AxB	price
64-4MM	4mm	Call
64-6MM	6mm	Call
64-8MM	8mm	Call
64-10MM	10mm	Call
64-12MM	12mm	Call

# Brass Fitting ข้อต่อ ทองเหลือง



**65**  
ข้อต่องอ  
ดาไก่ 2 ข้าง

Model	AxB	price	Model	Metric	price
65x2	1/8"x1/8"	105	65-4MM	4mm	Call
65x3	3/16"x3/16"	126	65-6MM	6mm	Call
65x4	1/4"x1/4"	135	65-8MM	8mm	Call
65x5	5/16"x5/16"	143	65-10MM	10mm	Call
65x6	3/8"x3/8"	162	65-12MM	12mm	Call
65x8	1/2"x1/2"	270			
65x10	5/8"x5/8"	310			
65x12	3/4"x3/4"	Call			
65x16	1"x1"	Call			



**72**  
ข้อต่อ 3 ทาง  
ดาไก่-เกลียวกลาง

Model	AxB	price	Model	AxB	price
72x2x2	1/8"x1/8"	162	72-6MM-4	6mmx1/4"	Call
72x3x2	3/16"x1/8"	162	72-8MM-2	8mmx1/8"	Call
72x4x2	1/4"x1/8"	162	72-8MM-4	8mmx1/4"	Call
72x4x4	1/4"x1/4"	175			
72x5x2	5/16"x1/8"	162			
72x5x4	5/16"x1/4"	175			
72x6x2	3/8"x1/8"	175			
72x6x4	3/8"x1/4"	175			
72x6x6	3/8"x3/8"	230			



**66**  
ข้อต่อตรง  
ดาไก่เกลียวใน

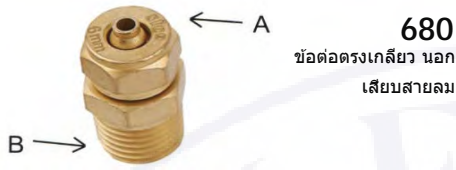
Model	AxB	price	Model	Metric	price
66x4x2	1/4"x1/8"	68	66-4MM-4	4mmx1/4"	Call
66x4x4	1/4"x1/4"	81	66-6MM-2	6mmx1/8"	Call
66x4x6	1/4"x3/8"	Call	66-6MM-4	6mmx1/4"	Call
66x4x8	1/4"x1/2"	Call	66-6MM-6	6mmx3/8"	Call
66x5x2	5/16"x1/8"	Call	66-6MM-8	6mmx1/2"	Call
66x5x4	5/16"x1/4"	81	66-8MM-2	8mmx1/8"	Call
66x5x6	5/16"x3/8"	Call	66-8MM-4	8mmx1/4"	Call
66x5x8	5/16"x1/2"	Call	66-8MM-6	8mmx3/8"	Call
66x6x4	3/8"x1/4"	86	66-8MM-8	8mmx1/2"	Call
66x6x6	3/8"x3/8"	124	66-10MM-4	10mmx1/8"	Call
66x6x8	3/8"x1/2"	162	66-10MM-6	10mmx3/8"	Call
66x8x4	1/2"x1/4"	Call	66-10MM-8	10mmx1/2"	Call
66x8x6	1/2"x3/8"	Call	66-12MM-8	12mmx1/2"	Call
66x8x8	1/2"x1/2"	186			



**6945**  
ข้อต่อ 45°  
ดาไก่เกลียวนอก


Model	AxB	price	Model	AxB	price
6945x4x2	1/4" x 1/8"	Call	6945x6x6	3/8" x 3/8"	Call
6945x6x2	3/8" x 1/8"	Call	6945x8x6	1/2" x 3/8"	Call
6945x4x4	1/4" x 1/4"	Call	6945x8 8	1/2" x 1/2"	Call
6945x6x4	3/8" x 1/4"	Call	6945x10x8	5/8" x 1/2"	Call
6945x8x4	3/8" x 1/8"	Call	6945x12x12	3/4" x 3/4"	Call
6945x4x6	1/4" x 3/8"	Call			

# Brass Fitting ข้อต่อทองเหลือง



**680**  
ข้อต่อตรงเกลียว นอก  
เสียบสายลม

Model	AxB	price	Model	AxB	price
680-4MM-2	4mm x 1/8"	Call	680-8MM-8	8mm x 1/2"	Call
680-4MM-4	4mm x 1/4"	Call	680-10MM-2	10mm x 1/8"	94
680-6MM-2	6mm x 1/8"	Call	680-10MM-4	10mm x 1/4"	108
680-6MM-4	6mm x 1/4"	108	680-10MM-6	10mm x 3/8"	135
680-6MM-6	6mm x 3/8"	102	680-10MM-8	10mm x 1/2"	Call
680-8MM-2	8mm x 1/8"	72	680-12MM-4	12mm x 1/4"	162
680-8MM-4	8mm x 1/4"	86	680-12MM-6	12mm x 3/8"	Call
680-8MM-6	8mm x 3/8"	Call	680-12MM-8	12mm x 1/2"	216



**690**  
ข้อต่องอเกลียว นอก  
เสียบสายลม

Model	AxB	price	Model	AxB	price
690-4MM-2	4mm x 1/8"	Call	690-10MM-2	10mm x 1/8"	137
690-6MM-2	6mm x 1/8"	94	690-10MM-4	10mm x 1/4"	143
690-6MM-4	6mm x 1/4"	129	690-10MM-6	10mm x 3/8"	162
690-6MM-6	6mm x 3/8"	56	690-10MM-8	10mm x 1/2"	213
690-8MM-2	8mm x 1/8"	129	690-12MM-4	12mm x 1/4"	Call
690-8MM-4	8mm x 1/4"	140	690-12MM-6	12mm x 3/8"	200
690-8MM-6	8mm x 3/8"	Call	690-12MM-8	12mm x 1/2"	230
690-8MM-8	8mm x 1/2"	Call	690-25MM-4	25mm x 1/4"	Call



**620**  
ข้อต่อตรง  
เสียบสายลม

Model	A	price	Model	Metric	price
620-4mm	4 mm	Call	620-10mm	10mm	Call
620-6mm	6mm	Call	620-12mm	12mm	Call
620-8mm	8 mm	Call			



**640**  
ข้อต่อ 3 ทาง  
เสียบสายลม

Model	A	price	Model	A	price
640-4mm	4mm	Call	640-10mm	10mm	Call
640-6mm	6mm	Call	640-12mm	12mm	Call
640-8mm	8mm	Call			



**3650**  
ข้อต่อ 3 ทาง  
เกลียวนอก

Model	AxB	price	Model	AxB	price
3650x2	1/8"x1/8"	135	3650x8	1/2"x1/2"	230
3650x4	1/4"x1/4"	162	3650x12	3/4"x3/4"	Call
3650x6	3/8"x3/8"	207	3650x16	1"x1"	Call



**42**  
ข้อต่อตรง  
ยูเนียนแฟลย์

Model	A	price	Model	A	price
42x4	1/4"	35	42x8	1/2"	110
42x5	5/16"	40	42x10	5/8"	143
42x6	3/8"	72			



**BD**  
ข้อต่ออุด/ปลั๊กอุด  
หัวลม

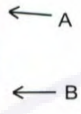
Model	A	price	Model	A	price
BD-01	1/8	27	BD-03	3/8	40
BD-02	1/4	35	BD-04	1/2	70



**44**  
ข้อต่อ 3 ทาง  
ยูเนียนแฟลย์

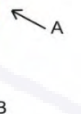
Model	A	price	Model	A	price
44x5	5/16"	162	44x8	1/2"	318
44x6	3/8"	162			

# Brass Fitting ข้อต่อทองเหลือง



**48**  
ข้อต่อตรง  
เกลียวนอกแฟลย์-นอก

Model	AxB	price	Model	AxB	price
48x3x2	3/16"x1/8"	27	48x6x6	3/8"x3/8"	86
48x3x4	3/16"x1/4"	27	48x6x8	3/8"x1/2"	135
48x4x2	1/4"x1/8"	32	48x8x4	1/2"x1/4"	108
48x4x4	1/4"x1/4"	49	48x8x6	1/2"x3/8"	108
48x4x6	1/4"x3/8"	70	48x8x8	1/2"x1/2"	162
48x4x8	1/4"x1/2"	119	48x10x6	5/8"x3/8"	151
48x5x2	5/16"x1/8"	38	48x10x8	5/8"x1/2"	275
48x5x4	5/16"x1/4"	49	48x10x12	5/8"x3/4"	259
48x5x6	5/16"x3/8"	81	48x12x8	3/4"x1/2"	308
48x5x8	5/16"x1/2"	124	48x12x12	3/4"x3/4"	427
48x6x2	3/8"x1/8"	65	48x16x12	1"x3/4"	Call
48x6x4	3/8"x1/4"	70	48x16x16	1"x1"	Call



**49**  
ข้อต่องอ  
เกลียวนอกแฟลย์-นอก

Model	AxB	price	Model	AxB	price
49x3x2	3/16"x1/8"	81	49x6x6	3/8"x3/8"	121
49x4x2	1/4"x1/8"	81	49x6x8	3/8"x1/2"	172
49x4x4	1/4"x1/4"	113	49x8x4	1/2"x1/4"	162
49x4x6	1/4"x3/8"	121	49x8x6	1/2"x3/8"	159
49x5x2	5/16"x1/8"	91	49x8x8	1/2"x1/2"	172
49x5x4	5/16"x1/4"	113	49x10x6	5/8"x3/8"	229
49x5x6	5/16"x3/8"	121	49x10x8	5/8"x1/2"	191
49x6x4	3/8"x1/4"	113	49x12x8	3/4"x1/2"	324



**73**  
ข้อต่อ 3 ทาง  
แฟลย์ 2 -นอก 1

Model	AxB	price	Model	AxB	price
73x4x2	1/4"x1/8"	Call	73x6x6	3/8"x3/8"	Call
73x6x2	3/8"x1/8"	Call	73x8x6	1/2"x3/8"	Call
73x4x4	1/4"x1/4"	Call	73x8x8	1/2"x1/2"	Call
73x6x4	3/8"x1/4"	Call	73x10x8	5/8"x1/2"	Call
73x8x4	3/8"x1/8"	Call	73x12x12	3/4"x3/4"	Call
73x4x6	1/4"x3/8"	Call			



**41**  
ฝาแฟลย์ร้อยรูแป๊ป

Model	A	price	Model	A	price
41x3	3/16"	24	41x6	3/8"	43
41x4	1/4"	27	41x8	1/2"	64
41x5	5/16"	40	41x10	5/8"	102



**61**  
ฝาครอบตาไก่


Model	AxB	price	Model	AxB	price
61x2	1/8"	10	61x12	3/4"	Call
61x3	3/16"	16	61x16	1"	345
61x4	1/4"	21			
61x5	5/16"	27			
61x6	3/8"	32			
61x8	1/2"	43			
61x10	5/8"	64			



**61P**  
เสียบท่อทองเหลือง

Model	AxB	price	Model	AxB	price
61Px2	1/8"	Call	61P-2.5MM	2.5*4/PU,PE,NL	Call
61Px3	3/16"	8	61P-4MM	4*6/PU,PE,NL	8
61Px4	1/4"	8	61P-5MM	5*8/PU	8
61Px5	5/16"	10	61P-6MM	6*8/PU,NL	10
61Px6	3/8"	16	61P-6.5MM	6.5*10/PU	Call
61Px8	1/2"	27	61P-7.5MM	7.5*10/PU,NL	Call
			61P-8MM	8*12/PU	16
			61P-9MM	9*12/PU	27

# Brass Fitting ข้อต่อทองเหลือง



**146**  
ข้อต่อสวมสายยาง  
หางปลาไหล-เกลียวนอก

Model	AxB	price	Model	AxB	price
146x4x4	1/4"x1/4"	121	146x6x4	3/8"x1/4"	148
146x4x6	1/4"x3/8"	135	146x6x6	3/8"x3/8"	162
146x5x4	5/16"x1/4"	148	146x8x4	1/2"x1/4"	175



**155**  
ข้อต่อสวมสายยาง  
หางปลาไหล 3 ด้าน T

Model	AxB	price	Model	AxB	price
155x3	3/16"x3/16"	64	155x6	3/8"x3/8"	94
155x4	1/4"x1/4"	81	155x8	1/2"x1/2"	145
155x5	5/16"x5/16"	89	49x8x4	1/2"x1/4"	Call



**153**  
ข้อต่อสวมสายยาง  
หางปลาไหล 3 ด้าน Y

Model	A	price	Model	A	price
153x3	3/16"x3/16"	Call	153x6	3/8"x3/8"	Call
153x4	1/4"x1/4"	Call	153x8	1/2"x1/2"	Call
153x5	5/16"x5/16"	Call			



**156**  
ข้อต่อสวมสายยาง  
หางปลาไหล 4 ด้าน

Model	A	price	Model	A	price
156x4	1/4"x1/4"	Call	156x6	3/8"x3/8"	Call
156x5	5/16"x5/16"	Call	156x8	1/2"x1/2"	Call




**138**  
สวมสายยาง  
หางปลาไหล 2 ด้าน

Model	AxB	price	Model	AxB	price
138x2	1/8"x1/8"	16	138x8	1/2"x1/2"	59
138x3	3/16"x3/16"	21	138x10	5/8"x5/8"	81
138x4	1/4"x1/4"	24	138x12	3/4"x3/4"	105
138x5	5/16"x5/16"	29	138x16	1"x1"	218
138x6	3/8"x3/8"	35			



**60**  
ด้ายทองเหลือง


Model	AxB	price	Model	AxB	price
60x2	1/8"	8	60x12	3/4"	35
60x3	3/16"	8	60x16	1"	97
60x4	1/4"	10	60x3mm	3mm	8
60x5	5/16"	10	60x4mm	4mm	8
60x6	3/8"	13	60x6mm	6mm	10
60x8	1/2"	21	60x10mm	10mm	17
60x10	5/8"	24	60x12mm	12mm	21



**144**  
สวมสายยาง  
หางปลาไหล เกลียวใน

Model	AxB	price	Model	AxB	price
144x4x4	1/4"x1/4"	81	144x6x6	3/8"x3/8"	148
144x5x4	5/16"x1/4"	91	144x4x8	1/4"x1/2"	162
144x6x4	3/8"x1/4"	102	144x5x8	5/16"x1/2"	175
144x4x6	1/4"x3/8"	126	144x6x8	3/8"x1/2"	180
144x5x6	5/16"x3/8"	135	144x8x8	1/2"x1/2"	190

# Air Source Treatment



Model	Port	Price
AC200A-01	1/8"	<b>2,100</b>
AC200A-02	1/4"	<b>2,100</b>
AC300A-03	3/8"	<b>1,400</b>
AC300A-04	1/2"	<b>2,500</b>
AC400A-03	3/8"	<b>3,300</b>
AC400A-04	1/2"	<b>3,300</b>
AC500A-06	3/4"	<b>5,000</b>
AC500A-10	1"	<b>5,000</b>



Model	Port	Price
AC201A-01	1/8"	<b>1,900</b>
AC201A-02	1/4"	<b>1,900</b>
AC301A-03	3/8"	<b>2,500</b>
AC301A-04	1/2"	<b>2,200</b>
AC401A-03	3/8"	<b>2,900</b>
AC401A-04	1/2"	<b>2,900</b>
AC501A-06	3/4"	<b>4,200</b>
AC501A-10	1"	<b>4,200</b>



Model	Port	Price
AW200A-01	1/8"	<b>800</b>
AW200A-02	1/4"	<b>900</b>
AW300A-03	3/8"	<b>900</b>
AW300A-04	1/2"	<b>1,000</b>
AW400A-03	3/8"	<b>1,200</b>
AW400A-04	1/2"	<b>3,000</b>
AW500A-06	3/4"	<b>3,000</b>
AW500A-10	1"	<b>3,000</b>



Model	Port	Price
AF200A-01	1/8"	<b>800</b>
AF200A-02	1/4"	<b>900</b>
AF300A-03	3/8"	<b>900</b>
AF300A-04	1/2"	<b>1,000</b>
AF400A-03	3/8"	<b>1,200</b>
AF400A-04	1/2"	<b>3,000</b>
AF500A-06	3/4"	<b>3,000</b>
AF500A-10	1"	<b>3,000</b>



Model	Port	Price
AR200A-01	1/8"	<b>800</b>
AR200A-02	1/4"	<b>900</b>
AR300A-03	3/8"	<b>900</b>
AR300A-04	1/2"	<b>1,000</b>
AR400A-03	3/8"	<b>1,200</b>
AR400A-04	1/2"	<b>3,000</b>
AR500A-06	3/4"	<b>3,000</b>
AR500A-10	1"	<b>3,000</b>



Model	Port	Price
AL200A-01	1/8"	<b>800</b>
AL200A-02	1/4"	<b>900</b>
AC300A-03	3/8"	<b>900</b>
AC300A-04	1/2"	<b>1,000</b>
AC400A-03	3/8"	<b>1,200</b>
AC400A-04	1/2"	<b>3,000</b>
AC500A-06	3/4"	<b>3,000</b>
AC500A-10	1"	<b>3,000</b>

# Air Source Treatment



Model	Port	Price
AC2000-01	1/8"	<b>2,100</b>
AC2000-02	1/4"	<b>2,100</b>
AC3000-03	3/8"	<b>1,400</b>
AC3000-04	1/2"	<b>2,500</b>
AC4000-03	3/8"	<b>3,300</b>
AC4000-04	1/2"	<b>3,300</b>
AC5000-06	3/4"	<b>5,000</b>
AC5000-10	1"	<b>5,000</b>



Model	Port	Price
AC2010-01	1/8"	<b>1,900</b>
AC2010-02	1/4"	<b>1,900</b>
AC3010-03	3/8"	<b>2,500</b>
AC3010-04	1/2"	<b>2,200</b>
AC4010-03	3/8"	<b>2,900</b>
AC4010-04	1/2"	<b>2,900</b>
AC5010-06	3/4"	<b>4,200</b>
AC5010-10	1"	<b>4,200</b>



Model	Port	Price
AW2000-01	1/8"	<b>800</b>
AW2000-02	1/4"	<b>900</b>
AW3000-03	3/8"	<b>900</b>
AW3000-04	1/2"	<b>1,000</b>
AW4000-03	3/8"	<b>1,200</b>
AW4000-04	1/2"	<b>3,000</b>
AW5000-06	3/4"	<b>3,000</b>
AW5000-10	1"	<b>3,000</b>



Model	Port	Price
AF2000-01	1/8"	<b>800</b>
AF2000-02	1/4"	<b>900</b>
AF3000-03	3/8"	<b>900</b>
AF3000-04	1/2"	<b>1,000</b>
AF4000-03	3/8"	<b>1,200</b>
AF4000-04	1/2"	<b>3,000</b>
AF5000-06	3/4"	<b>3,000</b>
AF5000-10	1"	<b>3,000</b>



Model	Port	Price
AR2000-01	1/8"	<b>800</b>
AR2000-02	1/4"	<b>900</b>
AR3000-03	3/8"	<b>900</b>
AR3000-04	1/2"	<b>1,000</b>
AR4000-03	3/8"	<b>1,200</b>
AR4000-04	1/2"	<b>3,000</b>
AR5000-06	3/4"	<b>3,000</b>
AR5000-10	1"	<b>3,000</b>



Model	Port	Price
AL2000-01	1/8"	<b>800</b>
AL2000-02	1/4"	<b>900</b>
AC3000-03	3/8"	<b>900</b>
AC3000-04	1/2"	<b>1,000</b>
AC4000-03	3/8"	<b>1,200</b>
AC4000-04	1/2"	<b>3,000</b>
AC5000-06	3/4"	<b>3,000</b>
AC5000-10	1"	<b>3,000</b>




# Accessory FRL



Model	USE	Price
AC20L	AC2000	120
AC30L	AC3000	170
AC40L	AC4000	220
AC50L	AC5000	340



Model	USE	Price
AC20T	AC2000	130
AC20T	AC3000	180
AC20T	AC4000	230
AC20T	AC5000	360



Model	USE	Price
AF201	AR/AL2000	75
AF201	AR/AL3000	130
AF201	AR/AL4000	180
AF201	AR/AL5000	230




Model	USE	Price
AR201	AR/AW2000	60
AR301	AR/AW3000	75
AR401	AR/AW 4000-5000	90



Model	USE	Price
GS40	1/8"	200
GS50	1/4"	250



Model	USE	Price
GF40	1/8"	200
GF50	1/4"	250
GF60	1/4"	300



Model	Port	Price
GH40	1/8"	Call
GH50	1/4"	Call



ไดอะแฟรมของตัว AR

Model	Port	Price
DR2000	2000 Series	150
DR3000	3000 Series	180
DR4000	4000 Series	210
DR5000	5000 Series	250



ไส้กรอง แบบทองเหลือง

Model	USE	Price
FB2000	2000 Series	220
FB3000	3000 Series	250
FB4000	4000 Series	300
FB5000	5000 Series	350



ไส้กรอง แบบ ไฟเบอร์

Model	USE	Price
FF2000	2000 Series	220
FF3000	3000 Series	250
FF4000	4000 Series	300
FF5000	5000 Series	350



ถ้วยแก้ว ของตัวกรองลม

Model	USE	Price
CF2000	2000 Series	200
CF3000	3000 Series	230
CF4000	4000 Series	300
CF5000	5000 Series	300



ถ้วยแก้ว ของตัวจ่ายน้ำมัน

Model	USE	Price
CL2000	2000 Series	180
CL3000	3000 Series	210
CL4000	4000 Series	270
CL5000	5000 Series	270

[www.pneuma-engineering.co.th](http://www.pneuma-engineering.co.th)

[fb.me/pneumaengineering](https://fb.me/pneumaengineering)

094-452-2952

Email : [pneuma.engineer@gmail.com](mailto:pneuma.engineer@gmail.com)

@pneuma

# FRL big port 1 1/2" - 2"



filter + regulator + lubricator

Model	Port	Price
AC900-15	1 1/2"	<b>18,000</b>
AC900-20	2"	<b>18,000</b>

(filter + regulator) lubricator

Model	Port	Price
AC901-15	1 1/2"	<b>13,000</b>
AC901-20	2"	<b>13,000</b>

filter + regulator

Model	Port	Price
AFR900-15	1 1/2"	<b>8,400</b>
AFR900-20	2"	<b>8,400</b>

regulator

Model	Port	Price
AR900-15	1 1/2"	<b>5,400</b>
AR900-20	2"	<b>5,400</b>

filter

Model	Port	Price
AF900-15	1 1/2"	<b>4,800</b>
AF900-20	2"	<b>4,800</b>

lubricator

Model	Port	Price
AL900-15	1 1/2"	<b>4,800</b>
AL900-20	2"	<b>4,800</b>

# FRL High Pressure



Operate 0.05-3 Mpa

Model	Port	Price
QTYH-08	1/4"	<b>3,250</b>
QTYH-10	3/8"	<b>3,250</b>
QTYH-15	1/2"	<b>3,250</b>
QTYH-20	3/4"	<b>7,800</b>
QTYH-25	1"	<b>7,800</b>



Operate 0.05-3 Mpa

Model	Port	Price
QSLH-08	1/4"	<b>2,950</b>
QSLH-10	3/8"	<b>2,950</b>
QSLH-15	1/2"	<b>2,950</b>
QSLH-20	3/4"	<b>7,100</b>
QSLH-25	1"	<b>7,100</b>



Operate 0.05-3 Mpa

Model	Port	Price
QFRH-08	1/4"	<b>5,000</b>
QFRH-10	3/8"	<b>5,000</b>
QFRH-15	1/2"	<b>6,000</b>
QFRH-20	3/4"	<b>6,000</b>
QFRH-254	1"	<b>14,000</b>



Water Drainer 0.1-1Mpa

Model	Port	Price
AD400-15	1/2"	<b>1,600</b>



Precision relief valve


Model	Port	Price
IR1000-02	1/4"	<b>Call</b>
IR1010-02	1/4"	<b>Call</b>
IR1020-02	1/4"	<b>Call</b>
IR2000-02	1/4"	<b>5,900</b>
IR2010-02	1/4"	<b>Call</b>
IR2020-02	1/4"	<b>Call</b>
IR3000-02	1/4"	<b>6,850</b>



Water Drainer 0.1-1.6Mpa

Model	Port	Price
RD500-16	1/2"	<b>2,800</b>

# Mechanical Valve




One-way throttle valve

Model	Port	Price
RE-01	1/8"	<b>270</b>
RE-02	1/4"	<b>290</b>
RE-03	3/8"	<b>450</b>
RE-04	1/2"	<b>600</b>



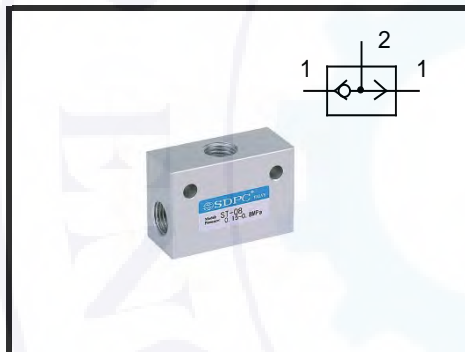
One-way throttle valve

Model	Port	Price
KLA-06	1/8"	<b>360</b>
KLA-08	1/4"	<b>400</b>
KLA-10	3/8"	<b>450</b>
KLA-15	1/2"	<b>520</b>
KLA-20	3/4"	<b>550</b>
KLA-25	1"	<b>600</b>



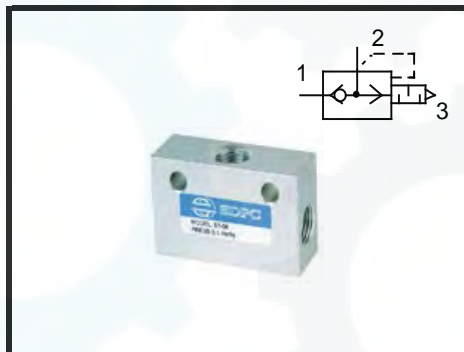
KA series check valve

Model	Port	Price
KA-06	1/8"	<b>440</b>
KA-08	1/4"	<b>450</b>
KA-10	3/8"	<b>740</b>
KA-15	1/2"	<b>820</b>
KA-20	3/4"	<b>1,350</b>
KA-25	1"	<b>1,680</b>




Shuttle Valve

Model	Port	Price
ST-06	1/8"	<b>600</b>
ST-08	1/4"	<b>800</b>
ST-10	3/8"	<b>2,200</b>
ST-15	1/2"	<b>2,400</b>
ST-20	3/4"	<b>Call</b>
ST-25	1"	<b>Call</b>



Quick exhaust valve


Model	Port	Price
KKP-06	1/8"	<b>600</b>
KKP-08	1/4"	<b>800</b>
KKP-10	3/8"	<b>2,200</b>
KKP-15	1/2"	<b>2,400</b>
KKP-20	3/4"	<b>3,700</b>
KKP-25	1"	<b>4,200</b>



Quick exhaust valve

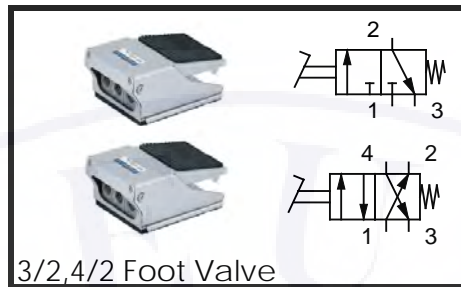
Model	Port	Price
RE-06	1/8"	<b>Call</b>
RE-08	1/4"	<b>560</b>
RE-10	3/8"	<b>560</b>
RE-15	1/2"	<b>700</b>
RE-20	3/4"	<b>800</b>
RE-25	1"	<b>Call</b>

# Mechanical Valve




5/2 Foot Valve

Model	Port	Price
4F210-08	1/4"	<b>1,160</b>
4F210-08L	1/4"	<b>1,300</b>
4F210-08G	1/4"	<b>2,630</b>
4F210-08LG	1/4"	<b>2,730</b>




3/2,4/2 Foot Valve

Model	Port	Price
FV230 3/2	1/4"	<b>1,100</b>
FV240 4/2	1/4"	<b>1,100</b>




5/2 Hand Valve

Model	Port	Price
4H110-06	1/8"	<b>Call</b>
4H110-05	1/4"	<b>950</b>
4H110-10	3/8"	<b>1,300</b>
4H110-15	1/2"	<b>1,900</b>



Hand Pull Valve 3/2

Model	Port	Price
3L110-06	1/8"	<b>1,200</b>
3L210-08	1/4"	<b>1,100</b>
3L310-10	3/8"	<b>1,450</b>
3L410-15	1/2"	<b>Call</b>




Hand Pull Valve 5/2

Model	Port	Price
4L110-06	1/8"	<b>950</b>
4L210-08	1/4"	<b>1,300</b>
4L310-10	3/8"	<b>1,450</b>
4L410-15	1/2"	<b>Call</b>



Hand Slide 3/2 เกสึยว นอก - ใน

Model	Port	Price
HSV-06	1/8"	<b>320</b>
HSV-08	1/4"	<b>320</b>
HSV-10	3/8"	<b>450</b>
HSV-15	1/2"	<b>600</b>



Hand Valve 4/3

Model	Port	Price
HV-02	1/4"	<b>950</b>
HV-03	3/8"	<b>950</b>
HV-04	1/2"	<b>950</b>



Vibrator

Model	Port	Price
NK-08	1/4"	<b>3,200</b>
NK-10	3/8"	<b>4,500</b>

[www.pneuma-engineering.co.th](http://www.pneuma-engineering.co.th)


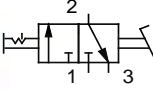
[fb.me/pneumaengineering](https://fb.me/pneumaengineering)

094-452-2952

Email : [pneuma.engineer@gmail.com](mailto:pneuma.engineer@gmail.com)


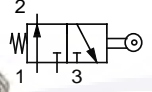
@pneuma

# Mechanical Valve


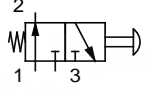
Mechanical valve 3/2

Model	Port	Price
MOV-01	1/8"	420


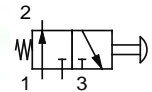
Mechanical valve 3/2

Model	Port	Price
MOV-02	1/8"	420


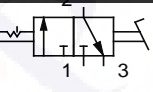
Mechanical valve 3/2

Model	Port	Price
MOV-03	1/8"	525


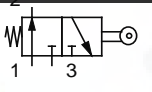
Mechanical valve 3/2

Model	Port	Price
MOV-04	1/8"	525


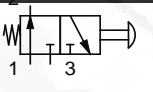
Mechanical valve 3/2

Model	Port	Price
JM-01	1/4"	680


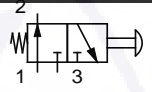
Mechanical valve 3/2

Model	Port	Price
JM-02	1/4"	680


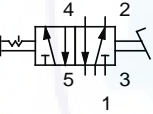
Mechanical valve 3/2

Model	Port	Price
JM-03	1/4"	680


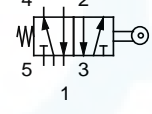
Mechanical valve 3/2

Model	Port	Price
JM-04	1/4"	680


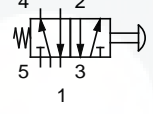
Mechanical valve 5/2

Model	Port	Price
JMJ-01	1/4"	1,000


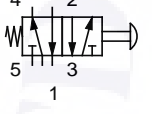
Mechanical valve 5/2

Model	Port	Price
JMJ-02	1/4"	1,000

Mechanical valve 5/2


Model	Port	Price
JMJ-03	1/4"	1,120

Mechanical valve 5/2

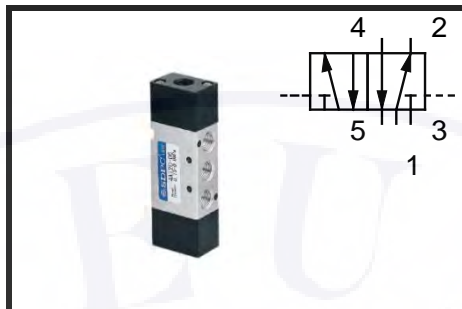
Model	Port	Price
JMJ-04	1/4"	1,120

# Pilot valve pneumatic




4A Single pilot Valve 5/2

Model	Port	Price
4A110-M5	M5	<b>920</b>
4A110-06	1/8"	<b>920</b>
4A210-06	1/8"	<b>920</b>
4A210-08	1/4"	<b>920</b>
4A310-08	1/4"	<b>1,200</b>
4A310-10	3/8"	<b>1,200</b>
4A410-10	3/8"	<b>2,080</b>
4A410-15	1/2"	<b>2,080</b>



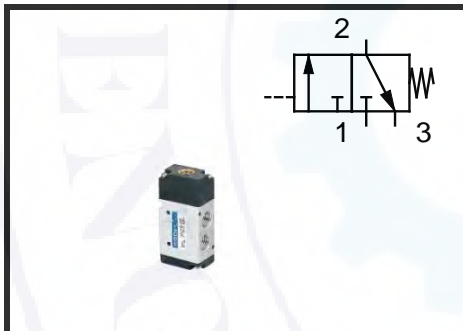
4A Double pilot Valve 5/2

Model	Port	Price
4A120-M5	M5	<b>1,150</b>
4A120-06	1/8"	<b>1,150</b>
4A220-06	1/8"	<b>1,150</b>
4A220-08	1/4"	<b>1,150</b>
4A320-08	1/4"	<b>1,430</b>
4A320-10	3/8"	<b>1,430</b>
4A420-10	3/8"	<b>2,550</b>
4A420-15	1/2"	<b>2,550</b>



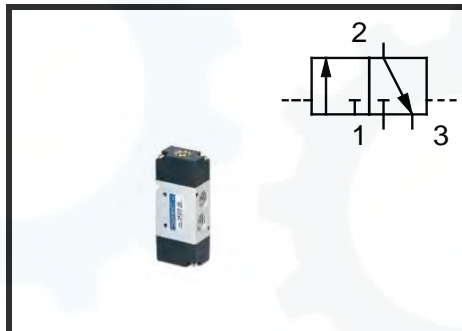
4A Double pilot Valve 5/3

Model	Port	Price
4A130-M5	M5	<b>1,400</b>
4A130-06	1/8"	<b>1,400</b>
4A230-06	1/8"	<b>1,800</b>
4A230-08	1/8"	<b>1,800</b>
4A330-08	1/4"	<b>2,300</b>
4A330-10	3/8"	<b>2,300</b>
4A430-10	3/8"	<b>2,300</b>
4A430-15	1/2"	<b>2,650</b>



3A Single pilot Valve 5/2

Model	Port	Price
3A110-M5	M5	<b>950</b>
3A110-06	1/8"	<b>950</b>
3A210-06	1/8"	<b>990</b>
3A210-08	1/4"	<b>990</b>
3A310-08	1/4"	<b>1,280</b>
3A310-10	3/8"	<b>1,280</b>
3A410-10	3/8"	<b>2,080</b>
3A410-15	1/2"	<b>2,080</b>



3A Double pilot Valve 5/2

Model	Port	Price
3A120-M5	M5	<b>1,150</b>
3A120-06	1/8"	<b>1,150</b>
3A220-06	1/8"	<b>1,150</b>
3A220-08	1/4"	<b>1,150</b>
3A320-08	1/4"	<b>1,430</b>
3A320-10	3/8"	<b>1,430</b>
3A420-10	3/8"	<b>2,550</b>
3A420-15	1/2"	<b>2,550</b>



[www.pneuma-engineering.co.th](http://www.pneuma-engineering.co.th)



[fb.me/pneumaengineering](https://fb.me/pneumaengineering)



094-452-2952

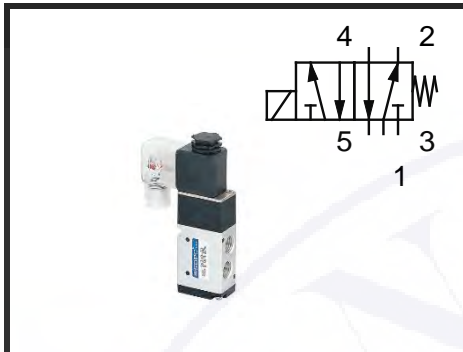


Email : [pneuma.engineer@gmail.com](mailto:pneuma.engineer@gmail.com)




@pneuma

# 4V 3V Solenoid Valve




5/2 Valve Single Coil

Model	Port	Price
4V110-M5	M5	<b>1,000</b>
4V110-06	1/8"	<b>1,170</b>
4V210-06	1/8"	<b>1,170</b>
4V210-08	1/4"	<b>1,170</b>
4V310-08	1/4"	<b>1,600</b>
4V310-10	3/8"	<b>1,600</b>
4V410-10	3/8"	<b>2,680</b>
4V410-15	1/2"	<b>2,680</b>



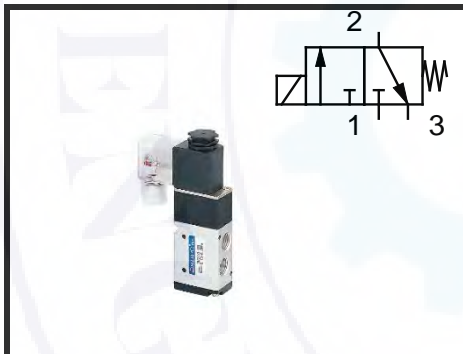
5/2 Valve Double Coil

Model	Port	Price
4V120-M5	M5	<b>1,550</b>
4V120-06	1/8"	<b>1,950</b>
4V220-06	1/8"	<b>1,950</b>
4V220-08	1/4"	<b>1,950</b>
4V320-08	1/4"	<b>2,780</b>
4V320-10	3/8"	<b>2,780</b>
4V420-10	3/8"	<b>3,750</b>
4V420-15	1/2"	<b>3,750</b>



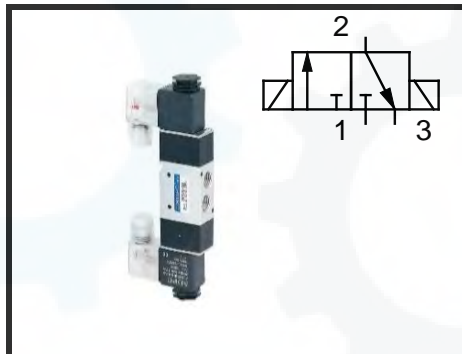
5/3 Valve Double Coil

Model	Port	Price
4V130-M5	M5	<b>2,790</b>
4V130-06	1/8"	<b>2,790</b>
4V230-06	1/8"	<b>2,790</b>
4V230-08	1/4"	<b>2,790</b>
4V330-08	1/4"	<b>3,650</b>
4V330-10	3/8"	<b>3,650</b>
4V430-10	3/8"	<b>4,550</b>
4V430-15	1/2"	<b>4,550</b>




3/2 Valve Single Coil

Model	Port	Price
3V110-M5	M5	<b>950</b>
3V110-06	1/8"	<b>950</b>
3V210-06	1/8"	<b>990</b>
3V210-08	1/4"	<b>990</b>
3V310-08	1/4"	<b>1,280</b>
3V310-10	3/8"	<b>1,280</b>
3V410-10	3/8"	<b>2,080</b>
3V410-15	1/2"	<b>2,080</b>



3/2 Valve Double Coil

Model	Port	Price
3V120-M5	M5	<b>1,150</b>
3V120-06	1/8"	<b>1,150</b>
3V220-06	1/8"	<b>1,150</b>
3V220-08	1/4"	<b>1,150</b>
3V320-08	1/4"	<b>1,430</b>
3V320-10	3/8"	<b>1,430</b>
3V420-10	3/8"	<b>2,550</b>
3V420-15	1/2"	<b>2,550</b>



4M NAMUR

Model	Port	Price
4M310-08	1/4"	<b>1,450</b>
4M310-10	3/8"	<b>1,886</b>
4M320-08	1/8"	<b>2,392</b>
4M320-10	3/8"	<b>2,392</b>



# Manifold 4V Valve



4V 100 Series

Model	Position	Price
100M2F	2	<b>390</b>
100M3F	3	<b>550</b>
100M4F	4	<b>710</b>
100M5F	5	<b>870</b>
100M6F	6	<b>1,030</b>
100M7F	7	<b>1,190</b>
100M8F	8	<b>1,350</b>
100M9F	9	<b>1,510</b>
100M10F	10	<b>1,670</b>



4V 200 Series

Model	Position	Price
200M2F	2	<b>390</b>
200M3F	3	<b>550</b>
200M4F	4	<b>710</b>
200M5F	5	<b>870</b>
200M6F	6	<b>1,030</b>
200M7F	7	<b>1,190</b>
200M8F	8	<b>1,350</b>
200M9F	9	<b>1,510</b>
200M10F	10	<b>1,670</b>



4V 300 Series

Model	Position	Price
300M2F	2	<b>460</b>
300M3F	3	<b>650</b>
300M4F	4	<b>840</b>
300M5F	5	<b>1,030</b>
300M6F	6	<b>1,220</b>
300M7F	7	<b>1,410</b>
300M8F	8	<b>1,600</b>
300M9F	9	<b>1,790</b>
300M10F	10	<b>1,990</b>



4V 400 Series

Model	Position	Price
400M2F	2	<b>1,160</b>
400M3F	3	<b>1,620</b>
400M4F	4	<b>2,080</b>
400M5F	5	<b>2,540</b>
400M6F	6	<b>3,000</b>
400M7F	7	<b>3,460</b>
400M8F	8	<b>3,920</b>
400M9F	9	<b>4,380</b>
400M10F	10	<b>4,870</b>



แผ่นโลหะปิด Manifold

Model	Position	Price
100M	1	<b>300</b>
200M	1	<b>320</b>
300M	1	<b>340</b>
400M	1	<b>360</b>



แผ่นยางปิด Manifold

Model	Position	Price
100MR	1	<b>50</b>
200MR	1	<b>75</b>
300MR	1	<b>100</b>
400MR	1	<b>125</b>

[www.pneuma-engineering.co.th](http://www.pneuma-engineering.co.th)


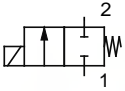
[fb.me/pneumaengineering](https://fb.me/pneumaengineering)

094-452-2952

Email : [pneuma.engineer@gmail.com](mailto:pneuma.engineer@gmail.com)


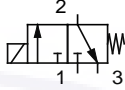
@pneuma

# Solenoid Valve


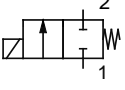
2/2 Solenoid Valve

Model	Port	Price
2V025-06	1/8"	<b>860</b>
2V025-08	1/4"	<b>860</b>


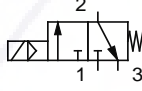
3/2 Solenoid Valve

Model	Port	Price
3V1	1/8"	<b>950</b>


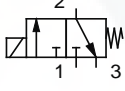
2/2 Solenoid Valve

Model	Port	Price
2P025-06	1/8"	<b>900</b>
2P025-08	1/4"	<b>900</b>


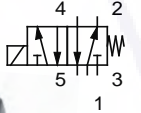
3/2 High-pressure 0.2 - 2.0 Mpa

Model	Port	Price
SD23JD-08	1/4"	<b>2,750</b>
SD23JD-15	1/2"	<b>3,920</b>


3/2 Solenoid Valve

Model	Port	Price
DL100	1/8"	<b>Call</b>
DL200	1/8"	<b>Call</b>


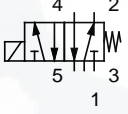
Single coil Solenoid Valve 5/2

Model	Port	Price
Namur551	1/4"	<b>call</b>




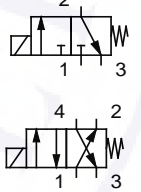
explosion proof coil

Model	Port	Price
MXF-1.1		<b>Call</b>
MXF-1.6		<b>Call</b>
MXF-2W		<b>Call</b>

5/2 Solenoid Valve

Model	Port	Price
MFH5	1/4"	<b>Call</b>
MFH5A	1/4"	<b>Call</b>


5/2 Solenoid Valve

Model	Port	Price
DFL23-8	1/4"	<b>Call</b>
DFL23-15	1/2"	<b>Call</b>
DFL24-15	1/4"	<b>Call</b>

# Coil Solenoid Valve




Model	Price
110C	<b>470</b>
110C coil	<b>320</b>
110C plug	<b>150</b>



Model	Price
110C-W	<b>470</b>



Model	Price
120C	<b>470</b>
120C coil	<b>320</b>
120C plug	<b>150</b>



Model	Price
210C-W	<b>320</b>




Model	Price
200C	<b>Call</b>



Model	Price
UD-08	<b>Call</b>



Model	Price
UD-10	<b>Call</b>



Model	Price
UD-15	<b>Call</b>

# Cylinder Pneumatic



กระบอกลม รุ่นมาตรฐาน : SC

Bore stroke	32	40	50	63	80	100	125	160	200	250
25										
50	1,720	1,750	1,920	2,350	3,320	4,210	7,650	10,650	24,500	36,750
75										
100	1,910	1,950	2,040	2,600	3,650	4,640	8,250	11,400	23,500	39,400
125										
150	2,060	2,100	2,290	2,830	3,950	5,120	8,740	12,400	25,450	42,100
175										
200	2,840	2,260	2,520	3,080	4,270	5,550	9,290	13,500	27,940	44,790
250	2,400	2,500	2,720	3,380	4,670	6,080	10,050	14,100	29,380	47,480
300	2,880	2,650	2,970	3,590	5,100	6,560	10,600	14,500	31,300	50,170
400	3,090	3,140	3,610	4,260	6,200	7,450	12,350	16,600	35,200	55,560
500	3,600	3,700	4,180	4,950	6,980	8,150	13,900	17,500	39,100	60,950
เพิ่ม100mm	600	600	600	700	800	900	3,000	3,000		
แม่เหล็ก	220	220	270	330	380	490	950	1,400	5,900	



SCD: แบบแกนทะลุ บวกราคาเพิ่ม 30%  
SCJ: ปรับช่วงชักได้ บวกราคาเพิ่ม 35%

กระบอกลม รุ่นมาตรฐาน : SU

Bore stroke	32	40	50	63	80	100	125
25							
50	1,890	1,890	2,100	2,580	3,650	4,620	9,050
75							
100	2,100	2,100	2,280	2,860	3,970	5,090	9,638
125							
150	2,270	2,270	2,510	3,110	4,330	5,600	10,267
175							
200	2,450	2,450	2,750	3,370	4,670	6,090	10,880
250	2,640	2,640	2,990	3,650	5,080	6,610	11,525
300	2,830	2,830	3,260	3,940	5,430	7,100	12,166
400	3,270	3,270	3,790	4,490	6,250	8,100	13,500
500	3,790	3,790	4,350	5,090	7,100	9,110	14,877
เพิ่ม100mm	600	600	750	800	900	1,200	1,800
แม่เหล็ก	220	220	270	330	380	490	950



SCD: แบบแกนทะลุ บวกราคาเพิ่ม 30%  
SCJ: ปรับช่วงชักได้ บวกราคาเพิ่ม 35%

[www.pneuma-engineering.co.th](http://www.pneuma-engineering.co.th)

[fb.me/pneumaengineering](https://fb.me/pneumaengineering)

094-452-2952

Email : [pneuma.engineer@gmail.com](mailto:pneuma.engineer@gmail.com)

@pneuma

# Cylinder Pneumatic



กระบอกลม รุ่นมาตรฐาน : DNC

Bore stroke	32	40	50	63	80	100
25						
50	3,040	3,480	4,720	5,600	7,700	9,760
75						
100	3,400	3,840	5,080	6,240	8,660	11,000
125						
150	3,720	4,200	5,800	6,800	9,660	12,200
175						
200	4,040	4,560	6,520	7,600	10,620	13,400
250	4,360	4,960	7,160	8,440	11,580	14,600
300	4,720	5,360	7,800	9,400	12,540	15,800
400	5,440	6,200	9,320	11,000	14,620	18,520
500	6,200	7,080	11,000	12,760	16,620	21,160
เพิ่ม100mm	700	750	950	1,100	1,200	1,400
แม่เหล็ก	220	220	270	330	380	490



DNCD: แบบแกนทะลุ บวกราคาเพิ่ม 30%  
DNCJ: ปรับช่วงชักได้ บวกราคาเพิ่ม 35%

กระบอกลม รุ่นมาตรฐาน : DNG

Bore stroke	32	40	50	63	80	100
25						
50	2,432	2,784	3,776	4,480	6,160	7,808
75						
100	2,720	3,072	4,064	4,992	6,928	8,800
125						
150	2,976	3,360	4,640	5,440	5,568	9,760
175						
200	3,232	3,648	5,216	6,080	8,496	10,720
250	3,488	3,968	5,728	6,752	9,264	11,680
300	3,776	4,288	6,240	7,520	10,032	12,640
400	4,352	4,960	7,456	8,800	11,696	14,816
500	4,900	5,664	8,800	10,208	13,296	16,928
เพิ่ม100mm	600	600	600	700	800	900
แม่เหล็ก	220	220	270	330	380	490



DNGD: แบบแกนทะลุ บวกราคาเพิ่ม 30%  
DNGJ: ปรับช่วงชักได้ บวกราคาเพิ่ม 35%

# Cylinder Pneumatic



กระบอกลม รุ่นมาตรฐาน : SDA

Bore stroke	20	25	32	40	50	63	80	100
5	1,280	1,440	1,630	1,950	2,660	3,010	4,210	6,520
10	1,320	1,480	1,700	2,040	2,770	3,150	4,340	6,680
15	1,370	1,530	1,760	2,120	2,850	3,280	4,480	6,840
20	1,410	1,570	1,830	2,200	2,960	3,420	4,620	7,000
25	1,470	1,630	1,900	2,280	3,040	3,560	4,750	7,170
30	1,520	1,680	1,970	2,390	3,150	3,690	4,890	7,330
35	1,570	1,740	2,040	2,470	3,260	3,830	5,020	7,490
40	1,630	1,790	2,100	2,550	3,340	3,960	5,160	7,660
45	1,680	1,850	2,170	2,630	3,450	4,100	5,290	7,820
50	1,740	1,900	2,250	2,710	3,530	4,240	5,430	7,980
5mm	175	190	210	260	390	430	480	600
Magnet	280	280	280	280	430	480	600	850



กระบอกลมแกนค์ รุ่นมาตรฐาน : TN

Bore stroke	10	16	20	25	32
10	4,000	4,000	4,440	4,840	5,870
20	4,170	4,170	4,760	5,130	6,340
30	4,340	4,340	5,080	5,430	6,810
40	4,440	4,520	5,400	5,730	7,280
50	4,690	4,690	5,730	6,020	7,750
60	5,010	5,010	5,970	6,340	8,190
70	5,330	5,330	6,220	6,660	8,490
80	5,650	5,650	6,470	6,980	8,840
90	5,970	5,970	6,710	7,310	9,180
100	6,290	6,290	6,960	7,630	9,480
125		7,060	7,700	8,640	10,370
150		7,800	8,390	9,670	11,160
175			9,480	10,860	12,090
200			10,560	12,090	13,080
Magnet	480	480	480	480	880



# Cylinder Pneumatic



กระบอกลม รุ่นมาตรฐาน : MAL

Bore stroke	16	20	25	32	40
25	940	940	1,130	1,170	1,490
50	990	990	1,150	1,210	1,540
75	1,030	1,030	1,190	1,260	1,620
100	1,060	1,060	1,220	1,330	1,670
125	1,100	1,100	1,260	1,380	1,730
150	1,130	1,130	1,310	1,450	1,810
175	1,190	1,190	1,380	1,510	1,860
200	1,220	1,220	1,420	1,560	1,950
250	1,310	1,310	1,530	1,680	2,070
300	1,400	1,400	1,610	1,790	2,230
400	1,670	1,670	1,810	2,040	2,540
500	1,950	1,950	2,130	2,270	2,820
50mm	160	160	320	320	390
Magnet	140	140	140	160	160



กระบอกลมรุ่นมาตรฐาน : MS

Bore stroke	16	20	25	32	40
25	1,350	1,480	1,670	2,120	2,280
50	1,410	1,550	1,750	2,220	2,420
75	1,470	1,630	1,840	2,320	2,550
100	1,530	1,700	1,930	2,420	2,690
125	1,630	1,800	2,040	2,550	2,860
150	1,720	1,910	2,130	2,680	3,040
175	1,800	2,010	2,250	2,800	3,210
200	1,900	2,110	2,360	2,940	3,380
250	2,050	2,310	2,570	3,200	3,730
300	2,200	2,520	2,780	3,440	4,070
400	2,360	2,730	3,210	3,960	4,760
500	2,550	2,950	3,630	4,480	5,450
Magnet	130	180	180	220	220



# Accessory Cylinder



หูปลายแกน ตัว Y

Model	Port	Price
Y16	M6X1.0	250
Y20	M8X1.0	250
Y25	M10x1.25	280
Y32	M10x1.25	280
Y40	M12X1.25	350
Y50	M16X1.5	350
Y63	M16X1.5	350
Y80	M20X1.5	1,200
Y100	M20X1.5	1,200
Y125	M27X2	1,350
Y160	M36X2	2,300
Y200	M36X2	2,300



หูปลายแกน ตัว I

Model	Port	Price
I16	M6X1.0	220
I20	M8X1.0	220
I25	M10x1.25	220
I32	M10x1.25	220
I40	M12X1.25	250
I50	M16X1.5	300
I63	M16X1.5	300
I80	M20X1.5	630
I100	M20X1.5	630
I125	M27X2	1,450
I160	M36X2	1,950
I200	M36X2	1,950



หูปลายแกนบุทขยับได้

Model	Port	Price
FC16	M6X1.0	358
FC20	M8X1.0	747
FC25	M10x1.25	784
FC32	M10x1.25	784
FC40	M12X1.25	851
FC50	M16X1.5	1,425
FC63	M16X1.5	1,425
FC80	M20X1.5	1,765
FC100	M20X1.5	1,765
FC125	M27X2	Call
FC160	M36X2	Call
FC200	M36X2	Call
FC250		



หูปลายแกน ลูกปืนตาเหล็ก

Model	Port	Price
FE16	M6X1.0	358
FE20	M8X1.0	395
FE25	M10x1.25	475
FE32	M10x1.25	475
FE40	M12X1.25	592
FE50	M16X1.5	882
FE63	M16X1.5	882
FE80	M20X1.5	1,154
FE100	M20X1.5	1,154
FE125	M27X2	6,800
FE160	M36X2	7,500
FE200	M36X2	7,500
FE250		



Seal - O ring For MAL

Model	Port	Price
MAL16	5/ซั้้น	300
MAL20	5/ซั้้น	340
MAL25	5/ซั้้น	360
MAL32	5/ซั้้น	380
MAL40	5/ซั้้น	430



Seal - O ring For SC

Model	Port	Price
SC32	7/ซั้้น	400
SC40	7/ซั้้น	450
SC50	7/ซั้้น	650
SC63	7/ซั้้น	680
SC80	7/ซั้้น	700
SC100	7/ซั้้น	850
SC125	7/ซั้้น	1,400
SC160	7/ซั้้น	2,000
SC200	7/ซั้้น	3,500
SC250	7/ซั้้น	Call



Seal - O ring For DNC

Model	Port	Price
DNC32	9/ซั้้น	650
DNC40	9/ซั้้น	700
DNC50	9/ซั้้น	850
DNC63	9/ซั้้น	950
DNC80	9/ซั้้น	1,150
DNC100	9/ซั้้น	1,850



Seal - O ring For SDA

Model	Port	Price
SDA32	5/ซั้้น	300
SDA40	5/ซั้้น	340
SDA50	5/ซั้้น	360
SDA63	5/ซั้้น	380
SDA80	5/ซั้้น	430
SDA100	5/ซั้้น	480



[www.pneuma-engineering.co.th](http://www.pneuma-engineering.co.th)



[fb.me/pneumaengineering](https://fb.me/pneumaengineering)



094-452-2952



Email : [pneuma.engineer@gmail.com](mailto:pneuma.engineer@gmail.com)



@pneuma



# Accessory Cylinder



หูสำหรับ กระบอกกลม :DNC/DNG series



หูท้าย CB DNC/DNG

Model	Bore	Price
CB32DNC	32	700
CB40DNC	40	750
CB50DNC	50	850
CB63DNC	63	950
CB80DNC	80	1,480
CB100DNC	100	1,800
CB125DNC	125	2,200
CB160DNC	160	3,863
CB200DNC	200	5,340
CB250DNC	250	6,100



หูท้าย CA DNC/DNG

Model	Bore	Price
CA32DNC	32	700
CA40DNC	40	750
CA50DNC	50	850
CA63DNC	63	950
CA80DNC	80	1,480
CA100DNC	100	1,800
CA125DNC	125	2,200
CA160DNC	160	3,600
CA200DNC	200	4,780
CA250DNC	250	8,900



แผ่นเพลท FA DNC/DNG

Model	Bore	Price
FA32DNC	32	350
FA40DNC	40	350
FA50DNC	50	470
FA63DNC	63	520
FA80DNC	80	710
FA100DNC	100	950
FA125DNC	125	2,130
FA160DNC	160	3,380
FA200DNC	200	4,650
FA250DNC	250	10,500



หู L หน้า/หลัง DNC/DNG

Model	Bore	Price
LB32DNC	32	410
LB40DNC	40	410
LB50DNC	50	410
LB63DNC	63	495
LB80DNC	80	572
LB100DNC	100	660
LB125DNC	125	690
LB160DNC	160	910
LB200DNC	200	1,450
LB250DNC	250	Call

หูสำหรับ กระบอกกลม :MAL/MS series



หู L หน้า/หลัง MAL/MS

Model	Bore	Price
LB-MAL16	16	352
LB-MAL20	20	352
LB-MAL25	25	352
LB-MAL32	32	407
LB-MAL40	40	407



แผ่นเพลท FA MAL/MS

Model	Bore	Price
FA-MAL16	16	Call
FA-MAL20	20	Call
FA-MAL25	25	Call
FA-MAL32	32	Call
FA-MAL40	40	Call



สายรัด reed switch MAL/MS

Model	Bore	Price
FC16	16	176
FC20	20	185
FC25	25	185
FC32	32	185
FC40	40	190



reed switch MAL/MS

Model	Price
CS1-S	460

# Accessory Cylinder



หูสำหรับ กระบอกลม :SC/SU series



หูท้าย CB SC/SU

Model	Bore	Price
CB32	32	350
CB40	40	350
CB50	50	410
CB63	63	520
CB80	80	820
CB100	100	950
CB125	125	2,920
CB160	160	3,863
CB200	200	5,340
CB250	250	6,100



หูท้าย CA SC/SU

Model	Bore	Price
CA32	32	330
CA40	40	330
CA50	50	350
CA63	63	460
CA80	80	760
CA100	100	900
CA125	125	2,130
CA160	160	3,600
CA200	200	4,780
CA250	250	8,900



แผ่นเพลท FA SC/SU

Model	Bore	Price
FA32	32	350
FA40	40	350
FA50	50	470
FA63	63	520
FA80	80	710
FA100	100	950
FA125	125	2,130
FA160	160	3,380
FA200	200	4,650
FA250	250	Call



หู L หน้า/หลัง SC/SU

Model	Bore	Price
LB32	32	410
LB40	40	410
LB50	50	410
LB63	63	495
LB80	80	572
LB100	100	660
LB125	125	690
LB160	160	910
LB200	200	1,450
LB250	250	Call



หูท้าย CB SC/SU

Model	Bore	Price
TC32	32	750
TC40	40	750
TC50	50	950
TC63	63	1,100
TC80	80	1,400
TC100	100	1,750
TC125	125	3,900
TC160	160	4,000
TC200	200	12,250
TC250	250	24,270



ขายึด reed switch SC

Model	Bore	Price
F32	32	170
F40	40	170
F50	50	180
F63	63	180
F80	80	190
F100	100	190
F125	125	195
F160	160	220
F200	200	220
F250	250	220



reed switch LED ข้าง SC

Model	Price
CS1-F	460




reed switch LED บน SC

Model	Price
CS1-U	460

# Accessory Cylinder




ชุดซ่อมกระบอกลม ฝาหน้า ฝาหลัง ลูกสูบ ชุดซีล




KIT SC

Model	Bore	Price
KSC32	32	Call
KSC40	40	Call
KSC50	50	Call
KSC63	63	Call
KSC80	80	Call
KSC100	100	Call
KSC125	125	Call
KSC160	160	Call
KSC200	200	Call
KSC250	250	Call



KIT DNG

Model	Bore	Price
KDNG32	32	Call
KDNG40	40	Call
KDNG50	50	Call
KDNG63	63	Call
KDNG80	80	Call
KDNG100	100	Call



KIT DNC

Model	Bore	Price
KDNC32	32	Call
KDNC40	40	Call
KDNC50	50	Call
KDNC63	63	Call
KDNC80	80	Call
KDNC100	100	Call



KIT SDA

Model	Bore	Price
KSDA32	32	Call
KSDA40	40	Call
KSDA50	50	Call
KSDA63	63	Call
KSDA80	80	Call
KSDA100	100	Call



KIT MAL

Model	Bore	Price
KMAL16	32	Call
KMAL20	40	Call
KMAL25	50	Call
KMAL32	63	Call
KMAL40	80	Call




KIT MS

Model	Bore	Price
KMS16	32	Call
KMS20	40	Call
KMS25	50	Call
KMS32	63	Call
KMS40	80	Call

# Accessory Cylinder




Reed switch ใช้กับกระบอกลม




for SC

Model	Price
CS1-U	460



for SC

Model	Price
CS1-F	460




For MS , MAL

Model	Price
CS1-S	460




For DNC

Model	Price
CS1-M	460




for SDA

Model	Price
CS1-J	460




for SDA , ADVU

Model	Price
CS1-G	460



For CQ

Model	Price
CS1-J1	32 460



For CQ

Model	Price
CS1-H	460

# Angle Seat Valve

**BK** Automation  
**valve**



Black Head GUNMETAL Body Brass  
SINGLE ACTING

Model	Head	Port	Price
APK 21D-15B	50	G1/2	6,220
APK 21D-20B	50	G3/4	6,590
APK 21D-25B	63	G1	7,180
APK 21D-32B	63	G1 <sup>1</sup> / <sub>4</sub>	8,650
APK 21D-40B	63	G1 <sup>1</sup> / <sub>2</sub>	13,000
APK 21D-50B	63	G2	16,000



Black Head GUNMETAL Body stainless steel  
SINGLE ACTING

Model	Head	Port	Price
APK 21D-15B	50	G1/2	Call
APK 21D-20B	50	G3/4	Call
APK 21D-25B	63	G1	Call
APK 21D-32B	63	G1 <sup>1</sup> / <sub>4</sub>	Call
APK 21D-40B	63	G1 <sup>1</sup> / <sub>2</sub>	Call
APK 21D-50B	63	G2	Call



Head stainless steel Body stainless steel  
SINGLE ACTING (Flanged)

Model	Head	Port	Price
APK 21D-15F	50	G1/2	Call
APK 21D-20F	50	G3/4	Call
APK 21D-25F	63	G1	Call
APK 21D-32F	63	G1 <sup>1</sup> / <sub>4</sub>	Call
APK 21D-40F	63	G1 <sup>1</sup> / <sub>2</sub>	Call
APK 21D-50F	63	G2	Call



Black Head GUNMETAL Body stainless steel  
SINGLE ACTING (Flanged)

Model	Head	Port	Price
APK 21D-15BF	50	G1/2	Call
APK 21D-20BF	50	G3/4	Call
APK 21D-25BF	63	G1	Call
APK 21D-32BF	63	G1 <sup>1</sup> / <sub>4</sub>	Call
APK 21D-40BF	63	G1 <sup>1</sup> / <sub>2</sub>	Call
APK 21D-50BF	63	G2	Call



Head stainless steel Body stainless steel  
SINGLE ACTING

Model	Head	Port	Price
100101	40	G3/8	6,150
100109	50	G3/8	6,350
100105	40	G1/2	6,150
100104	50	G1/2	6,350
100106	50	G3/4	6,790
100108	50	G1	7,300
100100	63	G1	9,900
100110	63	G1 <sup>1</sup> / <sub>4</sub>	11,300
100112	63	G1 <sup>1</sup> / <sub>2</sub>	12,500
100116	63	G2	15,000
100119	80	G2	18,000



Head stainless steel Body stainless steel  
DOUBLE ACTING

Model	Head	Port	Price
100101D	40	G3/8	6,150
100109D	50	G3/8	6,350
100105D	40	G1/2	6,150
100104D	50	G1/2	6,350
100106D	50	G3/4	6,790
100108D	50	G1	7,300
100100D	63	G1	9,900
100110D	63	G1 <sup>1</sup> / <sub>4</sub>	11,300
100112D	63	G1 <sup>1</sup> / <sub>2</sub>	12,500
100116D	63	G2	15,000
100119D	80	G2	18,000

 [www.pneuma-engineering.co.th](http://www.pneuma-engineering.co.th)

 [fb.me/pneumaengineering](https://fb.me/pneumaengineering)

 094-452-2952

 Email : [pneuma.engineer@gmail.com](mailto:pneuma.engineer@gmail.com)

 @pneuma

# Solenoid valve

**BK** Automation  
**valve**



2VG  
Body Brass  
Pressure 0.3-10 Bar

Model	Orifice	Port	Price
SB116-2008B	10mm	G1/4	2,200
SB116-2010B	10mm	G3/8	2,200
SB116-2015B	10mm	G1/2	2,200
SB116-2015-14B	14mm	G1/2	2,800
SB116-2020B	14mm	G3/4	3,500
SB116-2020-20B	20mm	G3/4	4,200
SB116-2025B	20mm	G1	4,200



Body Brass  
Pressure 1-16 Bar

Model	Orifice	Port	Price
927500	32mm	G1 <sup>1</sup> / <sub>4</sub>	7,900
927600	40mm	G1 <sup>1</sup> / <sub>2</sub>	7,900
927700	50mm	G2	14,500



Body Brass  
Pressure 0-7 Bar

Model	Orifice	Port	Price
PU220-01	1.5mm	G1/8	1,100
PU220-02	2.3mm	G1/4	1,100
PU220-03	8.0mm	G3/8	2,450
PU220-04	13mm	G1/2	2,450
PU220-06	20mm	G3/4	4,350
PU220-08	25mm	G1	4,350



2VT  
อุณหภูมิ 0-180C , Body Brass ปกติปิด ( NC )  
Pressure 0.5-16 Bar

Model	Orifice	Port	Price
SB116-4008	8mm	G1/4	5,000
SB116-4010	10mm	G3/8	5,000
SB116-4015	13mm	G1/2	5,000
SB116-4020	25mm	G3/4	7,900
SB116-4025	25mm	G1	7,900



2VP  
high pressure , Body Brass ปกติปิด ( NC )  
Pressure 3-50 Bar

Model	Orifice	Port	Price
SB116-5008	8mm	G1/4	5,000
SB116-5010	10mm	G3/8	5,000
SB116-5015	13mm	G1/2	5,000
SB116-5020	25mm	G3/4	7,900
SB116-5025	25mm	G1	7,900



On 0.5-10 วินาที off 0.5-45 นาที  
Pressure 0.16 Bar (Body Brass)

Model	Orifice	Port	Price
CS720	4.5mm	G1/2	3,800



Body Brass  
Pressure 0-16 Bar

Model	Orifice	Port	Price
CS720W	4.5mm	G1/2	2,000



On 0.5-10 วินาที off 0.5-45 นาที

Model	Type	Price
XY720	Timer control	1,800



Y Strainer Body Brass

Model	Port	Price
CS-S70	G1/2	660

 [www.pneuma-engineering.co.th](http://www.pneuma-engineering.co.th)

 094-452-2952

 @pneuma

 [fb.me/pneumaengineering](https://fb.me/pneumaengineering)

 Email : [pneuma.engineer@gmail.com](mailto:pneuma.engineer@gmail.com)

# Solenoid Valve

**BK** Automation  
valve



Body Brass NC  
Pressure 0-7 Bar

Model	Orifice	Port	Price
2W025-06	2.5mm	G1/8	760
2W025-08	2.5mm	G1/4	760
2W040-10	4mm	G3/8	1,300
2W160-15	16mm	G1/2	1,800
2W200-20	20mm	G3/4	2,100
2W250-25	25mm	G1	2,800
2W350-35	35mm	G1 <sup>1</sup> / <sub>4</sub>	6,000
2W400-40	40mm	G1 <sup>1</sup> / <sub>2</sub>	6,100
2W500-50	50mm	G2	12,000



Body Brass NC  
Pressure 1-16 Bar

Model	Orifice	Port	Price
2L170-10	17mm	G3/8	2,700
2L170-15	17mm	G1/2	2,700
2L170-20	17mm	G3/4	3,200
2L200-25	22mm	G1	3,600
2L300-35	30mm	G1 <sup>1</sup> / <sub>4</sub>	7,400
2L300-40	30mm	G1 <sup>1</sup> / <sub>2</sub>	7,500
2L500-50	50mm	G2	14,000



Body Brass  
Pressure 0-16 Bar

Model	Orifice	Port	Price
SB364NC	2mm	G1/4	7,900
SB364NO	2mm	G1/4	7,900



Body stainless steel  
Pressure 0-7 Bar

Model	Orifice	Port	Price
2WB025-06	2.5mm	G1/8	910
2WB025-08	2.5mm	G1/4	910
2WB040-10	4mm	G3/8	1,690
2WB160-15	16mm	G1/2	2,340
2WB200-20	20mm	G3/4	2,730
2WB250-25	25mm	G1	3,640
2WB350-35	35mm	G1 <sup>1</sup> / <sub>4</sub>	7,800
2WB400-40	40mm	G1 <sup>1</sup> / <sub>2</sub>	7,865
2WB500-50	50mm	G2	17,690



Body Brass NO  
Pressure 0-7 Bar

Model	Orifice	Port	Price
2WK025-06	2.5mm	G1/8	1,014
2WK025-08	2.5mm	G1/4	1,120
2WK040-10	4mm	G3/8	1,690
2WK160-15	16mm	G1/2	2,665
2WK200-20	20mm	G3/4	3,042
2WK250-25	25mm	G1	4,095
2WK350-35	35mm	G1 <sup>1</sup> / <sub>4</sub>	7,800
2WK400-40	40mm	G1 <sup>1</sup> / <sub>2</sub>	7,865
2WK500-50	50mm	G2	14,960

 [www.pneuma-engineering.co.th](http://www.pneuma-engineering.co.th)

 [fb.me/pneumaengineering](https://fb.me/pneumaengineering)

 094-452-2952

 Email : [pneuma.engineer@gmail.com](mailto:pneuma.engineer@gmail.com)

 @pneuma

# Pulse Jet Valve

**BK** Automation  
valve



Body aluminium  
Pressure 0-8 Bar

Model	Orifice	Port	Price
RMF-Z-20A	20mm	G3/4	2,280



Body aluminium  
Pressure 0-8 Bar

Model	Orifice	Port	Price
RMF-Z-20	20mm	G3/4	2,480



Body aluminium  
Pressure 0-8 Bar

Model	Orifice	Port	Price
RMF-Z-20P	20mm	G3/4	2,480



Body aluminium  
Pressure 0-8 Bar

Model	Orifice	Port	Price
RMF-Z-20P	20mm	G3/4	1,450



Body aluminium  
Pressure 0-8 Bar

Model	Orifice	Port	Price
RMF-Z-25	25mm	G1	2,780



Body aluminium.  
Pressure 0-8 Bar

Model	Orifice	Port	Price
RMF-Z-25DD	25mm	35mm	3,250



Body aluminium  
Pressure 0-8 Bar

Model	Orifice	Port	Price
RMF-Q-25DD	25mm	35mm	2,060



Body aluminium  
Pressure 0-8 Bar

Model	Orifice	Port	Price
RMF-Q-25P	25mm	G1	2,780



Body aluminium  
Pressure 0-8 Bar

Model	Orifice	Port	Price
RMF-Q-25P	2mm	G1	1,680



Body aluminium  
Pressure 0-8 Bar

Model	Orifice	Port	Price
RMF-Q-35P	35mm	G1 1/2"	2,280



Body aluminium  
Pressure 0-8 Bar

Model	Orifice	Port	Price
RMF-Z-45P	45MM	G1 1/2"	2,480



Body aluminium  
Pressure 0-8 Bar

Model	Orifice	Port	Price
RMF-Z-40S	40mm	50mm	8,900

 [www.pneuma-engineering.co.th](http://www.pneuma-engineering.co.th)

 [fb.me/pneumaengineering](https://fb.me/pneumaengineering)

 094-452-2952

 Email : [pneuma.engineer@gmail.com](mailto:pneuma.engineer@gmail.com)

 @pneuma



# Pulse Jet Valve

**BKAutomation**  
**BKvalve**



Body aluminium  
Pressure 0-8 Bar

Model	Orifice	Port	Price
RMF-Z-45DD	45mm	50mm	8,900



Body aluminium  
Pressure 0-8 Bar

Model	Orifice	Port	Price
RMF-Z-50S	50mm	G2	13,500



Body aluminium  
Pressure 0-8 Bar

Model	Orifice	Port	Price
RMF-Y-50S	50mm	G32	9,300



Body aluminium  
Pressure 0-8 Bar

Model	Orifice	Port	Price
RMF-Z-62S	62mm	G2 1/2	14,900



Body aluminium  
Pressure 0-8 Bar

Model	Orifice	Port	Price
MF-Q-62S	62mm	G2 1/2	9,130



Body aluminium  
Pressure 0-8 Bar

Model	Orifice	Port	Price
RMF-Y-62S	62mm	G2 1/2	16,000



Body aluminium  
Pressure 0-8 Bar

Model	Orifice	Port	Price
RMF-YQ-25DD	62mm	G2 1/2	9,130



Body aluminium  
Pressure 0-8 Bar

Model	Orifice	Port	Price
RMF-Z-76P	76mm	G3	18,900



Body aluminium  
Pressure 0-8 Bar

Model	Orifice	Port	Price
RMF-Y-76P	76mm	G3	18,900



Electromagnetic Pulse Valve PIC

Model	Input	Output	Price
PIC-20AL	220VAC	220VAC	10,500
PIC-20DL	220VAC	24VDC	10,500
PIC-28AL	220VAC	22VAC	18,500
PIC-28DL	220VAC	24VDC	18,500

**Specification: Input voltage AC220V output voltage AC220V / DC24V**

- Pulse width (1-9999) \* 0.01 sec
- Pulse interval (1-9999) \* 1 sec
- Cycle interval (1-9999) \* 1 sec
- Output lines (1-20) (1-28)\* 1 line

[www.pneuma-engineering.co.th](http://www.pneuma-engineering.co.th)  
[fb.me/pneumaengineering](https://fb.me/pneumaengineering)

094-452-2952  
 @pneuma  
 Email : [pneuma.engineer@gmail.com](mailto:pneuma.engineer@gmail.com)

# Coil Solenoid Valve

**BK** Automation  
valve



ใช้ได้กับ SB116Series

Model	Price
BD-A	880



927500,927600,927700 series

Model	Price
927	880



ใช้ได้กับ PU Series

Model	Price
PU coil	880



ใช้ได้กับ RMF Series

Model	Price
CY123	880



ปลั๊กทึบ ใช้กับ Coil DIN

Model	Price
SB210	880



ปลั๊กใส LED Coil DIN

Model	Price
SB201LED	250



ใช้ได้กับ 2W 025-08

Model	Price
UD-8	500



ใช้ได้กับ 2W040 ถึง 2W250-25

Model	Price
UD-15	1,000



ใช้ได้กับ 2L,2W300-35,2W500-50

Model	Price
USH	1,400

# ระบุแรงดันไฟฟ้า ก่อนสั่งซื้อทุกครั้ง # AC 220/AC 110V 50/60 HZ : AC 24V 50/60 HZ : DC24V : DC12V

# Pressure Switch Danfoss









KP Series	TYPE	Setting range [bar]	RESET	Code no	Price
	KP1 LOW	-0.2 - 7.5	AUTO	060-1101	2,261
		-0.9 - 7.0	MANU	060-1103	2,261
	KP2 LOW	-0.2 - 5	AUTO	060-1120	2,261
	KP5 HIGHT	8- 32	AUTO	060-1171	1,389
		8- 33	MANU	060-1173	1,389
	KP15 DUAL	-0.2 - 7.5	AUTO/AUTO	060-1241	2,536
		-0.2 - 7.5	AUTO/MANU	060-1243	2,536
		-0.9 - 7	MANU/MANU	060-1245	2,078
		-0.2 - 7.5	AUTO/MANU	060-1264	2,536
-0.2 - 7.5		CONV	060-1154	3,769	
KP35	-0.2 - 7.5	กลองแดง/PCS	060-1133	1,363	
KP36	2- 14	กลองแดง/PCS	060-1108	3,046	

# Actuator BK valve

RAT032-300 Pneumatic Actuator					Spring	Coupling	Adaptor star		
									
Type DA/SA	Torque at 5 Bar (73psi) Nm	ISO		DOUBLE ACTING	SINGLE ACTING	spring	Coupling &	Adaptor	
SIZE				ราคา	ราคา	part for single ราคา/1ชิ้น	Adaptor & Nut ราคา	ขนาด	ราคา
RAT032	7.5		F03 Φ36	9mm	4,000	4,700		500.-(Net)	11*9*12 40.-(Net)
RAT052	20.8	F05 Φ50	F03 Φ36	11mm	4,650	5,350	110	800.-(Net)	14*9*16 45.-(Net)
RAT063	36.6	F07 Φ70	F05 Φ50	14mm	5,550	6,420	130	800.-(Net)	14*11*16 45.-(Net)
RAT075	58.8	F07 Φ70	F05 Φ50	14mm	6,500	7,550	160	800.-(Net)	17*11*19 55.-(Net)
RAT083	74.2	F07 Φ70	F05 Φ50	17mm	8,100	9,350	230	800.-(Net)	17*14*19 55.-(Net)
RAT092	113.7	F07 Φ70	F05 Φ50	17mm	10,500	12,100	260	1,200.-(Net)	19*11*21 75.-(Net)
RAT105	169.7	F10 Φ102	F07 Φ70	22mm	13,900	16,100	320	1,200.-(Net)	19*14*21 75.-(Net)
RAT125	291.5	F10 Φ102	F07 Φ70	22mm	16,800	19,420	465	1,200.-(Net)	19*17*21 75.-(Net)
RAT140	438.7	F12 Φ125	F10 Φ102	27mm	28,800	33,250	1,000	1,800.-(Net)	22*14*24 90.-(Net)
RAT160	668.5	F12 Φ125	F10 Φ102	27mm	38,730	51,393	1,500	1,800.-(Net)	22*17*24 90.-(Net)
RAT190	1077.4	F14 Φ140		36mm	67,526	77,683	1,850	1,800.-(Net)	22*19*24 90.-(Net)
RAT210	1480.6	F14 Φ140		36mm	78,191	90,930	2,195	4,000.-(Net)	27*17*29 115.-(Net)
RAT240	2030.7	F16 Φ165		46mm	126,827	142,850	2,650	4,000.-(Net)	27*19*29 115.-(Net)
RAT270	3263.6	F16 Φ165		46mm	172,064	189,794	3,800	1,200.-(Net)	27*22*29 115.-(Net)
RAT300	4006	F16 Φ165		46mm	208,990	226,685	4,280	1,200.-(Net)	36*22*38 120.-(Net)
RAT350	5998	F16 Φ166		46mm	280,990	326,685	4,281	1,200.-(Net)	36*27*38 120.-(Net)
RAT400	8546	F16 Φ167		46mm	358,990	406,685	4,282	1,200.-(Net)	36*19*38 120.-(Net)
									46*36*48 145.-(Net)

# Actuator SIRCA

SIRCA Pneumatic Actuator					Seal kit	spring	Adaptor			
 										
								<b>ISO5211</b>		
Type DA/SA	Torque at 5 Bar (73psi) Nm	ISO			DOUBLE ACTING	SINGLE ACTING	Repair kit	spring part for single	type	Coupling & Adaptor & Nut
SIZE					ราคา	ราคา	ราคา/1set	ราคา/1ชิ้น		ราคา
AP0	6	F03 Φ36		9mm	1,900				H01 R40/52	500.-(Net)
AP1	14.8	F05 Φ50	F04 Φ42	9mm	2,200	3,042	450	150	H01 R40/52	800.-(Net)
AP2	23.5	F05 Φ50		11mm	2,400	3,404	570	190	H02 R48/72	800.-(Net)
AP3	50	F07 Φ70	F05 Φ50	14mm	3,400	4,684	750	250	H02 R48/72	800.-(Net)
AP3.5	85	F07 Φ70		17mm	4,200	6,108	825	275	H02 R48/72	800.-(Net)
AP4	119	F07 Φ70	F10 Φ102	17mm	4,900	7,171	1,500	500	H02 R48/72	1,200.-(Net)
AP4.5	218	F10 Φ102		22mm	6,600	9,711	1,875	625	H02 R68/104	1,200.-(Net)
AP5	278	F10 Φ102		22mm	7,500	11,107	2,250	750	H02 R68/104	1,200.-(Net)
AP5.5	394.1	F12 Φ125		27mm	9,700	14,487	3,000	1,000	H03 R100/127	1,800.-(Net)
AP6	567	F12 Φ125		27mm	14,500	21,344	4,875	1,625	H03 R100/127	1,800.-(Net)
AP8	1064	F14 Φ140		36mm	25,500	39,114	5,000			1,800.-(Net)
AP10	2695	F16 Φ165		36mm	55,845	84,150	5,900			4,000.-(Net)



# limit switch ,Positioner

Unit : BAHT

Model	"Bkvalve" limit switch box	
	APL210	APL310
Enclosure Exclusion Proof	Weather proof IP67, Oring sealed	Weather proof IP67, Oring sealed
Outside Coating	Epoxy-Polyster inside and outside against corrosion	Epoxy-Polyster inside and outside against corrosion
Cable entries	2-PT1/2", other standard threads	2-PT1/2", other standard threads
Position indicator	Dome type 0°-90°	Dome type 0°-90°
Switches(Sensors)	2-SPDT mechanical switch	2-SPDT mechanical switch
<b>ราคา</b>	<b>3,250</b>	<b>3,500</b>

explosion proof
ITS300

Ex d IIB T6, IP67 Oring sealed
Nylon Coating Special color Coating
(NPT1/2", PF1/2", M20x1.5 and PG13.5)
0°-180° Others
Proximity sensor
<b>5,750</b>

Model	"Bkvalve" Electro-Pneumatic Valve Positioner			
	YT-1000L		YT-1000R	
				
	Linaer		Rotary	
	Single	Double	Single	Double
Input signal	4-20mA			
Impedance	250±15Ω			
Supply pressure	1.4 - 7.7 Bar(20-100Psi)			
Stroke	10-150mm		0°-90°	
Air Connection	PT(NPT)1/4			
Gauge Connection	PT(NPT)1/8			
Air Connection	PT(NPT)1/6			
Conduit	PT1/2(G1/2)			
Explosion proof	Exdm II B(c)T6 Exia II BT6			
Protection	IP66			
Meight	Aluminum alloy			
<b>ราคา</b>	<b>30,000</b>		<b>30,000</b>	

Solenoid Valve 5/2 way	
4M310-081/4"	
	
Namur Solenoid Valve 5/2 way	
G1/4" Single coil	
<b>ประกอบกับหัวขั้วลม</b>	
<b>ราคา</b>	<b>1,870</b>

# Motorized (หัวขับเคลื่อนไฟฟ้า)



FXEx-02 Series



KL Series

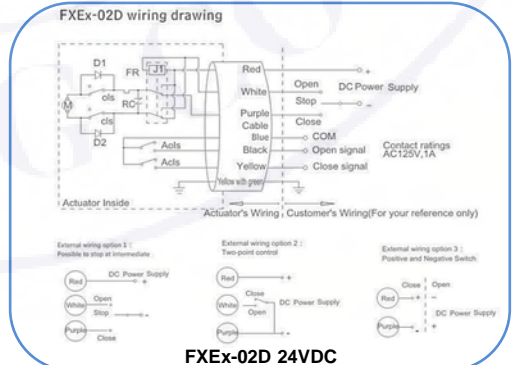
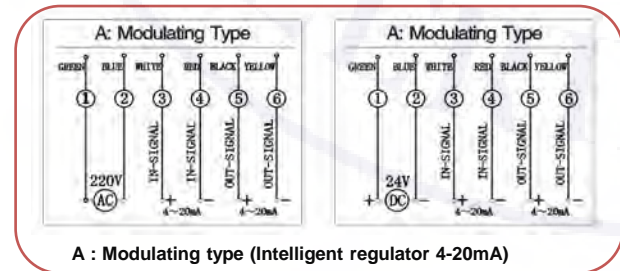
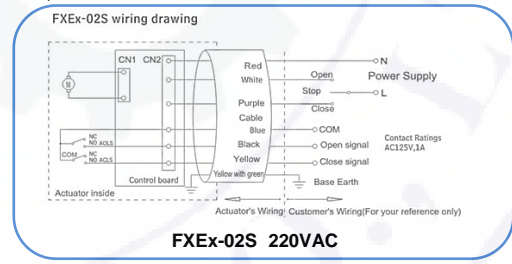
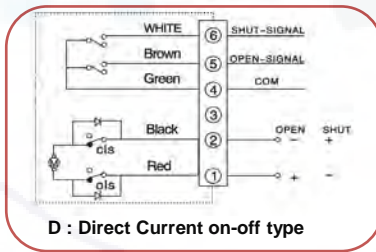
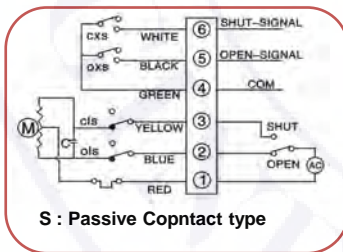
ราคาจำหน่ายเฉพาะหัวขับเคลื่อนไฟฟ้า electric actuator เท่านั้น

Model input 220VAC	Model input 24VDC	Torque นิวตัน.เมตร	Weight		Type for control		ball valve diameter(DN)	butterfly valve diameter (DN )	Unit Price บาท	
FXEx-02S	FXEx-02D	24 N/m	0.8Kg	90°	FXEx-02S	FXEx-02D	11	08-25(1/4"-1")	25-80(1"-3")	7,000
KL-05S	KL-05D	50 N/m	2.6Kg	90°	S : Passive Copntact type D : Direct Current on-off type		14	15-40(1/2"-1.1/2")	32-65(1.1/4"-2.1/2")	10,750
KL-10S	KL-10D	100 N/m	3.7Kg	90°			17	50-65(2"-2.1/2")	50-125(2"-5")	34,350
KL-20S	KL-20D	200 N/m	8Kg	90°			22	65-80(2.1/2"-3")	150-200(6"-8")	37,900
KL-40S	KL-40D	400 N/m	8.5Kg	90°			22	80-100(3"-4")	200-250(2'-10")	51,850
KL-60S	KL-60D	600 N/m	9.0Kg	90°			22	100-125(4"-5")	250-300(10"-12")	59,000
KL-100S	KL-100D	1000 N/m	-				27	UP to-5"	UP to-12"	call
KL-200S	KL-200D	2000 N/m	-				27			call

หัวขับเคลื่อนไฟฟ้าแบบ ปรับองศาการเปิด/ปิดได้ โดยรับสัญญาณ อนาล็อก INPUT 4-20mA

KL-05A(220VAC)	KL-05A(24VDC)	50 N/m	2.6Kg	90°	A : Modulating type (Intelligent regulator 4-20mA)		14	15-40(1/2"-1.1/2")	32-65(1.1/4"-2.1/2")	39,307
KL-10A(220VAC)	KL-10A(24VDC)	100 N/m	3.7Kg	90°			17	50-65(2"-2.1/2")	50-125(2"-5")	42,880
KL-20A(220VAC)	KL-20A(24VDC)	200 N/m	8Kg	90°			22	65-80(2.1/2"-3")	150-200(6"-8")	51,813
KL-40A(220VAC)	KL-40A(24VDC)	400 N/m	8.5Kg	90°			22	80-100(3"-4")	200-250(2'-10")	58,960
KL-60A(220VAC)	KL-60A(24VDC)	600 N/m	9.0Kg	90°			22	100-125(4"-5")	250-300(10"-12")	60,747
KL-100A(220VAC)	KL-100A(24VDC)	1000 N/m	-	90°			27	UP to-5"	UP to-12"	call
KL-200A(220VAC)	KL-200A(24VDC)	2000 N/m	-	90°			27			call

Circuit Diagram # ระบบ แรงดันไฟฟ้า และ Circuit Diagram ก่อนสั่งซื้อทุกครั้ง# AC 220V 50/60 HZ : DC 24VDC



[www.pneuma-engineering.co.th](http://www.pneuma-engineering.co.th)  
[fb.me/pneumaengineering](https://www.facebook.com/pneumaengineering)

094-452-2952  
 Email : pneuma.engineer@gmail.com  
 @pneuma

# Ball Valve Stainless steel







Unit : BAHT

Model	Ball valve handle				Ball Valve Direct mounting pad					
	1PC		2PC		2PC JIS10K		3PC		3Way L/T port	
Material	Stainless SS316/304		Stainless SS316/304		Stainless SS316/304		Stainless SS316		Stainless SS316	
SEAT	PTFE(Teflon)		PTFE(Teflon)		PTFE(Teflon)		PTFE(Teflon)		PTFE(Teflon)	
Pressure	1000WOG		1000WOG		10 kg/cm2		1000WOG		1000WOG	
connection	thread		thread		Flange JIS10K		thread		thread	
Model					BVMF10K		BVM		BVM3W	
Port										
1/4" DN08								9mm	1,800	9mm
3/8" DN10								9mm	2,000	9mm
1/2" DN15	call	300	call	470	14mm	5,600	4,480	9mm	2,350	9mm
3/4" DN20	call	340	call	670	16mm	6,650	5,320	9mm	2,500	9mm
1" DN25	call	570	call	940	16mm	9,425	7,540	11mm	3,420	11mm
1-1/4" DN32	call	970	call	1,440	18mm	11,000	8,800	11mm	4,155	11mm
1-1/2" DN40	call	1,170	call	1,940	18mm	14,350	11,480	14mm	6,250	14mm
2" DN50	call	1,650	call	2,850	22mm	16,950	13,560	14mm	8,625	14mm
2-1/2" DN65	call	4,340	call	6,000	24mm	23,750	19,000	17mm	17,465	17mm
3" DN80					26mm	30,000	24,000	17mm	24,493	17mm
4" DN100					28mm	32,000	25,600	22mm	28,450	
5" DN125					28mm	call				
6" DN150					28mm	call				
8" DN200					28mm	call				
10" DN250					28mm	call				







# BUTTERFLY VALVE

Unit : BAHT

Model	BKvalve BUTTERFLY VALVE					
	BTV <u>WAFFER</u>			BTVL <u>LUG TYPE</u>		
Material Body	CAST IRON GG25+EPOXY COATING			CAST IRON GG25+EPOXY COATING		
DISC	Stainless Steel 316 OR CF8M			Stainless Steel 316 OR CF8M		
SHAFT	Stainless Steel 416			Stainless Steel 416		
Liner	EPDM			EPDM		
Flange2"-12"	UNIVERSAL FLANGES(PN10/16,ANSI150,JIS10K			UNIVERSAL FLANGES(PN10/16,ANSI150,JIS10K		
Flange14"-48"	(PN10/16,ANSI150,JIS10K)ON REQUEST			(PN10/16,ANSI150,JIS10K)ON REQUEST		
Pressure 2"-12"	250PSI(16BAR)			250PSI(16BAR)		
Pressure14"-48"	150PSI(10BAR)			150PSI(10BAR)		
SIZE (in)	Bare ShaFt	Hand Lever	Gearbox	Bare ShaFt	Hand Lever	Gearbox
						
2" DN50	1,240	1,470	3,200	1,540	1,770	3,500
2-1/2" DN65	1,410	1,640	3,370	1,790	2,020	3,750
3" DN80	1,930	2,160	3,890	2,400	3,630	4,360
4" DN100	2,860	3,090	4,820	3,100	3,330	5,060
5" DN125	3,910	4,140	5,870	4,450	4,680	6,410
6" DN150	5,160	5,390	7,120	5,850	6,090	7,820
8" DN200	8,160	8,640	11,120	8,720	9,100	11,680
10" DN250	13,580		16,540	14,260		17,220
12" DN300	22,700		26,160	23,320		26,780
14" DN350	29,300		32,800	31,300		34,400
16" DN400	47,300		54,200	45,800		52,200
18" DN450	72,200		79,000	76,900		83,200
20" DN500	107,100		113,900	97,100		108,400
24" DN600	153,700		166,400	168,700		180,200
28" DN700	306,000		32,700			
30" DN750	330,000		351,000			
32" DN800	350,000		371,000			
36" DN900	521,000		547,000			
40" DN1000	568,000		593,000			
48" DN1200	741,000		783,000			

# BUTTERFLY VALVE

Unit : BAHT

Model	BKvalve BUTTERFLY VALVE					
	BVTNBR <u>WAFER</u>			BVTPTFE <u>WAFER</u>		
Material Body	CAST IRON GG25+EPOXY COATING			CAST IRON GG25+EPOXY COATING		
DISC	Stainless Steel 316 OR CF8M			Stainless Steel 316 OR CF8M		
SHAFT	Stainless Steel 416			Stainless Steel 416		
Liner	NBR			PTFE		
Flange2"-12"	UNIVERSAL FLANGES(PN10/16,ANSI150,JIS10K			UNIVERSAL FLANGES(PN10/16,ANSI150,JIS10K		
Flange14"-48"	(PN10/16,ANSI150,JIS10K)ON REQUEST			(PN10/16,ANSI150,JIS10K)ON REQUEST		
Pressure 2"-12"	250PSI(16BAR)			250PSI(16BAR)		
Pressure14"-48"	150PSI(10BAR)			150PSI(10BAR)		
SIZE (in)	Bare ShaFt	Hand Lever	Gearbox	Bare ShaFt	Hand Lever	Gearbox
						
2" DN50	1,240	1,470	3,200	3,410	3,640	5,370
2-1/2" DN65	1,410	1,640	3,370	4,240	4,470	6,200
3" DN80	1,930	2,160	3,890	5,150	6,380	7,110
4" DN100	2,860	3,090	4,820	7,500	7,730	9,460
5" DN125	3,910	4,140	5,870	9,770	10,000	11,730
6" DN150	5,160	5,390	7,120	13,240	13,470	15,200
8" DN200	8,160	8,640	11,120	18,390	18,770	21,350
10" DN250	13,580		16,540	31,040		34,000
12" DN300	22,700		26,160	45,360		48,820

# EBRO Butterfly Valve



## Wafer Type

### Specification of Type Z011-A

**Body :** GG25 Grey Cast iron  
**Liner** EPDM/NBR  
**Shaft:** Stainless Steel  
**Bearing:** Brass  
**Disc :** Stainless Steel  
**Flanged :** PN6/10/16,ANSI150,JIS10K  
**Working pressure :** 3-16Bar(50-250 psi)

Unit : BAHT

Size DN		Max.WP ( 2 Shaft )	Bare Shaft ( 2 Shaft )	Max. WP. ( TS Shaft )	Bare Shaft ( 2 Shaft )	OPERATED	
inch	(mm)					HAND	GEAR
1"	**25	10 Bar	x	10 Bar	2,837	425	1,640
1-1/1"	**32	10 Bar	x	10 Bar	1,843	425	1,640
1-1/2"	**40	16 Bar	1,994	x	x	425	1,640
2"	50	16 Bar	1,788	x	x	425	1,640
2-1/2"	65	16 Bar	1,988	x	x	425	1,640
3"	80	16 Bar	2,350	x	x	530	1,640
4"	100	16 Bar	2,506	x	x	530	1,640
5"	125	16 Bar	3,456	x	x	530	1,640
6"	150	16 Bar	5,213	16 Bar	8,937	830	2,160
8"	200	10 Bar	6,700	16 Bar	16,087	830	2,160
10"	250	10 Bar	13,075	16 Bar	27,425	x	2,860
12"	300	10 Bar	19,013	16 Bar	37,593	x	2,860

\*\* GGG-40 ( Ductile iron body )

# Nuovafima Gauge

**NUOVA FIMA**



ขนาดหน้าปัด	2.5"
NPT/BSPT	1/4"
เกลียวล่าง ทองเหลือง	
Range	<b>ราคา</b>
(-1 -1.5) Bar	<b>540</b>
(-1 - 3) Bar	<b>540</b>
(-1 - 5) Bar	<b>540</b>
(-1 - 9) Bar	<b>540</b>
(-1 -0) Bar	<b>540</b>
0 - 1 Bar	<b>460</b>
0 - 2.5 Bar	<b>460</b>
0 - 4 Bar	<b>460</b>
0 - 6 Bar	<b>460</b>
0 - 7 Bar	<b>460</b>
0 - 10 Bar	<b>460</b>
0 - 16 Bar	<b>460</b>
0 - 25 Bar	<b>460</b>
0 - 40 Bar	<b>460</b>
0 - 60 Bar	<b>460</b>
0 - 100 Bar	<b>460</b>
0 - 160 Bar	<b>460</b>
0 - 250 Bar	<b>460</b>
0 - 400 Bar	<b>460</b>
0 - 600 Bar	<b>560</b>

เพิ่มน้ำมัน 40 บาท

เพิ่ม back flange 200 บาท

model: MGS10 DS63(2.5")

Bourdon

Lower connection



ขนาดหน้าปัด	4"
NPT/BSPT	1/2"
เกลียวล่าง ทองเหลือง	
Range	<b>ราคา</b>
(-1 -1.5) Bar	<b>2,050</b>
(-1 - 3) Bar	<b>2,050</b>
(-1 - 5) Bar	<b>2,050</b>
(-1 - 9) Bar	<b>2,050</b>
(-1 -0) Bar	<b>2,050</b>
0 - 1 Bar	<b>1,920</b>
0 - 2.5 Bar	<b>1,920</b>
0 - 4 Bar	<b>1,920</b>
0 - 6 Bar	<b>1,920</b>
0 - 7 Bar	<b>1,920</b>
0 - 10 Bar	<b>1,920</b>
0 - 16 Bar	<b>1,920</b>
0 - 25 Bar	<b>1,920</b>
0 - 40 Bar	<b>1,920</b>
0 - 60 Bar	<b>2,390</b>
0 - 100 Bar	<b>2,390</b>
0 - 160 Bar	<b>2,390</b>
0 - 250 Bar	<b>2,390</b>
0 - 400 Bar	<b>2,390</b>
0 - 600 Bar	<b>2,390</b>

เพิ่มน้ำมัน 120 บาท

model: MGS10 DS100(4")

Bourdon

Lower connection



ขนาดหน้าปัด	2.5"
NPT/BSPT	1/4"
เกลียวล่าง สแตนเลส	
Range	<b>ราคา</b>
(-1 -1.5) Bar	<b>1,380</b>
(-1 - 3) Bar	<b>1,380</b>
(-1 - 5) Bar	<b>1,380</b>
(-1 - 9) Bar	<b>1,380</b>
(-1 -0) Bar	<b>1,380</b>
0 - 1 Bar	<b>1,210</b>
0 - 2.5 Bar	<b>1,210</b>
0 - 4 Bar	<b>1,210</b>
0 - 6 Bar	<b>1,210</b>
0 - 7 Bar	<b>1,210</b>
0 - 10 Bar	<b>1,210</b>
0 - 16 Bar	<b>1,210</b>
0 - 25 Bar	<b>1,210</b>
0 - 40 Bar	<b>1,210</b>
0 - 60 Bar	<b>1,210</b>
0 - 100 Bar	<b>1,210</b>
0 - 160 Bar	<b>1,210</b>
0 - 250 Bar	<b>1,210</b>
0 - 400 Bar	<b>1,210</b>
0 - 600 Bar	<b>1,280</b>

เพิ่มน้ำมัน 40 บาท

เพิ่ม back flange 200 บาท

model: MGS18 DS63(2.5")

Bourdon

Lower connection 316L



ขนาดหน้าปัด	4"
NPT/BSPT	1/2"
เกลียวล่าง สแตนเลส	
Range	<b>ราคา</b>
(-1 -1.5) Bar	<b>2,670</b>
(-1 - 3) Bar	<b>2,670</b>
(-1 - 5) Bar	<b>2,670</b>
(-1 - 9) Bar	<b>2,670</b>
(-1 -0) Bar	<b>2,670</b>
0 - 1 Bar	<b>2,570</b>
0 - 2.5 Bar	<b>2,570</b>
0 - 4 Bar	<b>2,570</b>
0 - 6 Bar	<b>2,570</b>
0 - 7 Bar	<b>2,570</b>
0 - 10 Bar	<b>2,570</b>
0 - 16 Bar	<b>2,570</b>
0 - 25 Bar	<b>2,570</b>
0 - 40 Bar	<b>2,570</b>
0 - 60 Bar	<b>2,570</b>
0 - 100 Bar	<b>2,570</b>
0 - 160 Bar	<b>2,570</b>
0 - 250 Bar	<b>2,570</b>
0 - 400 Bar	<b>2,570</b>
0 - 600 Bar	<b>2,790</b>

เพิ่มน้ำมัน 120 บาท

model: MGS18 DS100(4")

Bourdon

Lower connection 316L



[www.pneuma-engineering.co.th](http://www.pneuma-engineering.co.th)



[fb.me/pneumaengineering](https://fb.me/pneumaengineering)



094-452-2952



Email : [pneuma.engineer@gmail.com](mailto:pneuma.engineer@gmail.com)



@pneuma

# Nuovafima Gauge

**NUOVA FIMA**



ขนาดหน้าปัด	2.5"
NPT/BSPT	1/4"
ออกหลัง ทองเหลือง	
Range	<b>ราคา</b>
(-1 -1.5) Bar	<b>570</b>
(-1 - 3) Bar	<b>570</b>
(-1 - 5) Bar	<b>520</b>
(-1 - 9) Bar	<b>520</b>
(-1 -0) Bar	<b>520</b>
0 - 1 Bar	<b>520</b>
0 - 2.5 Bar	<b>520</b>
0 - 4 Bar	<b>520</b>
0 - 6 Bar	<b>520</b>
0 - 7 Bar	<b>520</b>
0 - 10 Bar	<b>520</b>
0 - 16 Bar	<b>520</b>
0 - 25 Bar	<b>520</b>
0 - 40 Bar	<b>520</b>
0 - 60 Bar	<b>520</b>
0 - 100 Bar	<b>520</b>
0 - 160 Bar	<b>520</b>
0 - 250 Bar	<b>520</b>
0 - 400 Bar	<b>520</b>
0 - 600 Bar	<b>520</b>

เพิ่มน้ำมัน 40 บาท  
 เพิ่ม front flange 70 บาท  
 เพิ่ม Clamp 70 บาท  
 model: MGS10 DS63(2.5")  
 Bourdon  
 Lower connection brass



ขนาดหน้าปัด	4"
NPT/BSPT	1/2"
ออกหลังมีปีก ทองเหลือง	
Range	<b>ราคา</b>
(-1 -1.5) Bar	<b>2,590</b>
(-1 - 3) Bar	<b>2,590</b>
(-1 - 5) Bar	<b>2,590</b>
(-1 - 9) Bar	<b>2,590</b>
(-1 -0) Bar	<b>2,590</b>
0 - 1 Bar	<b>2,500</b>
0 - 2.5 Bar	<b>2,500</b>
0 - 4 Bar	<b>2,500</b>
0 - 6 Bar	<b>2,500</b>
0 - 7 Bar	<b>2,500</b>
0 - 10 Bar	<b>2,500</b>
0 - 16 Bar	<b>2,500</b>
0 - 25 Bar	<b>2,500</b>
0 - 40 Bar	<b>2,500</b>
0 - 60 Bar	<b>2,780</b>
0 - 100 Bar	<b>2,780</b>
0 - 160 Bar	<b>2,780</b>
0 - 250 Bar	<b>2,780</b>
0 - 400 Bar	<b>2,780</b>
0 - 600 Bar	<b>2,780</b>

เพิ่มน้ำมัน 100 บาท  
 model: MGS10 DS100(4")  
 Bourdon with front flange  
 Black connection brass



ขนาดหน้าปัด	2.5"
NPT/BSPT	1/4"
ออกหลัง สแตนเลส	
Range	<b>ราคา</b>
(-1 -1.5) Bar	<b>1,890</b>
(-1 - 3) Bar	<b>1,840</b>
(-1 - 5) Bar	<b>1,840</b>
(-1 - 9) Bar	<b>1,840</b>
(-1 -0) Bar	<b>1,840</b>
0 - 1 Bar	<b>1,840</b>
0 - 2.5 Bar	<b>1,840</b>
0 - 4 Bar	<b>1,840</b>
0 - 6 Bar	<b>1,840</b>
0 - 7 Bar	<b>1,840</b>
0 - 10 Bar	<b>1,840</b>
0 - 16 Bar	<b>1,840</b>
0 - 25 Bar	<b>1,840</b>
0 - 40 Bar	<b>1,840</b>
0 - 60 Bar	<b>1,840</b>
0 - 100 Bar	<b>1,840</b>
0 - 160 Bar	<b>1,840</b>
0 - 250 Bar	<b>1,840</b>
0 - 400 Bar	<b>1,840</b>
0 - 600 Bar	<b>1,840</b>

เพิ่มน้ำมัน 40 บาท  
 เพิ่ม flange/Clamp 70 บาท  
 model: MGS18 DS63(2.5")  
 Bourdon  
 Lower connection 316L



ขนาดหน้าปัด	4"
NPT/BSPT	1/2"
ออกหลังมีปีก สแตนเลส	
Range	<b>ราคา</b>
(-1 -1.5) Bar	<b>2,960</b>
(-1 - 3) Bar	<b>2,960</b>
(-1 - 5) Bar	<b>2,960</b>
(-1 - 9) Bar	<b>2,960</b>
(-1 -0) Bar	<b>2,960</b>
0 - 1 Bar	<b>2,960</b>
0 - 2.5 Bar	<b>2,960</b>
0 - 4 Bar	<b>2,960</b>
0 - 6 Bar	<b>2,960</b>
0 - 7 Bar	<b>2,960</b>
0 - 10 Bar	<b>2,960</b>
0 - 16 Bar	<b>2,960</b>
0 - 25 Bar	<b>2,960</b>
0 - 40 Bar	<b>2,960</b>
0 - 60 Bar	<b>2,960</b>
0 - 100 Bar	<b>2,960</b>
0 - 160 Bar	<b>2,960</b>
0 - 250 Bar	<b>2,960</b>
0 - 400 Bar	<b>2,960</b>
0 - 600 Bar	<b>2,960</b>

เพิ่มน้ำมัน 120 บาท  
 model: MGS18/E DS100(4")  
 Bourdon  
 Lower connection 316L



[www.pneuma-engineering.co.th](http://www.pneuma-engineering.co.th)



[fb.me/pneumaengineering](https://fb.me/pneumaengineering)



094-452-2952



Email : [pneuma.engineer@gmail.com](mailto:pneuma.engineer@gmail.com)



@pneuma

# Nuovafima Gauge

**NUOVAFIMA**



ขนาดหน้าปัด	6"
NPT/BSPT	1/2"
ออกกลาง ท่องเหลือง	
Range	<b>ราคา</b>
0 - 2.5 Bar	<b>2,390</b>
0 - 6 Bar	<b>2,390</b>
0 - 10 Bar	<b>2,390</b>
0 - 16 Bar	<b>2,390</b>
0 - 25 Bar	<b>2,390</b>
0 - 250 Bar	<b>2,740</b>

เติมน้ำมันไม่ได้

model: MS1 DS150(6")

Bourdon

Lower connection Brass



ขนาดหน้าปัด	6"
NPT/BSPT	1/2"
ออกกลาง สแตนเลส	
Range	<b>ราคา</b>
(-1 -0) Bar	<b>2,990</b>
0 - 2.5 Bar	<b>2,820</b>
0 - 4 Bar	<b>2,820</b>
0 - 6 Bar	<b>2,820</b>
0 - 10 Bar	<b>2,820</b>
0 - 16 Bar	<b>2,820</b>
0 - 25 Bar	<b>2,820</b>
0 - 40 Bar	<b>2,820</b>
0 - 60 Bar	<b>2,820</b>

เติมน้ำมัน 250 บาท

model: MS18/A DS150(6")

Bourdon

Lower connection SUS



ขนาดหน้าปัด	2.5"
NPT/BSPT	1/4"
ออกกลาง สแตนเลส	
Range	<b>ราคา</b>
(-250 -0)mBar	<b>Call</b>
(-100 -0)mBar	<b>Call</b>
(-40 -20)mBar	<b>Call</b>
0-60 mBar	<b>Call</b>
0-100 mBar	<b>Call</b>
0-160 mBar	<b>Call</b>
0-250 mBar	<b>Call</b>
0-400 mBar	<b>Call</b>
0-600 mBar	<b>Call</b>
0 - 1000 mmH2o	<b>Call</b>
1 - 1600 mmH2o	<b>Call</b>
2 - 2500 mmH2o	<b>Call</b>

เติมน้ำมันไม่ได้

model: MN9/N/A DS63(2.5")

Capsule Pressure Gauge

Lower connection Brass



ขนาดหน้าปัด	4"
NPT/BSPT	1/2"
ออกกลาง สแตนเลส	
Range	<b>ราคา</b>
(-250 -0)mBar	<b>Call</b>
(-100 -0)mBar	<b>Call</b>
(-40 -20)mBar	<b>Call</b>
0-60 mBar	<b>Call</b>
0-100 mBar	<b>Call</b>
0-160 mBar	<b>Call</b>
0-250 mBar	<b>Call</b>
0-400 mBar	<b>Call</b>
0-600 mBar	<b>Call</b>
0 - 1000 mmH2o	<b>Call</b>
1 - 1600 mmH2o	<b>Call</b>
2 - 2500 mmH2o	<b>Call</b>

เติมน้ำมันไม่ได้

model: MN9/N/A DS100(4")

Capsule Pressure Gauge

Lower connection Brass



ST1 Press Transmitter

Range	<b>ราคา</b>
0-1 Bar BSPM 1/2"	<b>3,150</b>
0-6 Bar BSPM 1/2"	<b>3,150</b>
0-6 Bar NPTM 1/2"	<b>3,150</b>
0-10 Bar BSPM 1/2"	<b>3,150</b>
0-10 Bar NPTM 1/2"	<b>3,150</b>
0-16 Bar BSPM 1/2"	<b>3,150</b>
0-16 Bar NPTM 1/2"	<b>3,150</b>
0-25 Bar BSPM 1/2"	<b>3,150</b>
0-25 Bar NPTM 1/4"	<b>3,150</b>
0-250 Bar NPTM 1/4"	<b>3,350</b>
0-600 Bar BSPM 1/2"	<b>3,450</b>

model: ST1

Press Transmitter

Input : Pressure

Output : 4-20mA

Lower connection SUS



ขนาดหน้าปัด	2.5"
NPT/BSPT	1/4"
ออกหลัง สแตนเลส	
Range	<b>ราคา</b>
0-60 mBar	<b>Call</b>
0-100 mBar	<b>Call</b>

เติมน้ำมันไม่ได้

model: MN9/N/A DS63(2.5")

Capsule Pressure Gauge

Black connection SUS



[www.pneuma-engineering.co.th](http://www.pneuma-engineering.co.th)



[fb.me/pneumaengineering](https://fb.me/pneumaengineering)



094-452-2952



Email : [pneuma.engineer@gmail.com](mailto:pneuma.engineer@gmail.com)



@pneuma

# ACCESSORIES & OPTION

**NUOMA FIMA**

NF25C

BACK FLANGE FOR DIAL 2.5" (63mm)

NF25C	Price
BACK FLANGED FOR 2.5" (63mm)	200

NF25CLAMP

CLAMP FOR DIAL 2.5" (63mm)

NF25CLAMP	Price
CLAMP FOR 2.5" (63mm)	70

NF25FLANGE

FLANGE ADDED FOR DIAL 2.5" (63mm)

NF25FLANGE	Price
Flange 2.5"(63mm)	70

NF25FLAN05

FLANGE ADDED FOR DIAL 2.5" (63mm) HOLE: 5MM

NF25FLAN05	Price
FLANGE 2.5" (63mm)	Call

A38TSEALSILICON

SEAL TRICLAMP 1.5 SILICON

A38TSEALSILICON	Price
SEAL TRICLAMP 1.5 SILICON	Call

ACSEAL2BSUS05

SUS SEAL 1/2" BSP

ACSEAL2BSUS05	Price
SUS SEAL 1/2"BSP	Call

ACSEAL4BCOP05

COPPER SEAL 1/4" BSP

ACSEAL4BCOP05	Price
COPPER SEAL 1/4" BSP	Call

ACSEAL4BSUS05

SUS SEAL 1/4" BSP

ACSEAL4BSUS05	Price
SUS SEAL 1/4" BSP	Call

ACSEAL2BSUS05

SUS SEAL 1/2" BSP

ACSEAL2BSUS05	Price
SUS SEAL 1/2" BSP	Call

# DIAPHRAGM Gauge

NUOVA FIMA

N41BSV82N




MGS9/1BS PVC 1/2"NPTM DIAPHRAGM AISI316L + PTFE

ถอดล่างได้

N41BSV82N	Price
MGS9/1BS PVC 1/2" NPTM DIAPHRAGM AISI316L+PTFRE	9,800

N41BSN82B



MGS9 1BS 316 + PTFE 1/2"BSPM

ถอดล่างได้

N41BSN82B	Price
MGS9 1BS 316 PTFE 1/2" BSPM	14,500

NFDT1B2NM



MGS9 AISI316L 1BO 1/2"BSPF x 1/2"NPTM

ถอดล่างได้

NFDT1B2NM	Price
MGS9 AISI316L 1BO 1/2" BSPFx 1/2"NPTM	4,500

NFDT60VBM



MGS9 MINI AISI316L 1/2"BSPF x 1/2"BSPM

ถอดล่างไม่ได้

NFDT60VBM	Price
MGS9 MINI AISI316L 1/2"BSPF x 1/2"BSPM	5,500

NFDT-60V



MGS9/ MINI SUS316 1/2" BSPF x 1/2"NPTF

ถอดล่างไม่ได้

NFDT-60V	Price
MGS9/MINI SUS316 1/2" BSPF x 1/2"NPTF	5,500

NFDT2B2NM



MGS9 AISI316L 2BO 1/2"BSPF x 1/2"NPTM

ถอดล่างได้

NFDT2B2NM	Price
MGS9 AISI316L 2BO 1/2" BSPFx 1/2"NPTM	6,200

NFDT60VM



MGS9 MINI AISI316L 1/2"BSPF x 1/2"NPTM

ถอดล่างไม่ได้

NFDT60VM	Price
MGS9 MINI AISI316L 1/2"BSPF x 1/2"NPTM	5,500

NFDT400



MGS9 AISI316L 1/2"NPTM x 1/2"NPTF

NFDT400	Price
MGS9 AISI316L 1/2"NPTMx1/2"NPTM	Call

 [www.pneuma-engineering.co.th](http://www.pneuma-engineering.co.th)

 [fb.me/pneumaengineering](https://fb.me/pneumaengineering)

 094-452-2952

 Email : [pneuma.engineer@gmail.com](mailto:pneuma.engineer@gmail.com)

 @pneuma



# ACCESSORIES & OPTION

**NUOVA FIMA**

ACCPSTEEL4XF



COUPLING STEEL 1/4"

ACCPSTEEL4XF	Price
COUPLING STEEL 1/4"	Call

ACCPSTEEL3XF



COUPLING STEEL 3/8"

ACCPSTEEL3XF	Price
COUPLING STEEL 3/8"	Call

ACCPSTEEL2XF



COUPLING STEEL 1/2"

ACCPSTEEL2XF	Price
COUPLING STEEL 1/2"	Call

ACCP SUS4XF



COUPLING 304 1/4"

ACCP SUS4XF	Price
COUPLING 304 1/4"	Call

ACCP SUS3XF



COUPLING 304 3/8"

ACCP SUS3XF	Price
COUPLING 304 3/8"	Call

ACCP SUS2XF



COUPLING 304 1/2"

ACCP SUS2XF	Price
COUPLING 304 1/2"	Call

ACCP3164NF



COUPLING SUS 316 1/4"NPTF

ACCP3164NF	Price
COUPLING 316 1/4"NPTF	Call

ACCP3163NF



COUPLING 316 3/8" NPTF

ACCP3163NF	Price
COUPLING 316 3/8" NPTF	Call

ACCP3162NF



COUPLING SUS 316 1/2"NPTF

ACCP3162NF	Price
COUPLING 316 1/2" NPTF	Call



[www.pneuma-engineering.co.th](http://www.pneuma-engineering.co.th)



[fb.me/pneumaengineering](https://fb.me/pneumaengineering)



094-452-2952












@pneuma



Email : [pneuma.engineer@gmail.com](mailto:pneuma.engineer@gmail.com)

# ACCESSORIES & OPTION

**NUOVA FIMA**

<p>ACSPSTEEL04N</p>  <p>O - SYPHON STEEL 1/4" NPT</p>	<p>ACSPSTEEL03N</p>  <p>O - SYPHON STEEL 3/8" NPT</p>	<p>ACSPSTEEL02N</p>  <p>O - SYPHON STEEL 1/2" NPT</p>												
<table border="1"> <tr> <td>ACSPSTEEL04N</td> <td><b>Price</b></td> </tr> <tr> <td>O - SYPHON STEEL 1/4" NPT</td> <td><b>225</b></td> </tr> </table>	ACSPSTEEL04N	<b>Price</b>	O - SYPHON STEEL 1/4" NPT	<b>225</b>	<table border="1"> <tr> <td>ACSPSTEEL03N</td> <td><b>Price</b></td> </tr> <tr> <td>O - SYPHON STEEL 3/8" NPT</td> <td><b>300</b></td> </tr> </table>	ACSPSTEEL03N	<b>Price</b>	O - SYPHON STEEL 3/8" NPT	<b>300</b>	<table border="1"> <tr> <td>ACSPSTEEL02N</td> <td><b>Price</b></td> </tr> <tr> <td>O - SYPHON STEEL 1/2" NPT</td> <td><b>375</b></td> </tr> </table>	ACSPSTEEL02N	<b>Price</b>	O - SYPHON STEEL 1/2" NPT	<b>375</b>
ACSPSTEEL04N	<b>Price</b>													
O - SYPHON STEEL 1/4" NPT	<b>225</b>													
ACSPSTEEL03N	<b>Price</b>													
O - SYPHON STEEL 3/8" NPT	<b>300</b>													
ACSPSTEEL02N	<b>Price</b>													
O - SYPHON STEEL 1/2" NPT	<b>375</b>													
	<p>ACSPSTEEU03N</p>  <p>U - SYPHON STEEL 3/8" NPT</p>	<p>ACSPSTEEU02N</p>  <p>U - SYPHON STEEL 1/2" NPT</p>												
<table border="1"> <tr> <td>ACSPSTEEU04N</td> <td><b>Price</b></td> </tr> <tr> <td>U - SYPHON STEEL 1/4" NPT</td> <td><b>300</b></td> </tr> </table>	ACSPSTEEU04N	<b>Price</b>	U - SYPHON STEEL 1/4" NPT	<b>300</b>	<table border="1"> <tr> <td>ACSPSTEEU03N</td> <td><b>Price</b></td> </tr> <tr> <td>U - SYPHON STEEL 3/8" NPT</td> <td><b>300</b></td> </tr> </table>	ACSPSTEEU03N	<b>Price</b>	U - SYPHON STEEL 3/8" NPT	<b>300</b>	<table border="1"> <tr> <td>ACSPSTEEU02N</td> <td><b>Price</b></td> </tr> <tr> <td>U - SYPHON STEEL 1/2" NPT</td> <td><b>375</b></td> </tr> </table>	ACSPSTEEU02N	<b>Price</b>	U - SYPHON STEEL 1/2" NPT	<b>375</b>
ACSPSTEEU04N	<b>Price</b>													
U - SYPHON STEEL 1/4" NPT	<b>300</b>													
ACSPSTEEU03N	<b>Price</b>													
U - SYPHON STEEL 3/8" NPT	<b>300</b>													
ACSPSTEEU02N	<b>Price</b>													
U - SYPHON STEEL 1/2" NPT	<b>375</b>													
<p>ACSPSUSO4N</p>  <p>O - SYPHON SUS 1/4" NPT</p>	<p>ACSPSUSO3N</p>  <p>O - SYPHON SUS 3/8" NPT</p>	<p>ACSPSUSO2N</p>  <p>O - SYPHON SUS 1/2" NPT</p>												
<table border="1"> <tr> <td>ACSPSUSO4N</td> <td><b>Price</b></td> </tr> <tr> <td>O - SYPHON SUS 1/4" NPT</td> <td><b>495</b></td> </tr> </table>	ACSPSUSO4N	<b>Price</b>	O - SYPHON SUS 1/4" NPT	<b>495</b>	<table border="1"> <tr> <td>ACSPSUSO3N</td> <td><b>Price</b></td> </tr> <tr> <td>O - SYPHON SUS 3/8" NPT</td> <td><b>600</b></td> </tr> </table>	ACSPSUSO3N	<b>Price</b>	O - SYPHON SUS 3/8" NPT	<b>600</b>	<table border="1"> <tr> <td>ACSPSUSO2N</td> <td><b>Price</b></td> </tr> <tr> <td>O - SYPHON SUS 1/2" NPT</td> <td><b>780</b></td> </tr> </table>	ACSPSUSO2N	<b>Price</b>	O - SYPHON SUS 1/2" NPT	<b>780</b>
ACSPSUSO4N	<b>Price</b>													
O - SYPHON SUS 1/4" NPT	<b>495</b>													
ACSPSUSO3N	<b>Price</b>													
O - SYPHON SUS 3/8" NPT	<b>600</b>													
ACSPSUSO2N	<b>Price</b>													
O - SYPHON SUS 1/2" NPT	<b>780</b>													

 [www.pneuma-engineering.co.th](http://www.pneuma-engineering.co.th)

 [fb.me/pneumaengineering](https://fb.me/pneumaengineering)

 094-452-2952


 Email : [pneuma.engineer@gmail.com](mailto:pneuma.engineer@gmail.com)

 @pneuma

# ACCESSORIES & OPTION

**NUOVA FIMA**

ACSPSUSU4N



U - SYPHON SUS 1/4" NPT

<b>ACSPSUSU4N</b>	<b>Price</b>
U -SYPHON SUS 1/4" NPT	<b>495</b>

ACSPSUSU3N



U - SYPHON SUS 3/8" NPT

<b>ACSPSUSU3N</b>	<b>Price</b>
U -SYPHON SUS 3/8" NPT	<b>600</b>

ACSPSUSU2N



U - SYPHON SUS 1/2" NPT

<b>ACSPSUSU3N</b>	<b>Price</b>
U -SYPHON SUS 1/2" NPT	<b>780</b>

ACNDTB4NF4NF



NEEDLE VALVE (T) BRASS 1/4"NPTF x 1/4"NPTF

<b>ACNDTB4NF4NF</b>	<b>Price</b>
BRASS 1/4"NPTFx1/4"NPTF	<b>220</b>

ACNDVS2NF2NF



NEEDLE VALVE SUS 316 1/2"NPTF x 1/2"NPTF

<b>ACNDVS2NF2NF</b>	<b>Price</b>
SUS316 1/2"NPTFx1/2"NPTF	<b>Call</b>

ACNDVS1NF1NF



NEEDLE VALVE SUS 316 1"NPTF x 1"NPTF

<b>ACNDVS1NF1NF</b>	<b>Price</b>
SUS316 1"NPTFx1"NPTF	<b>1,690</b>

ACNDVS4NF4NF



NEEDLE VALVE SUS 316 1/4"NPTF x 1/4"NPTF

<b>ACNDVS4NF4NF</b>	<b>Price</b>
SUS316 1/4"NPTFx1/4"NPTF	<b>1,170</b>

ACNDVS4NF4NM



NEEDLE VALVE 316 1/4"NPTFX x 1/4"NPTM 6000PSI

<b>ACNDVS4NF4NM</b>	<b>Price</b>
SUS316 1/4"NPTFx1/4"NPTF	<b>Call</b>

NFVVM2NM2NF



NEEDLE VALVE SUS 316L 1/2"NPTM x 1/2"NPTF

<b>NFVVM2NM2NF</b>	<b>Price</b>
SUS316L 1/2"NPTFx1/2"NPTF	<b>Call</b>



[www.pneuma-engineering.co.th](http://www.pneuma-engineering.co.th)



[fb.me/pneumaengineering](https://fb.me/pneumaengineering)



094-452-2952



Email : [pneuma.engineer@gmail.com](mailto:pneuma.engineer@gmail.com)



@pneuma

# ACCESSORIES & OPTION

**NUOMA FIMA**

ADB2BF3BM



ADAPTOR BRASS 1/2" BSPF x 3/8" BSPM

**ADB2BF3BM**

**Price**

1/2" BSPF x 3/8" BSPM

**Call**

ADB2BF4BM



ADAPTOR BRASS 1/2" BSPF x 1/4" BSPM

**ADB2BF4BM**

**Price**

1/2" BSPF x 1/4" BSPM

**Call**

ADB2NF3NM



ADAPTOR BRASS 1/2"NPTF x 3/8"NPTM

**ADB2NF3NM**

**Price**

1/2"NPTF x 3/8"NPTM

**Call**

ADB2NF4NM



ADAPTOR BRASS 1/2"NPTF x 1/4"NPTM

**ADB2NF4NM**

**Price**

1/2"NPTF x 1/4" NPTM

**Call**

ADB2XF6XM



ADAPTOR BRASS 1/2"F x 3/4"M

**ADB2XF6XM**

**Price**

1/2F x 3/4"M

**Call**

ADB4BF4NM



ADAPTOR BRASS 1/4"BSPF x 1/4"NPTM

**ADB4BF4NM**

**Price**

1/4"BSPF x 1/4"NPTM

**Call**

ADB4BF6BM



ADAPTOR BRASS 1/4"BSPF x 3/4"BSPM

**ADB4BF6BM**

**Price**

1/4"BSPF x 3/4"BSPM

**Call**

ADB4FF4NM



ADAPTOR BRASS 1/4"FLARE x 1/4"NPTM

**ADB4FF4NM**

**Price**

1/4"FLARE x 1/4"NPTF

**Call**

ADB4NF2NM



ADAPTOR BRASS 1/4"NPTF x 1/2"NPTM

**ADB4NF2NM**

**Price**

1/2"NPTF x 1/2"NPTF

**Call**



[www.pneuma-engineering.co.th](http://www.pneuma-engineering.co.th)



[fb.me/pneumaengineering](https://fb.me/pneumaengineering)



094-452-2952



Email : [pneuma.engineer@gmail.com](mailto:pneuma.engineer@gmail.com)



@pneuma

# ACCESSORIES & OPTION

**NUOVA FIMA**

ADB4NF2NM



ADAPTOR BRASS 1/4"NPTF x 1/2"NPTM

<b>ADB4NF2NM</b>	<b>Price</b>
1/4"NPTF x 1/2"NPTM	<b>Call</b>

ADB4NF3BM



ADAPTOR BRASS 1/4"NPTF x 3/8"BSPM

<b>ADB4NF3BM</b>	<b>Price</b>
1/4"NPTF x 3/8"BSPM	<b>Call</b>

ADB4NF3NM



ADAPTOR BRASS 1/4"NPTF x 3/8"NPTM

<b>ADB4NF3NM</b>	<b>Price</b>
1/4"NPTF x 3/8"NPTM	<b>Call</b>

ADB4NF4BM



ADAPTOR BRASS 1/4"NPTF x 1/4"BSPM

<b>ADB4NF4BM</b>	<b>Price</b>
1/4"NPTF x 1/4"BSPM	<b>Call</b>

ADB4NF8NM



ADAPTOR BRASS 1/4"NPTF x 1/8"NPTM

<b>ADB4NF8NM</b>	<b>Price</b>
1/4"NPTF x 1/8"NPTM	<b>Call</b>

ADB8NF4NM



ADAPTOR BRASS 1/8"NPTF x 1/4"NPTM

<b>ADB8NF4NM</b>	<b>Price</b>
1/8"NPTF x 1/4"NPTM	<b>Call</b>

ADT2XF2NM



ADAPTOR PTFE 1/2"NPTF x 1/2"NPTM

<b>ADT2XF2NM</b>	<b>Price</b>
1/2"NPTF x 1/2"NPTM	<b>Call</b>

ADT2NM4NM



ADAPTOR PTFE 1/2"NPTM x 1/4"NPTM

<b>ADT2NM4NM</b>	<b>Price</b>
1/2"NPTM x 1/4"NPTM	<b>Call</b>

ADT2NM2NM



ADAPTOR PTFE 1/2"NPTM x 1/2"NPTM

<b>ADT2NM2NM</b>	<b>Price</b>
1/2"NPTM x 1/2"NPTM	<b>Call</b>

# ACCESSORIES & OPTION

**NUOVA FIMA**

<p>ADS2NF2NF</p>  <p>ADAPTOR SUS 1/2"NPTF x 1/2"NPTF</p>	<p>ADS2XF2BM</p>  <p>ADAPTOR SUS 1/2"F x 1/2"BSPM</p>	<p>ADS2XF2NM</p>  <p>ADAPTOR SUS 1/2"F x 1/2"NPTM</p>			
<p><b>ADS2NF2NF</b> 1/2"NPTF x 1/2"NPTF</p>	<p><b>Price</b> <b>Call</b></p>	<p><b>ADS2XF2BM</b> 1/2"F x 1/2"BSPM</p>	<p><b>Price</b> <b>Call</b></p>	<p><b>ADS2XF2NM</b> 1/4"NPTF x 3/8"NPTM</p>	<p><b>Price</b> <b>Call</b></p>
<p>ADS2XF3BM</p>  <p>ADAPTOR SUS 1/2"F x 3/8"BSPM</p>	<p>ADS2XF3NM</p>  <p>ADAPTOR SUS 1/2"F x 3/8"NPTM</p>	<p>ADS2XF4BM</p>  <p>ADAPTOR SUS 1/2"F x 1/4"BSPM</p>			
<p><b>ADS2XF3BM</b> 1/2"F x 3/8"BSPM</p>	<p><b>Price</b> <b>Call</b></p>	<p><b>ADS2XF3NM</b> 1/2"F x 3/8"NPTM</p>	<p><b>Price</b> <b>Call</b></p>	<p><b>ADS2XF4NM</b> 1/2"F x 1/4"BSPM</p>	<p><b>Price</b> <b>Call</b></p>
<p>ADS2XF4NM</p>  <p>ADAPTOR SUS 1/2"F x 1/4"NPTM</p>	<p>ADS2XM38T</p>  <p>ADAPTOR SUS 1.5" x M x TRICLAMP 38</p>	<p>ADS3164NF2NM</p>  <p>BUSHING 316 1/4"NPTF x 1/2"NPTM</p>			
<p><b>ADS2XF4NM</b> 1/2"F x 1/4"NPTM</p>	<p><b>Price</b> <b>Call</b></p>	<p><b>ADS2XM38T</b> 1.5"x M x Triclamp 38</p>	<p><b>Price</b> <b>Call</b></p>	<p><b>AD3164NF2NM</b> 1/4"NPTF x 1/2"NPTM</p>	<p><b>Price</b> <b>Call</b></p>

 [www.pneuma-engineering.co.th](http://www.pneuma-engineering.co.th)

 [fb.me/pneumaengineering](https://fb.me/pneumaengineering)

 094-452-2952

 Email : [pneuma.engineer@gmail.com](mailto:pneuma.engineer@gmail.com)

 @pneuma

# ACCESSORIES & OPTION

**NUOVA FIMA**

ADS4NFM12



ADAPTOR SUS 1/4"F x M12 x 1.5

**ADB4NFM12**

**Price**

1/4"F x M12x1.5

**Call**

ADS4XF2BM



ADAPTOR SUS 1/4"F x 1/2"BSPM

**ADS4XF2BM**

**Price**

1/4"F x 1/2"BSPM

**Call**

ADS4XF3BM



ADAPTOR SUS 1/4"F x 3/8"BSPM

**ADS4XF3BM**

**Price**

1/4"F x 3/8"BSPM

**Call**

ADS4XF3NM



ADAPTOR SUS 1/4"F x 3/8"NPTM

**ADS4XF3NM**

**Price**

1/4"F x 3/8"NPTM

**Call**

ADS4XF4BTM



ADAPTOR SUS 1/4"F x 1/4"BTM

**ADS4XF4BTM**

**Price**

1/4"F x 1/4"BTM

**Call**

ADS4XF4NM



ADAPTOR SUS 1/4"F x 1/4"NPTM

**ADS4XF4NM**

**Price**

1/4"F x 1/4"NPTM

**Call**

ADS4XF8NM



ADAPTOR SUS 1/4"F x 1/8"NPTM

**ADS4XF8NM**

**Price**

1/4"F x 1/8"NPTF

**Call**

ADSCLAMP38T



TRICLAMP SIZE 38

**ADSCLAMP38T**

**Price**

TRICLAMP SIZE 38

**Call**

ADX2NM2NM



ADAPTOR SUS 316 1/2"NPTM x 1/2"NPTM

**ADX2NM2NM**

**Price**

1/2"NPTMx1/2"NPTF

**Call**



[www.pneuma-engineering.co.th](http://www.pneuma-engineering.co.th)



[fb.me/pneumaengineering](https://fb.me/pneumaengineering)



094-452-2952



Email : [pneuma.engineer@gmail.com](mailto:pneuma.engineer@gmail.com)



@pneuma

# ACCESSORIES & OPTION

**NUOVA FIMA**

ACSNBERB2N



PESSURE SNUBBER 1/2"NPTF x 1/2"NPTM

**ACSNBERB2N**

1/2"NPTF x 1/2"NPTM

**Price**

**Call**

ACSNBERB4N



PESSURE SNUBBER 1/4"NPT

**ACSNBERB4N**

1/4"NPT

**Price**

**Call**

NF5470B4NW



PESSURE SNUBBER BRASS 1/4"NPTF x 1/4"NPTM

**NF5470B4NW**

1/4"NPTF x 1/4"NPTM

**Price**

**Call**

FSNBERS2N



PESSURE SNUBBER AISI316 1/2"NPTF x 1/2"NPTM

**FSNBERS2N**

AISI316 1/2"NPTF x 1/2"NPTM

**Price**

**Call**

NFPOINTER



POINTER ADJUSTABLE FOR MGS18 DS 4" (100mm)

**NFPOINTER**

For MGS18 DS 4(100mm)

**Price**

**Call**

NF40PLEXIGS



PLASTIC WINDOW FOR MGS18 DS 4" (100mm)

**NF40PLEXIGS**

For MGS18 DS 4"(100mm)

**Price**

**Call**

NF40STGLASS



SAFETY GLASS FOR MGS18 DS 4" (100mm)

**ADX2NM2NM**

For MGS18 DS 4"(100mm)

**Price**

**Call**



[www.pneuma-engineering.co.th](http://www.pneuma-engineering.co.th)



[fb.me/pneumaengineering](https://fb.me/pneumaengineering)



094-452-2952



Email : [pneuma.engineer@gmail.com](mailto:pneuma.engineer@gmail.com)



@pneuma



# จำหน่ายอุปกรณ์นิวเมติกส์และอุปกรณ์สำหรับโรงงานอุตสาหกรรมทุกชนิด

SDPC BK VALVE CONEK ONEK NAWAMIN JIRCA KITZ Autonics delven EMERSON ASCA calpeda SUNYEH



TEL : 094-452-2952 E-MAIL : PNEUMA.ENGINEER@GMAIL.COM

 **Pneuma Engineering Co., Ltd**  
บริษัท นิวมา เอ็นจิเนียริง จำกัด

## บริษัท นิวมา เอ็นจิเนียริง จำกัด



จำหน่ายอุปกรณ์นิวเมติกส์ วาล์วลม วาล์วน้ำ วาล์วเป่าฝุ่น หัวขั้วลม หัวขั้วไฟฟ้า สายลม ข้อต่อลม ปืนลม เกจวัดแรงดันลม กระบอกลม ชุดกรองลม และอื่นๆอีกมากมาย

← **แสกนเพื่อติดตามไปรษณีย์**

**\*\*ขอใบกำกับภาษี หรือ ขอราคาพิเศษ รบกวนทุกแชท\*\***

call center 094-452-2952 e-mail: pneuma.engineer@gmail.com

### บริษัท นิวมา เอ็นจิเนียริง จำกัด (สำนักงานใหญ่)

เลขที่ 188/40 ซอยนวมินทร์ 42 แยก 27 ถนนนวมินทร์ แขวงคลองกุ่ม เขตบึงกุ่ม กรุงเทพมหานคร 10240 โทร. 094-452-2952

188/40 SOI NAWAMIN 42 YAEK 27, NAWAMIN ROAD KHLONG KUM, BUENG KUM BANGKOK 10240 TAX ID : 0105564087657  
Call Center: 094-452-2952

E-mail: pneuma.engineer@gmail.com

เลขประจำตัวผู้เสียภาษี: 0105564087657

