
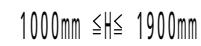
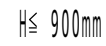


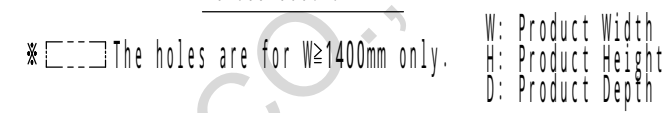
NOTE

1. The drawing holder is attached with screws.
Storage dimensions: W235 x H250 x thickness 38
2. Eye bolts are not assembled to body, they are attached as accessories.
3. Angle of eye bolt may vary depending on each enclosure.

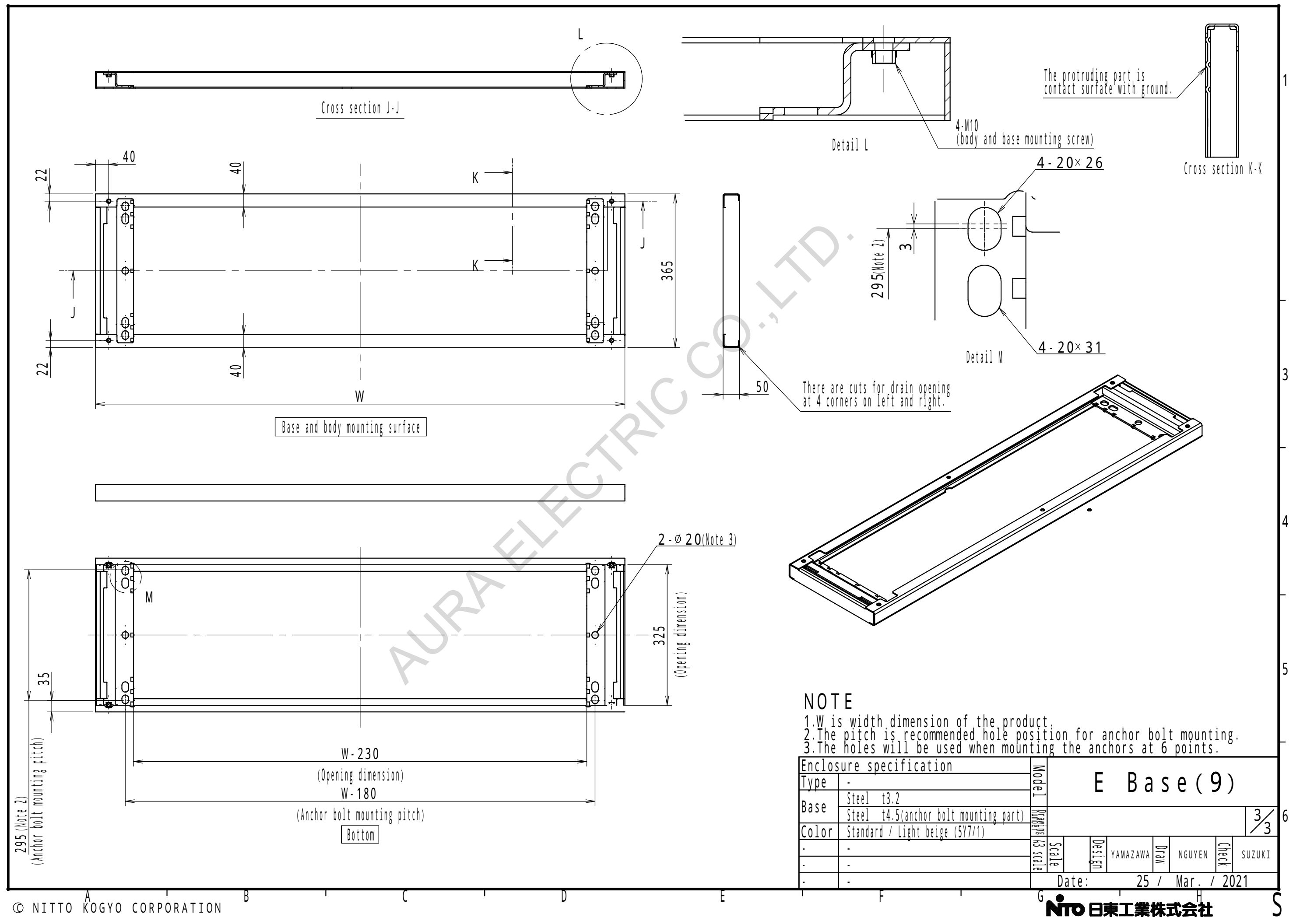
| | | | | | | | | | | | |
|-------------------------|--------------------------------------|-------|--|------------------------------|--------------|--------|--------|------|--------|-------|--------|
| Enclosure specification | | | | Model | E 40 - 714 A | | | | | | |
| Type | Indoor use, Floor standing, E40-714A | | | | | | | | | | |
| Body | Steel | t 2.3 | | Drawing plate A3 scale | | | | | | | |
| Door Cover | Steel | t 2.3 | | | | | | | | | |
| Mounting plate | Steel | t 2.3 | | | | | | | | | |
| Color | Standard / Light beige (5Y7/1) | | | Scale | 1:20 | Design | SUZUKI | Draw | NGUYEN | Check | SUZUKI |
| IP | IP5X (Category 2) | | | Date: 25 / Mar. / 2021 | | | | | | | |
| Weight | 99.0 kg | | | | | | | | | | |



© NITTO KOGYO CORPORATION



Date: 25 / Mar. / 2021



NOTE
1.W is width dimension of the product.
2.The pitch is recommended hole position for anchor bolt mounting.
3.The holes will be used when mounting the anchors at 6 points.

| | | | | | | | | | | | |
|-------------------------|---------------------------------------|--|--|------------------------|------------|----------|--|------|--------|-------|--------|
| Enclosure specification | | | | Model | E Base (9) | | | | | | |
| Type | - | | | | | | | | | | |
| Base | Steel t3.2 | | | Drawing number | | | | | 3/3 | | |
| | Steel t4.5(anchor bolt mounting part) | | | | | | | | | | |
| Color | Standard / Light beige (5Y7/1) | | | Scale | 6 | | | | | | |
| - | - | | | | Design | YAMAZAWA | | Draw | NGUYEN | Check | SUZUKI |
| - | - | | | | | | | | | | |
| - | - | | | | | | | | | | |
| | | | | Date: 25 / Mar. / 2021 | | | | | | | |