



NTN

JAPAN

FC204

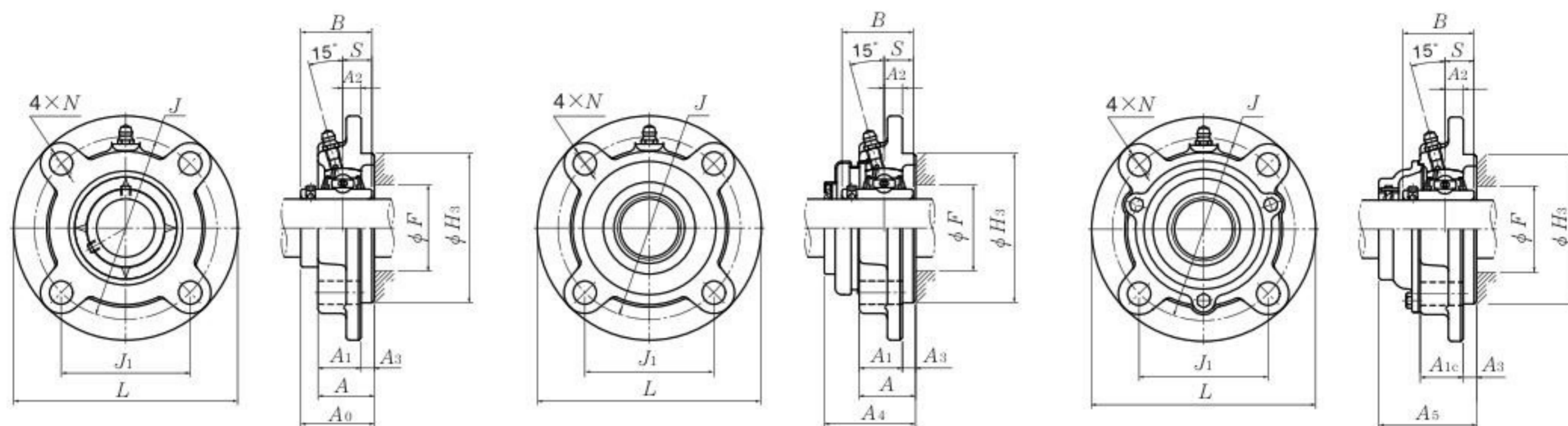
NTN

UCR04

32204



Round flanged units cast housing w/ spigot joint  
Set screw type



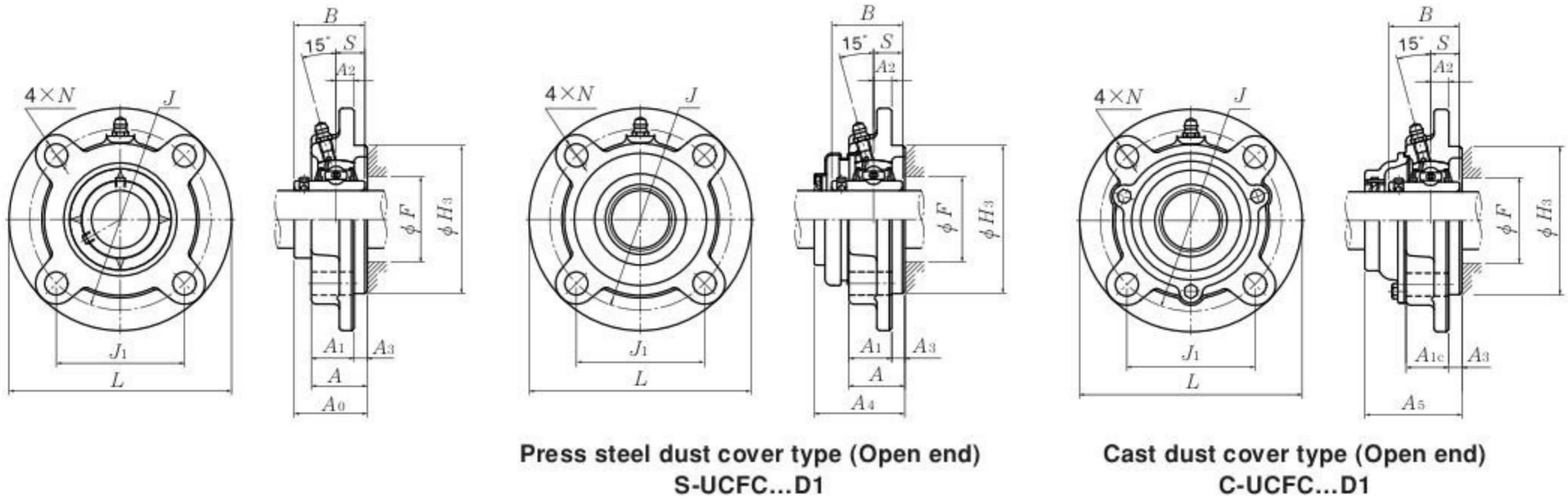
Press steel dust cover type (Open end)  
S-UCFC...D1

Cast dust cover type (Open end)  
C-UCFC...D1

Shaft dia.	Unit number <sup>1)</sup>	Nominal dimensions														Bolt size	
		mm		inch													mm
mm inch		L	J	(J <sub>1</sub> )	A <sub>2</sub>	N	A <sub>3</sub>	A <sub>1</sub>	A <sub>1c</sub>	A	H <sub>3</sub>	A <sub>0</sub>	B	S	F <sub>min</sub>	mm	inch
12 1/2	UCFC201D1 UCFC201-008D1	100 3 15/16	78 3 5/64	55.2 2 11/64	10 25/64	12 15/32	5 13/64	20.5 13/16	20.5 13/16	25.5 1	62 2.4409	33.3 1 15/16	31 1.2205	12.7 0.500	—	M10 3/8	
15 9/16 5/8	UCFC202D1 UCFC202-009D1 UCFC202-010D1	100 3 15/16	78 3 5/64	55.2 2 11/64	10 25/64	12 15/32	5 13/64	20.5 13/16	20.5 13/16	25.5 1	62 2.4409	33.3 1 5/16	31 1.2205	12.7 0.500	—	M10 3/8	
17 1 1/16	UCFC203D1 UCFC203-011D1	100 3 15/16	78 3 5/64	55.2 2 11/64	10 25/64	12 15/32	5 13/64	20.5 13/16	20.5 13/16	25.5 1	62 2.4409	33.3 1 5/16	31 1.2205	12.7 0.500	—	M10 3/8	
20 3/4	UCFC204D1 UCFC204-012D1	100 3 15/16	78 3 5/64	55.2 2 11/64	10 25/64	12 15/32	5 13/64	20.5 13/16	20.5 13/16	25.5 1	62 2.4409	33.3 1 5/16	31 1.2205	12.7 0.500	—	M10 3/8	
25 1 3/16 7/8 1 5/16 1	UCFC205D1 UCFC205-013D1 UCFC205-014D1 UCFC205-015D1 UCFC205-100D1	115 4 17/32	90 3 35/64	63.6 2 1/2	10 25/64	12 15/32	6 15/64	21 13/16	22 7/8	27 1 1/16	70 2.7559	35.8 1 13/32	34.1 1.3425	14.3 0.563	—	M10 3/8	
30 1 1/16 1 1/8 1 3/16 1 1/4	UCFC206D1 UCFC206-101D1 UCFC206-102D1 UCFC206-103D1 UCFC206-104D1	125 4 29/32	100 3 15/16	70.7 2 25/32	10 25/64	12 15/32	8 5/16	23 29/32	24.5 3 1/32	31 1 7/32	80 3.1496	40.2 1 37/64	38.1 1.5000	15.9 0.629	—	M10 3/8	
35 1 1/4 1 5/16 1 3/8 1 7/16	UCFC207D1 UCFC207-104D1 UCFC207-105D1 UCFC207-106D1 UCFC207-107D1	135 5 5/16	110 4 21/64	77.8 3 1/16	11 7/16	14 35/64	8 5/16	26 1 1/32	26 1 1/32	34 1 11/32	90 3.5433	44.4 1 3/4	42.9 1.6890	17.5 0.689	—	M12 7/16	
40 1 1/2 1 9/16	UCFC208D1 UCFC208-108D1 UCFC208-109D1	145 5 23/32	120 4 23/32	84.9 3 11/32	11 7/16	14 35/64	10 25/64	26 1 1/32	27.5 1 5/64	36 1 27/64	100 3.9370	51.2 2 1/64	49.2 1.9370	19 0.748	—	M12 7/16	
45 1 5/8 1 11/16 1 3/4	UCFC209D1 UCFC209-110D1 UCFC209-111D1 UCFC209-112D1	160 6 5/16	132 5 13/64	93.3 3 43/64	10 25/64	16 5/8	12 15/32	26 1 1/32	28 1 7/64	38 1 1/2	105 4.1339	52.2 2 3/64	49.2 1.9370	19 0.748	—	M14 1/2	

Remarks: 1) These numbers indicate relubricatable type. If maintenance free type is needed, please order without suffix "D1".  
Note: Please refer to page 36 for size of grease fitting.

Round flanged units cast housing w/ spigot joint  
Set screw type



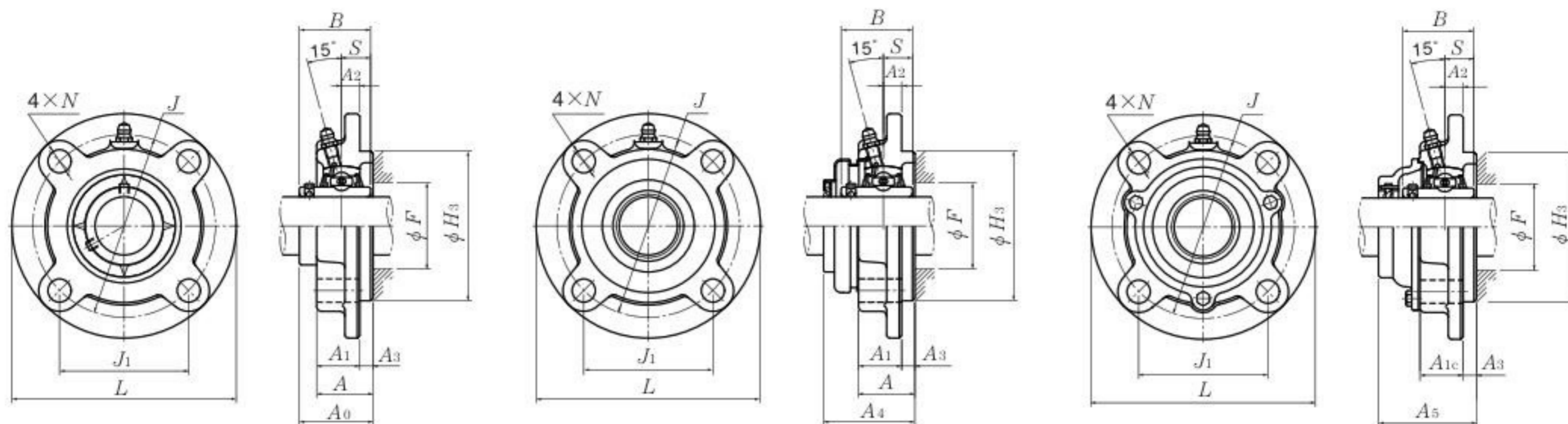
Press steel dust cover type (Open end)  
S-UCFC...D1

Cast dust cover type (Open end)  
C-UCFC...D1

Shaft dia.	Unit number <sup>1)</sup>	Nominal dimensions														Bolt size
		mm							inch							
mm inch		L	J	(J <sub>1</sub> )	A <sub>2</sub>	N	A <sub>3</sub>	A <sub>1</sub>	A <sub>1c</sub>	A	H <sub>3</sub>	A <sub>0</sub>	B	S	F <sub>min</sub>	mm inch
50	UCFC210D1	165	138	97.6	10	16	12	28	29	40	110	54.6	51.6	19	—	M14
1 <sup>13</sup> / <sub>16</sub>	UCFC210-113D1															
1 <sup>7</sup> / <sub>8</sub>	UCFC210-114D1	6 <sup>1</sup> / <sub>2</sub>	5 <sup>7</sup> / <sub>16</sub>	3 <sup>27</sup> / <sub>32</sub>	25/64	5/8	15/32	1 <sup>3</sup> / <sub>32</sub>	1 <sup>5</sup> / <sub>32</sub>	1 <sup>37</sup> / <sub>64</sub>	4.3307	2 <sup>5</sup> / <sub>32</sub>	2.0315	0.748	—	1/2
1 <sup>15</sup> / <sub>16</sub>	UCFC210-115D1															
2	UCFC210-200D1															
55	UCFC211D1	185	150	106.1	13	19	12	31	32.5	43	125	58.4	55.6	22.2	—	M16
2	UCFC211-200D1															
2 <sup>1</sup> / <sub>16</sub>	UCFC211-201D1	7 <sup>9</sup> / <sub>32</sub>	5 <sup>29</sup> / <sub>32</sub>	4 <sup>11</sup> / <sub>64</sub>	33/64	3/4	15/32	1 <sup>7</sup> / <sub>32</sub>	1 <sup>9</sup> / <sub>32</sub>	1 <sup>11</sup> / <sub>16</sub>	4.9213	2 <sup>19</sup> / <sub>64</sub>	2.1890	0.874	—	5/8
2 <sup>1</sup> / <sub>8</sub>	UCFC211-202D1															
2 <sup>3</sup> / <sub>16</sub>	UCFC211-203D1															
60	UCFC212D1	195	160	113.1	17	19	12	36	38	48	135	68.7	65.1	25.4	—	M16
2 <sup>1</sup> / <sub>4</sub>	UCFC212-204D1															
2 <sup>5</sup> / <sub>16</sub>	UCFC212-205D1	7 <sup>11</sup> / <sub>16</sub>	6 <sup>19</sup> / <sub>64</sub>	4 <sup>29</sup> / <sub>64</sub>	43/64	3/4	15/32	1 <sup>13</sup> / <sub>32</sub>	1 <sup>1</sup> / <sub>2</sub>	1 <sup>57</sup> / <sub>64</sub>	5.3150	2 <sup>45</sup> / <sub>64</sub>	2.5630	1.000	—	5/8
2 <sup>3</sup> / <sub>8</sub>	UCFC212-206D1															
2 <sup>7</sup> / <sub>16</sub>	UCFC212-207D1															
65	UCFC213D1	205	170	120.2	16	19	14	36	38	50	145	69.7	65.1	25.4	—	M16
2 <sup>1</sup> / <sub>2</sub>	UCFC213-208D1	8 <sup>1</sup> / <sub>16</sub>	6 <sup>11</sup> / <sub>16</sub>	4 <sup>47</sup> / <sub>64</sub>	5/8	3/4	35/64	1 <sup>13</sup> / <sub>32</sub>	1 <sup>1</sup> / <sub>2</sub>	1 <sup>31</sup> / <sub>32</sub>	5.7087	2 <sup>3</sup> / <sub>4</sub>	2.5630	1.000	—	5/8
2 <sup>9</sup> / <sub>16</sub>	UCFC213-209D1															
70	UCFC214D1	215	177	125.2	17	19	14	40	39.5	54	150	75.4	74.6	30.2	94	M16
2 <sup>5</sup> / <sub>8</sub>	UCFC214-210D1															
2 <sup>11</sup> / <sub>16</sub>	UCFC214-211D1	8 <sup>15</sup> / <sub>32</sub>	6 <sup>31</sup> / <sub>32</sub>	4 <sup>59</sup> / <sub>64</sub>	43/64	3/4	35/64	1 <sup>37</sup> / <sub>64</sub>	1 <sup>9</sup> / <sub>16</sub>	2 <sup>1</sup> / <sub>8</sub>	5.9055	2 <sup>31</sup> / <sub>32</sub>	2.9370	1.189	3 <sup>45</sup> / <sub>64</sub>	5/8
2 <sup>3</sup> / <sub>4</sub>	UCFC214-212D1															
75	UCFC215D1	220	184	130.1	18	19	16	40	43	56	160	78.5	77.8	33.3	100	M16
2 <sup>13</sup> / <sub>16</sub>	UCFC215-213D1															
2 <sup>7</sup> / <sub>8</sub>	UCFC215-214D1	8 <sup>21</sup> / <sub>32</sub>	7 <sup>1</sup> / <sub>4</sub>	5 <sup>1</sup> / <sub>8</sub>	45/64	3/4	5/8	1 <sup>37</sup> / <sub>64</sub>	1 <sup>11</sup> / <sub>16</sub>	2 <sup>13</sup> / <sub>64</sub>	6.2992	3 <sup>3</sup> / <sub>32</sub>	3.0630	1.311	3 <sup>15</sup> / <sub>16</sub>	5/8
2 <sup>15</sup> / <sub>16</sub>	UCFC215-215D1															
3	UCFC215-300D1															
80	UCFC216D1	240	200	141.4	18	23	16	42	43	58	170	83.3	82.6	33.3	105	M20
3 <sup>1</sup> / <sub>16</sub>	UCFC216-301D1															
3 <sup>1</sup> / <sub>8</sub>	UCFC216-302D1	9 <sup>7</sup> / <sub>16</sub>	7 <sup>7</sup> / <sub>8</sub>	5 <sup>9</sup> / <sub>16</sub>	45/64	29/32	5/8	1 <sup>21</sup> / <sub>32</sub>	1 <sup>11</sup> / <sub>16</sub>	2 <sup>9</sup> / <sub>32</sub>	6.6929	2 <sup>9</sup> / <sub>32</sub>	3.2520	1.311	4 <sup>1</sup> / <sub>8</sub>	3/4
3 <sup>3</sup> / <sub>16</sub>	UCFC216-303D1															

Remarks: 1) These numbers indicate relubricatable type. If maintenance free type is needed, please order without suffix "D1".  
Note: Please refer to page 36 for size of grease fitting.

Round flanged units cast housing w/ spigot joint  
Set screw type



Press steel dust cover type (Open end)  
S-UCFC...D1

Cast dust cover type (Open end)  
C-UCFC...D1

Shaft dia.	Unit number <sup>1)</sup>	Nominal dimensions														Bolt size		
		mm		inch													mm	
mm	inch	L	J	(J <sub>1</sub> )	A <sub>2</sub>	N	A <sub>3</sub>	A <sub>1</sub>	A <sub>1c</sub>	A	H <sub>3</sub>	A <sub>0</sub>	B	S	F <sub>min</sub>	mm	inch	
85	UCFC217D1	250	208	147.1	18	23	18	45	45.5	63	180	87.6	85.7	34.1	113	M20		
3 1/4	UCFC217-304D1																	
3 5/16	UCFC217-305D1	9 27/32	8 3/16	5 51/64	45/64	29/32	45/64	1 25/32	1 51/64	2 31/64	7.0866	3 29/64	3.3740	1.343	4 7/16	3/4		
3 7/16	UCFC217-307D1																	
90	UCFC218D1	265	220	155.6	22	23	18	50	50	68	190	96.3	96	39.7	191	M20		
3 1/2	UCFC218-308D1	10 7/16	8 21/32	6 1/8	55/64	29/32	45/64	1 31/32	1 31/32	2 43/64	7.4803	3 51/64	3.7795	1.563	4 11/16	3/4		

Remarks: 1) These numbers indicate relubricatable type. If maintenance free type is needed, please order without suffix "D1".

Note: Please refer to page 36 for size of grease fitting.