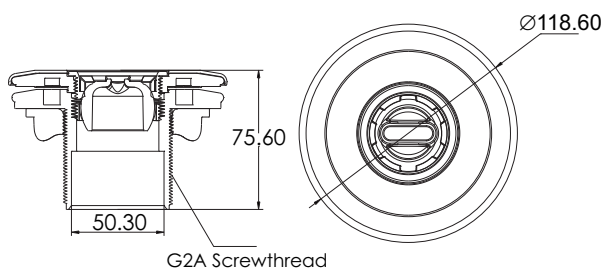
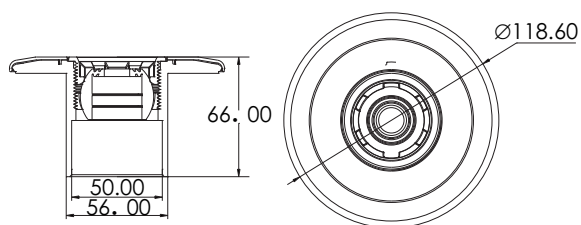


RETURN INLET



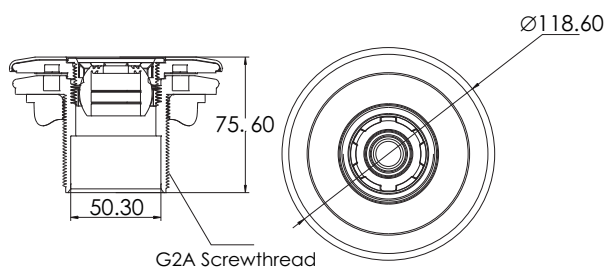
Model	Code	Colour	Material
EM4412	88094612	White	ABS

- 1) For vinyl pool and liner pool
- 2) G2A external thread, can be installed with G2 internal thread connector
- 3) Metric Ø 50mm solvent internal
- 4) Imperial 1.5" solvent internal
- 5) Adjustable angle



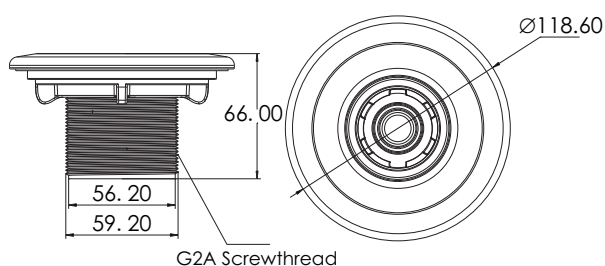
Model	Code	Colour	Material
EM4413	88094712	White	ABS

- 1) For vinyl pool and liner pool
- 2) Metric Ø 50mm solvent internal
- 3) To glue into Metric Ø 63mm 10 bar pipe
- 4) Imperial 1.5" solvent internal
- 5) To glue into Imperial 2" Class 12 pipe
- 6) Adjustable angle



Model	Code	Colour	Material
EM4414	88094812	White	ABS

- 1) For vinyl pool and liner pool
- 2) G2A external thread, can be installed with G2 internal thread connector
- 3) Metric Ø 50mm solvent internal
- 4) Imperial 1.5" solvent internal
- 5) Adjustable angle



Model	Code	Colour	Material
EM4415	88094912	White	ABS

- 1) For vinyl pool and liner pool
- 2) G2A external thread, can be installed with G2 internal thread connector
- 3) Metric Ø 50mm solvent internal
- 4) Imperial 1.5" solvent internal
- 5) Adjustable angle

