

Earth-Rite® II MGV

Mobile Ground Verification System



The **Earth-Rite® II** Mobile Ground Verification system (MGV) is a unique, patented technology designed to provide automatic confirmation of a positive electrostatic ground connection for trucks collecting and transferring flammable / combustible products.

Inquiry > Click here to submit a product related query or a request for quotation.

Vacuum trucks and tank trucks, including their hoses and hose connections, are susceptible to static charge accumulation during the transfer of product into or out of the truck's containment system. This accumulation of static charge is equivalent to a hidden source of ignition and if discharged as a static spark can lead to the ignition of the product or the atmosphere in which the truck and material handling team is operating.

To mitigate the risk of incendive static spark discharges the **API standard 2219: Safe Operation of Vacuum Trucks in Petroleum Service** recommends that vacuum truck

operators transferring flammable and combustible product in hazardous locations must fully ground the truck prior to any other task in the transfer operation by connecting the truck to a **“proven ground source”**.

The Earth-Rite II MGV is designed to enable operators establish safe grounding of their vehicle in accordance with this standard.



Earth-Rite II MGV Mobile Grounding Verification System

Typical Grounding Applications:

- > Cleaning & material recovery operations for on-site cleaning of storage tanks and chemical spills.
- > Transporting chemicals to various stages of production on chemical manufacturing sites.
- > Transporting flammable product to external sites where installed grounding systems are not present or have not been verified by the supplier.
- > Hazmat Recovery operations recovering flammable spillages following transportation and loss of containment incidents.

Earth-Rite® II MGV Mobile Ground Verification System

The **Earth-Rite II MGV** system performs two system checks which ensures the vehicle can dissipate static charges for the duration of the transfer process.

1. Static Ground Verification

The MGV system ensures the connection resistance of the object that is identified as the ground source to earth, is low enough to safely dissipate static charges from the truck.

2. Continuous Ground Loop Monitoring

When the Static Ground Verification process is confirmed, the Earth-Rite II MGV system continuously monitors the connection resistance of the truck to this verified grounding point for the duration of the transfer process. This connection resistance must be maintained at 10 ohms (or less) for the duration of the transfer process.

Two output contacts located in the control unit of the Earth-Rite II MGV system can interlock with pumps or other control devices to prevent transfer operations should a static ground connection fail to be established or maintained for the transfer process.

Easy and quick Operation

Removing the need for taking manual resistance readings or interacting with complex system interfaces the operator activates the system by simply connecting the system's grounding clamp to a site designated grounding point, buried metal structure (pipes, storage tanks) or temporary points like buried grounding rods.

When the **Static Ground Verification** and **Continuous Ground Loop Monitoring** checks are positive, a cluster of attention grabbing green LEDs pulse continuously informing the operator that the truck is securely grounded.

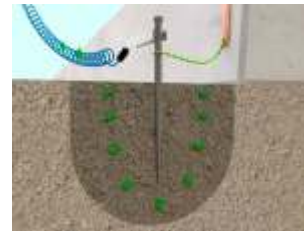


The Earth-Rite II MGV static grounding system can be mounted on vacuum trucks and tank trucks.

The Earth-Rite® II MGV forms part of the Earth-Rite® range of Static Grounding and Bonding Equipment available from Newson Gale.



Quick release static grounding clamp supplied with the Earth-Rite II MGV attached to buried rod.



Static Ground Verification check



Continuous Ground Loop Monitoring check

- System Installation**
- > The Earth-Rite II system is powered by the vehicle's primary 24 V or 12 V battery supply with the control unit mounted on the truck chassis.
 - > The system can be interlocked with the on-board pump, vehicle mounted strobe lights or audible alarms to provide material handlers with additional levels of security.

Options
 Ex(d)/XP enclosure for trucks parked in Zone 1 / Class I, Div.1
 Intrinsically Safe (I.S) Switching PCB

Certification

Ingress Protection
 IP 66 / Type 4X

Temperature Range
 -40°F to +131°F - cCSAus
 -40°C to +55°C - ATEX/IECEX

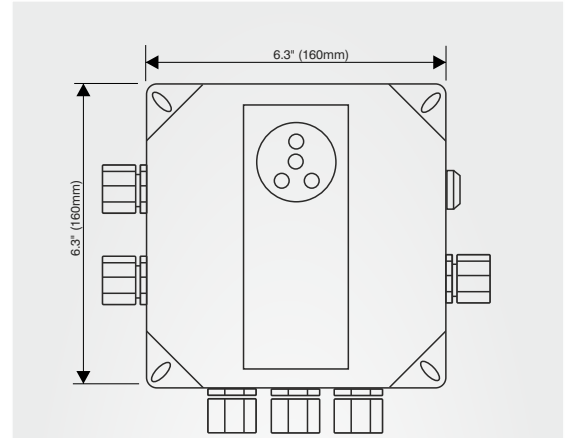
Power Supply
 12 V or 24 V DC

Earth-Rite® II MGV Mobile Ground Verification System

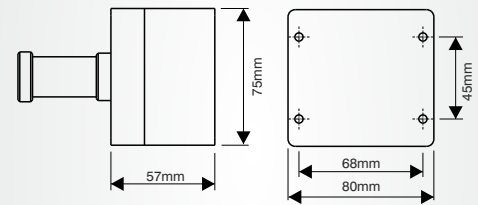
Technical Specification

GRP (Class I, II, III - Div. 2 installations)

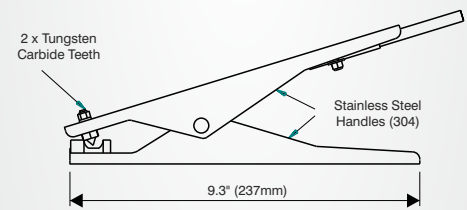
Power Supply & Monitoring-Unit	
Power supply	12 V or 24 V DC
Power rating	10 watt
Ambient temperature range	-13°F to +131°F
Ingress protection	Type 4X (IP 66)
Weight	4.4 lb (2 kgs) nett
Construction	Static Dissipative Glass Reinforced Polyester
Monitoring circuit	Intrinsically safe
Operational ground series resistance	Nominally ≤ 10 Ohm
Output Relay Contact Rating	2 off dry contacts, 250 V AC, 5 A, 500 VA max resistive 30 V DC, 2 A, 60 W max resistive
I.S. Switching PCB (NAMUR compatible)	30 V DC, 500 mA Li = 0H, Ci = 0F Optional extra - See system options
Cable Entries	7 x M ²⁰ (4 plugged)
Junction Box/Stowage Point	
Enclosure Material	GRP with carbon loading
Terminals	2 x AWG #14 (2.5mm ²) conductor capacity
Cable Entries	1 x M20
Clamp Cable Connection	Quick Connect
Grounding Clamp	
Clamp Design	2 pole with tungsten carbide teeth
Body	Stainless steel
Certification	Ex II 1 GD T6
Approval	FM Approved
Spiral Cable	
Cable	Blue Cen-Stat Hytrel sheath (Static dissipative, chemical & abrasion resistant)
Conductors	2 x AWG #18 copper
Length	50 ft. extended (optional cable reel and additional lengths of Hytrel cable available - please inquire)



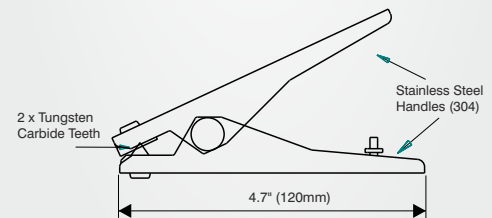
Earth-Rite II MGV in certified static dissipative enclosure consisting of ground loop monitoring module and 12 V/24 V DC power supply for operation in Zone 2, Zone 21 / 22 dust (Class I, II, III, Div.2) atmospheres



Junction Box/Stowage Point



Static Grounding Clamp



Static Grounding Clamp

ATEX certified / FM Approved 2 Pole stainless steel grounding clamp fitted with one pair of tungsten carbide teeth

Earth-Rite® II MGV Mobile Ground Verification System

Hazardous Area Certification

<p>Europe / International:</p> <hr/> <p>IECEX Ex ec nC [ia] IIC T4 Gc(Ga) (gas & vapour) Ex tb IIIC T70°C Db (combustible dusts) Ta = -40°C to +55°C IECEX EXV 19.0059X IECEX certifying body: ExVeritas</p> <p>ATEX Ex II 3(1) G Ex II 2D Ex ec nC [ia] IIC T4 Gc(Ga) Ex tb IIIC T70°C Db Ta = -40°C to +55°C ExVeritas 19ATEX0545X ATEX Notified Body: ExVeritas</p>	<p>North America:</p> <hr/> <p>NEC 500 / CEC (Class & Division) Associated Equipment [Ex ia] for use in Class I, Div. 2, Groups A, B, C, D Class II, Div. 2, Groups E, F, G Class III, Div. 2, Providing Intrinsically Safe circuits for Class I, Div. 1, Groups A, B, C, D Class II, Div. 1, Groups E, F, G Class III, Div. 1 When installed per Control Dwg; ERIL-Q-10165 cCSAus Ta = -25°C to +55°C Ta = -13°F to +131°F</p> <p>OSHA recognised NRTL: CSA.</p> <p>NEC 505 & 506 (Class & Zoning) Class I, Zone 2, (Zone 0), AEx nA[ia] IIC T4 (gas & vapour) Class II, Zone 21, AEx tD[iaD] 21, T70°C, (combustible dusts)</p> <p>CEC Section 18 (Class & Zoning) Class I, Zone 2 (Zone 0) Ex nA[ia] IIC T4 DIP A21, IP66, T70°C</p>
---	---

Additional Certification

<p>Safety Integrity Level:</p> <hr/> <p>SIL assessment body:</p> <hr/> <p>EMC Tested:</p>	<p>SIL 2 (in accordance with IEC/EN 61508)</p> <hr/> <p>Exida</p> <hr/> <p>to EN 61000-6-3, EN 61000-6-2 FCC - Part 15 (Class B)</p>
--	---

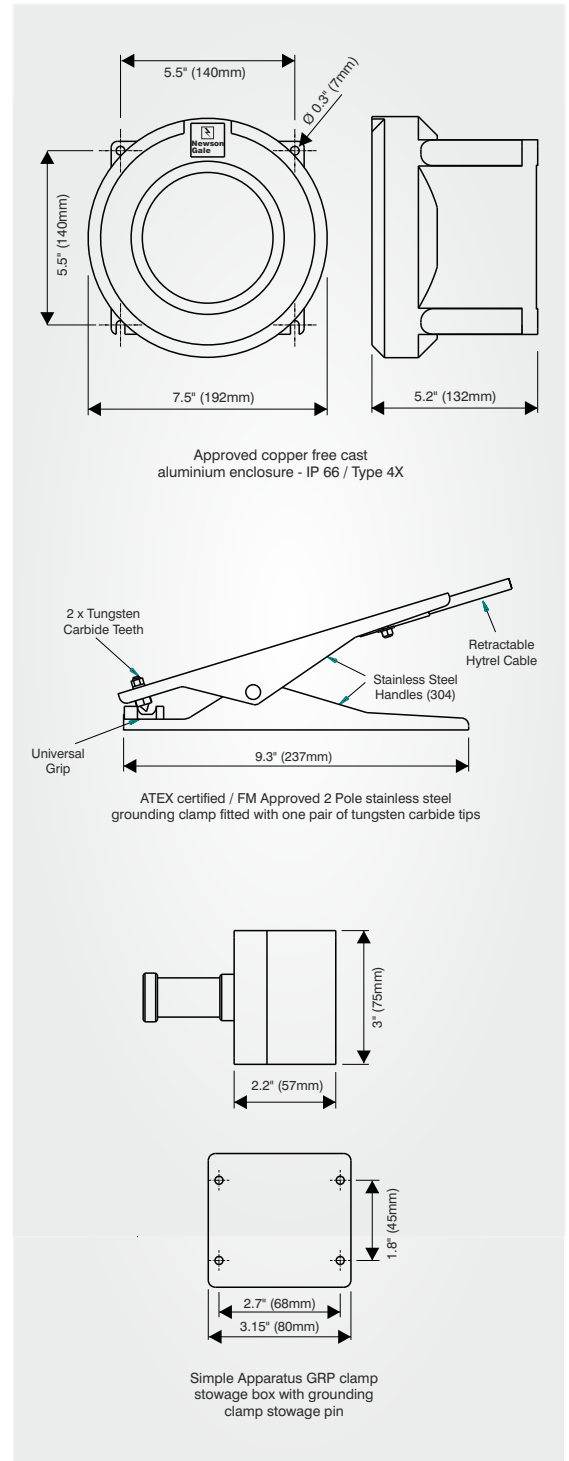


Earth-Rite® II MGV Mobile Ground Verification System

Technical Specification and Certification Data

XP (Class I, II, III - Div. 1 Installation)

Monitoring unit	
Power supply	12 V or 24 V DC
Power rating	10 watt
Ambient temperature range	-40°F to +122°F (-40°C to +50°C)
Ingress protection	Type 4X (IP 66)
Weight	9.9 lbs (4.5 kgs) nett
Construction	Copper-free cast aluminium
Monitoring circuit	Intrinsically safe
Operational Series Ground Resistance	Nominally ≤ 10 Ohm
Output Relay Contact Rating	2 off dry contacts, 250 V AC, 5 A, 500 VA max resistive 30 V DC, 2 A, 60 W max resistive
I.S. Switching PCB (NAMUR compatible)	30 V DC, 500 mA Li = 0H, Ci = 0F Optional extra - See system options
Cable Entries	7 x 3/4" NPT (Supplied with 4 stopper plugs)
Junction Box/Stowage Point	
Enclosure Material	GRP with carbon loading
Terminals	2 x AWG #14 conductor capacity
Cable Entries	1 x M20
Clamp Cable Connection	Quick Connect
Grounding Clamp	
Clamp Design	2 pole with tungsten carbide teeth
Body	Stainless steel
Certification	Ex II 1 GD T6
Approval	FM Approved
Spiral Cable	
Cable	Blue Cen-Stat Hytrel sheath (Static dissipative, chemical & abrasion resistant)
Conductors	2 x AWG #18 copper
Length	50 ft. (15 m) extended (optional cable reel and additional lengths of Hytrel cable available - please inquire)



Earth-Rite® II MGV Mobile Ground Verification System

Hazardous Area Certification

Europe / International:	North America:
<p>IECEX Ex d[ia] IIC T6 Gb(Ga) (gas & vapour) Ex tb IIIC T80°C IP66 Db (combustible dusts) Ta = -40°C to +55°C IECEX EXV 19.0052 IECEX certifying body: ExVeritas</p> <p>ATEX II 2(1)GD Ex d[ia] IIC T6 Gb(Ga) Ex tb IIIC T80°C IP66 Db Ta = -40°C to +55°C ExVeritas 19ATEX0537 ATEX Notified Body: ExVeritas</p>	<p>NEC 500 / CEC (Class & Division) Associated Equipment [Ex ia] for use in Class I, Div. 1, Groups A, B, C, D Class II, Div. 1, Groups E, F, G Class III, Div. 1 Providing intrinsically safe circuits for Class I, Div. 1, Groups A, B, C, D Class II, Div. 1, Groups E, F, G Class III, Div. 1 When installed per Control Dwg: ERll-Q-10110 cCSAus Ta = -40°C to +50°C Ta = -40°F to +122°F</p> <p>OSHA recognised NRTL: CSA</p> <p>NEC 505 & 506 (Class & Zoning) Class I, Zone 1 [0] AEx d[ia] IIC T6 Gb(Ga) (gas & vapour) Class II, Zone 21 [20] AEx tD [iaD] 21 T80°C (combustible dusts)</p> <p>CEC Section 18 (Class & Zoning) Class I, Zone 1[0] Ex d[ia] IIC T6 Gb(Ga) DIP A21, IP66, T80°C</p>

Additional Certification

Safety Integrity Level:	SIL 2 (in accordance with IEC/EN 61508)
SIL assessment body:	Exida
EMC Tested:	to EN 61000-6-3, EN 61000-6-2 FCC - Part 15 (Class B)



Earth-Rite® II MGV Mobile Ground Verification System

System Options

Newson Gale supplies a range of product options that enhance the control and general safety of transfer processes and aid engineers with system installations and routine system service checks. Contact Newson Gale or your local Newson Gale representative for more information on the range of options available.

Portable Static Grounding Kit

A quick and easy to use grounding kit which may be swiftly deployed in emergency or combustible material transfer operations where pre-existing designated grounding points are not available or accessible.

The portable grounding kit combines multiple shortened grounding rods (14" long) with surface wire grounding techniques to provide acceptably low resistance for static grounding requirements in field operations.

The flexible array of interconnected grounding rods is inserted into the soil at specified intervals to maximize the capacity to safely dissipate static electricity from mobile trucks, service vehicles and other equipment.

- > Kit includes multiple rods, surface grounding wires, ground tab and driver tool
- > Quick and easy to install and retrieve
- > Static Grounding Canvas Kit Bag for Portable Grounding Kit and Cen-Stat™ Clamps, Assemblies and Tools



Retractable Cable Reel

The retractable cable reel is supplied for grounding system installations where customers want to ensure the grounding clamp and cable are returned to the static grounding system by operators and drivers on completion of the product transfer process. The **Reel** can be used in conjunction with the **Earth-Rite II RTR**, **Earth-Rite II MGV** and **Earth-Rite II PLUS**.

- > Certified for ATEX Zone 1 and 21 hazardous areas
- > Self-retracting with up to 15 m (50 ft.) of Hytrel® protected cable
- > Silver plated ultra low resistance slip ring contacts



Earth-Rite® II MGV Mobile Ground Verification System

Contact Us > Your inquiry will be processed rapidly via our webform enquiry service. If you would prefer to call us, or e-mail us, please use the contact details provided below.

Earth-Rite II MGV Tester

This Tester provides competent electrical personnel with the ability to confirm that the functional characteristics of the Earth-Rite II MGV static grounding system are working to parameters that will confirm a truck is safely grounded when deployed in the field. The easy to use tester enables the user to “dial in” a number of settings via a pair of rotary switches that indicate the Earth-Rite II MGV system is fit for use. The Tester should be used during the installation of Earth-Rite II MGV systems and during scheduled maintenance for trucks on which Earth-Rite II MGV systems are installed.



Functional Parameter Tests:

- > **Static Ground Verification**
Ensures the Earth-Rite II MGV only goes permissive on a value of resistance to True Earth that is capable of dissipating static charges safely
- > **Continuous Loop Monitoring**
Ensures the Earth-Rite II MGV system only goes permissive when the connection resistance between the truck and ground source is 10 ohms or less
- > **Clamp and Cable test**
Ensures good continuity in the circuit through the grounding clamp teeth, conductors and Quick Connect

Intrinsically Safe (I.S) Switching PCB

The I.S Switching PCB is an additional circuit board added to Newson Gale system enclosures that enable users to directly interface with, and switch intrinsically safe circuits without the need for additional equipment. The I.S Switching PCB is designed not to affect the I.S signals electrical parameters and is compatible with the **Earth-Rite II RTR, MGV, PLUS** and **FIBC** platforms.



- > 30 V DC, 500 mA
- > Li = 0H, Ci = 0F
- > Suitable for Ex ia, ib, ic rated intrinsically safe circuits only
- > NAMUR Compatible

United Kingdom
Newson Gale Ltd
Omega House
Private Road 8
Colwick, Nottingham
NG4 2JX, UK
+44 (0)115 940 7500
groundit@newson-gale.co.uk

Deutschland
IEP Technologies GmbH
Kaiserswerther Str. 85C
40878 Ratingen
Germany
+49 (0)2102 5889 0
erdung@newson-gale.de

United States
IEP Technologies LLC
417-1 South Street
Marlborough, MA 01752
USA
+1 732 961 7610
groundit@newson-gale.com

South East Asia
ngsea@newson-gale.com