

Compliances: ETL Verified FAA L-806 FAA Advisory Circular 150/5345-27E
 ETL Verified FAA L-807 FAA Advisory Circular 150/5345-27E
 Registered ISO 9001:2015
 Transport Canada CAR 325.31
 ICAO Annex 14, Volume II Heliports, Paragraph 5.1
 Australia CASA MOS Part 139, Section 9.6
 UK CAP 437 ed. 8



A wind cone is used to visually indicate wind direction at airports and heliports. Point Lighting wind cones are installed at airports, hospitals, corporate headquarters and military bases around the world. Point recommends the PWC-8061L-1-ON-FF-G-T-SM for roof top heliport installations. This wind cone is easily serviced from a step ladder or unbolted to lower.

FAA Type	Size	Lighting	Power	Windsock	Options
806: Frangible	1: 8-ft Sock, Size 1	L: Lighted	1: 120V*	ON: Orange Nylon	See Table
807: Rigid	2: 12-ft Sock, Size 2	Style I	2: 230V*	RW: Red/White	page 3
	4: 1.2m Sock (SEE PAGE 6)	U: Unlighted	3: 24V DC*	WH: White Nylon	
	5: 2.4m Sock (SEE PAGE 6)	Style II	0: None	YL: Yellow Nylon CASA	

PWC-8071L-1-ON-HBA
FAA L-807 SIZE 1

Size 1: 8-ft sock has 18-inch diameter frame
 Size 2: 12-ft sock has 36-inch diameter frame
 Size 4: 1.2m sock has 0.3m diameter frame
 Externally lighted only.
 Size 5: 2.4m sock has 0.6m diameter frame
 All lighted versions include obstruction light
 Suitable for use at -55 to +55 degrees C

* -2 (230V) is for externally lighted only.
 -1 is for 120V externally lighted and for the universal AC voltage internally lighted option -B.
 -3 (24V DC) is for internally lighted only.



PWC-8061L-1-ON-FF-SM
FAA L-806 SIZE 1

ROOF MOUNTED WIND CONES

For increased safety, POINT LIGHTING CORPORATION recommends the use of the low height 806 type wind cone with option -G, rigid machined coupling to reduce frangibility, and option -T, stainless steel tether. Any roof mounted equipment will be a hazard to persons below if it is struck or otherwise comes apart due to high wind, excessive snow accumulation, etc.

We recommend option -SM (see page 2) for all roof sites and it can be a useful method for ground concrete pads as well.

HAZARDOUS ATMOSPHERE SITES

For a site requiring a wind cone with Class I, Division 2 rating, please see file WC115EX.



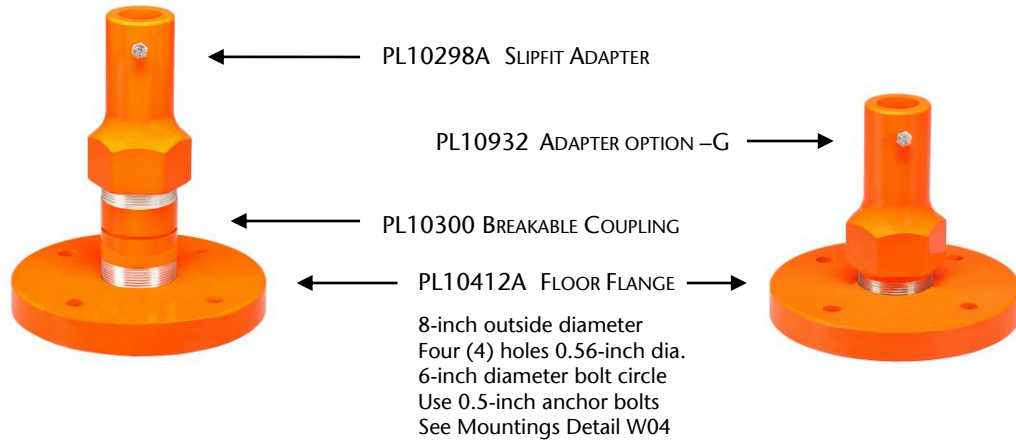
STAND MOUNT OPTION -SM
FOR PWC-806XX
INCLUDES BRACKET & JUNCTION BOX
SEE "MOUNTINGS" DETAILS W01 & W03

FRANGIBLE MOUNTING
TYPICAL FOR GROUND SITES

RIGID MOUNTING
TYPICAL FOR ROOF SITES
WITH OPTION -G RIGID COUPLING



PWC-8061L COUPLING & FLOOR FLANGE SUBASSEMBLY





POINT WIND CONE
PWC
FAA L-806 & L-807

PWC SIZE 1 WITH LED LIGHTING OPTIONS -D -L

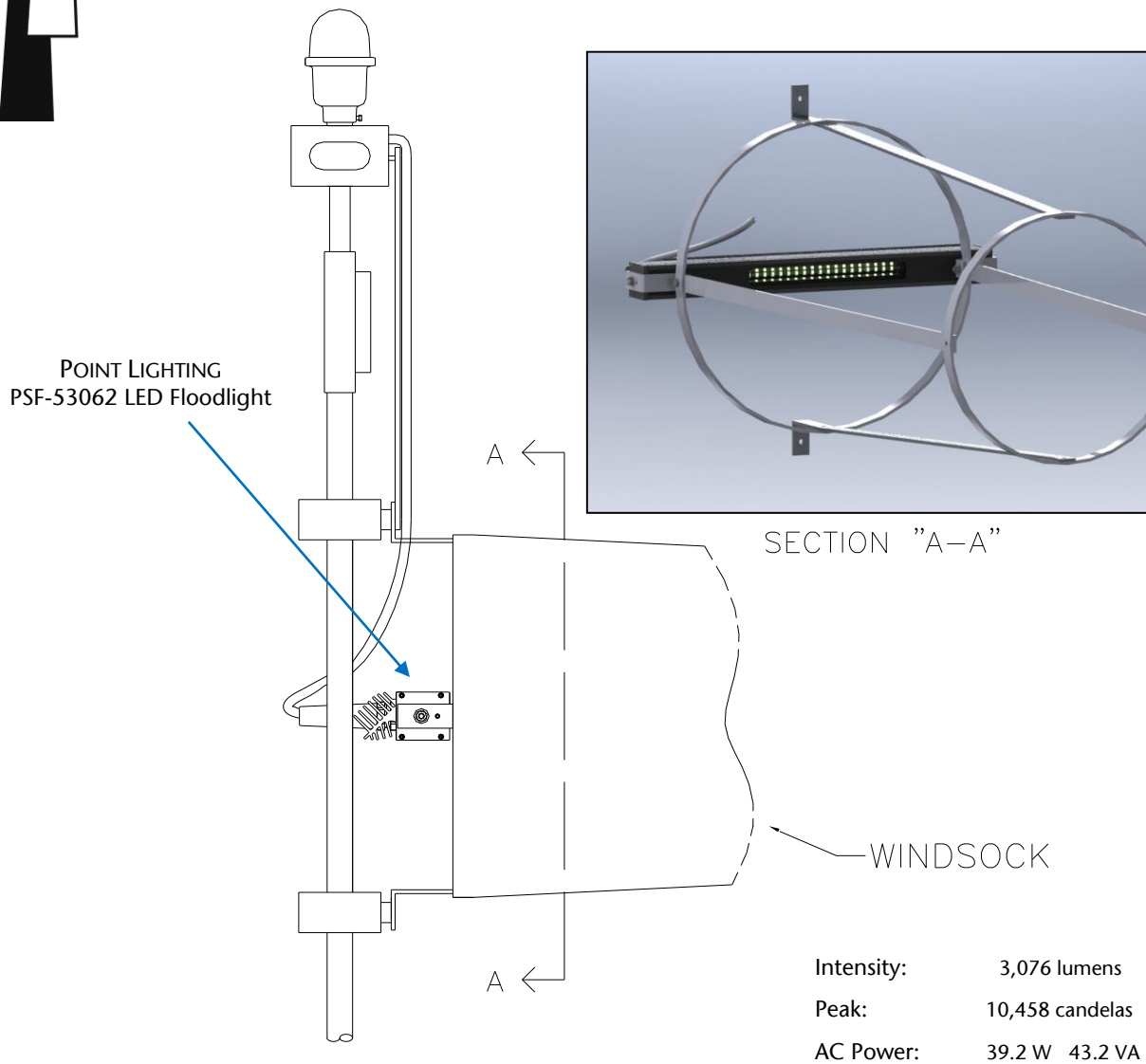



PWC WIND CONE OPTIONS

OPTION	DESCRIPTION	806	807
HBA	Hinged Base Tapered Aluminum Pole (includes anchor bolts)		→
FF	Floor Flange (anchor bolts by others)	→	
SSP	Stainless Steel 316L Pole (add option -A and consider option -SM)	→	
HSP	Center Hinged Steel Pole with winch; gray painted		→
LIR	Fiberglass Frangible Pole	→	
WM	Wall Mounted Steel Pole		→
A	Crating of pole (required for Type 807 export and Type 806 -SSP)	→	→
B	Internally Lighted with LED floodlight & LED obstruction light. Universal voltage 96 to 250V AC (-1) and 12-24V for DC (-3)	→	→
C	Normal External Lighting plus Internally Lighted	→	→
D	LED Red Obstruction Light (required with option -L; included with -B)	→	→
DIR	LED Red Obstruction Light & NVG Compatible	→	→
E	Double Red Obstruction Light	→	→
F	Obstruction Light Only (for an unlighted wind cone)	→	→
FM	Flange Mount (requires option -SSP and see page 4)	→	
G	Rigid Machined Coupling in place of frangible coupling	→	
H	Pole Painted with Red & White Stripes	→	→
J	Pole Painted Red	→	→
JB	Junction Box type PLB with blank coverplate (see 0MOUNTINGS)	→	→
L	LED Floodlighting in place of halogen	→	→
LF	LED Floodlighting for use at US FAA airport installations	→	→
BBS	Battery Backup System minimum 3 hours	→	→
P	FAA Photoelectric Controller (voltage type only)	→	→
JB1-P	FAA PEC with Junction Box & baseplate (see 0MOUNTINGS)	→	→
SM	Stand Mount with bracket & junction box	→	
T	Tether of stainless steel for upper assembly	→	→



PWC OPTION -B
LIGHTING ASSEMBLY DETAIL





**POINT
LIGHTING**
CORPORATION

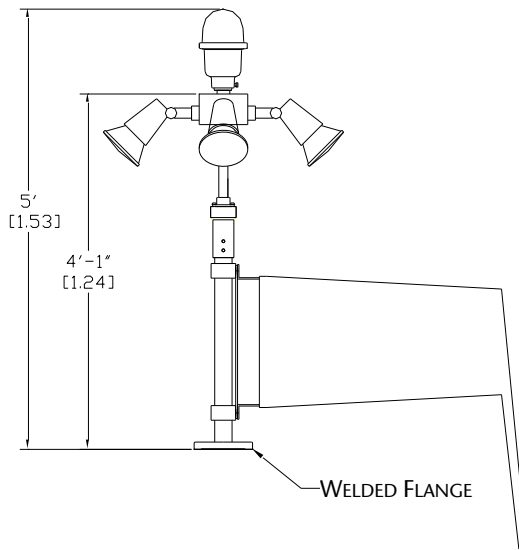
**POINT WIND CONE
PWC
FAA L-806 & L-807**

PWC-8061U-0-ON-SSP-A-SM
UNLIGHTED WITH STAINLESS STEEL POLE
AND STAND MOUNT

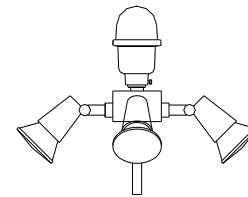


The PWC-806 with stainless steel 316L pole –SSP is recommended for marine offshore use. This is a “safe area” wind cone. Hazardous area lighted Class 1, Division 2 and ATEX/IECEX models are available and have separate catalog files. This unit is available with the normal obstruction light and external floodlights.

As shown above, option –SM Stand Mount is the best installation. Shipping requires option –A crating of the pole and long components.

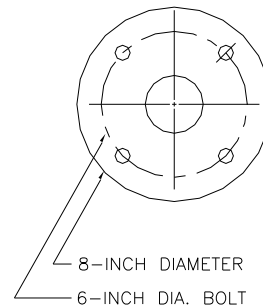


OPTION –FM FLANGE MOUNT
PWC-8061L-1-ON-SSP-D-FM-L




LIGHTING ASSEMBLY
4 FLOODLIGHTS

FLOOR FLANGE
BOLT PATTERN



8-INCH DIAMETER
6-INCH DIA. BOLT



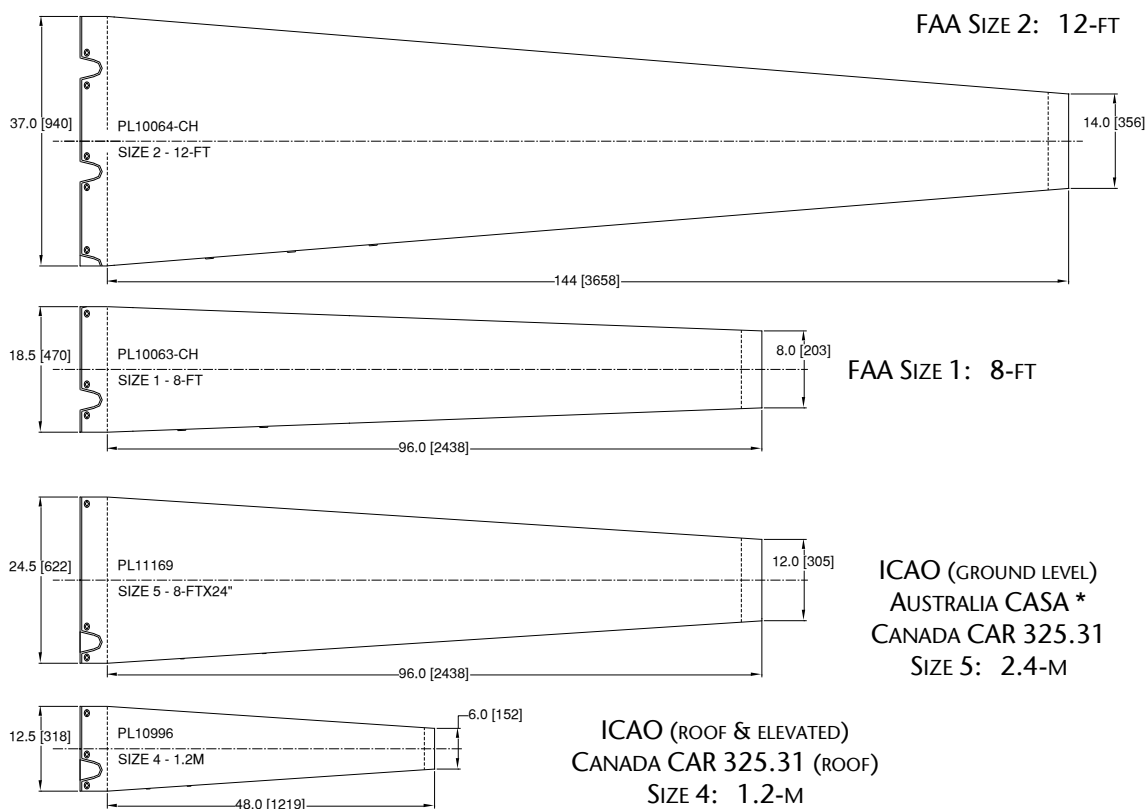
POINT WIND CONE PWC FAA L-806 & L-807

POWER CONSUMPTION

Halogen:	WATTS	LED:	WATTS
PWC-8061L	596	PWC-8061L-D-L	106 (120V)
PWC-8071L	596	PWC-8061L-D-L	74 (230V)
PWC-8072L	836	PWC-8071L-D-L	106 (120V)
		PWC-8071L-D-L	74 (230V)
		PWC-8072L-D-L	158 (120V)
LED:			
PWC-8061L-B	39.0		
PWC-8071L-B	39.0		
PWC-8072L-B	39.0		

Note: Size 5 is the same as Size 1.

PWC WINDSOCK SIZES



* For Australia MOS Part 139, a "PALS" is a PHC-RC system controller or a PRC radio controller. The PHC or PRC must have option -C072 which provides the 10-minutes flashing of the wind cone during radio control time-out.



POINT WIND CONE PWC FAA L-806 & L-807

FAA CERTIFIED PAINT PROCESS SPECIFICATION

The wind cone pole assembly shall be brush painted with a water based stainless steel pigmented primer rated for 30 years life in corrosive atmospheres. The finish coat applied shall be a water based gloss acrylic paint in aviation orange color according to Federal Standard 595 color #12197.

FAA CERTIFIED WINDSOCK SPECIFICATION

The aviation orange nylon triple sewn windsock shall be reinforced at key points including the end of the basket to resist wear from abrasion and it shall be fitted with two or more brass grommets to prevent water accumulation in the sock. The windsock shall mount on a rigid aluminum frame basket for the first several feet to enhance visibility. The sock shall attach to the basket securely by means of stainless steel twist-lock marine grade hardware.

PWC SPARE PARTS

PL10063-CH	Windsock Size 1 Orange 8-ft	PL10590	Windsock Size 1 Red-White 8-ft
PL10064-CH	Windsock Size 2 Orange 12-ft	PL10552	Windsock Size 2 Red-White 12-ft
PL10996	Windsock Size 4 Orange 1.2m	PL10997	Windsock Size 4 Red-White 1.2m
PL11169	Windsock Size 5 Orange 2.4m	PL11169-YL	Windsock Size 5 Yellow 2.4m
PL10001T	Lens Red Obstruction Incand	PL10039	Clamp Band Obstruction Light
PL10024-116	Lamp 116w 120v Obstruction	PL10025-116	Lamp 116w 230v Obstruction
PL10387	Lamp 120w 120v Floodlight		
PL10993	Lamp 26w LED 120v Floodlight	PL10993-1	Lamp 18w LED 220v Floodlight
PL10266	Lampholder, External Floodlight	PSF-53062-1-HB	Floodlight, LED AC for PWC-B
PL10312-14-S	HBA Pole Subassembly	PL10289	Basket Subassembly Size 1
PL10547A	Coupling Internal Electrical -B	PL10367	Basket Subassembly Size 2
PL10290-4-120	Lighting Subassembly (4) 120v	PL10290-4-230	Lighting Subassembly (4) 230v
PL10290-6-120	Lighting Subassembly (6) 120v	PL10290-B1-AC	Lighting Subassy Internal Size 1
PL10299-6.5	Bearing Support L-807 Size 1	PL10299-8.5	Bearing Support L-807 Size 2
PL10299-9.5	Bearing Support L-806 Size 1	PL10319-S	Bearing Subassembly, Spare
PL10298A	Adapter L-806 (orange)	PL10412A	Floor Flange L-806 (orange)
PL10300	Breakable Coupling L-806 (orange)	PL10932	Machined Adapter option -G

FIELD PAINTING KITS


PL10419-806	Paint Kit PWC-806
PL10419-807	Paint Kit PWC-807

Note: All 806 & 807 wind cones are shipped factory painted. These kits are normally for field repainting.

PWC-807 POLE INTERFACE STAINLESS STEEL COLLAR SUBASSEMBLY



PWC BEARING & BRACKET SUBASSEMBLY





PACKING & SHIPPING INFORMATION

PWC-8061L-FF	Carton 1: 118 x 8 x 8 inches, 30 pounds – Bearing Assembly Carton 2: 19 x 19 x 9 inches, 30 pounds – Lighting Kit & Windssock
Option –SM	Carton 3: 25 x 13 x 7 inches, 30 pounds – SM option
PWC-8071L-HBA (domestic)	Carton 1: 80 x 8 x 8 inches, 40 pounds – Bearing Assembly & Anchor Bolts Carton 2: 175 x 15 x 13 inches, 70 pounds – Pole Carton 3: 19 x 19 x 9 inches, 30 pounds – Lighting Kit & Windssock
PWC-8071L-HBA (export crated)	Crate 1: 180 x 15 x 13 inches, 170 pounds – Bearing Assy, Anchor Bolts & Pole Carton 1: 19 x 19 x 9 inches, 30 pounds – Lighting Kit & Windssock
PWC-8072L-HBA (domestic)	Carton 1: 80 x 8 x 8 inches, 40 pounds – Bearing Assembly & Anchor Bolts Carton 2: 175 x 15 x 13 inches, 70 pounds – Pole Carton 3: 38 x 38 x 9 inches, 50 pounds – Lighting Kit & Windssock
PWC-8072L-HBA (export crated)	Crate 1: 180 x 15 x 13 inches, 170 pounds – Bearing Assy, Anchor Bolts & Pole Carton 1: 38 x 38 x 9 inches, 50 pounds – Lighting Kit & Windssock
PWC-8061L-LIR (domestic)	Pallet 1: 40 x 48 x 35 inches, 195 pounds – Lighting, Anchor Bolts, Parts Carton 1: 140 x 8 x 8 inches, 39 pounds – Pole Carton 2: 66 x 8 x 8 inches, 27 pounds – Bearing Assembly
PWC-8061L-LIR (export crated)	Pallet 1: 40 x 48 x 35 inches, 195 pounds – Lighting, Anchor Bolts, Parts Carton 1: 150 x 13 x 15 inches, 116 pounds – Pole & Bearing Assembly
PWC-8071L-HSP (domestic)	Crate 1: 180 x 15 x 13 inches, 320 pounds – Bearing Assy, Anchor Bolts & Pole Carton 1: 19 x 19 x 9 inches, 30 pounds – Lighting Kit & Windssock
PWC-8071L-WM	Carton 1: 122 x 8 x 8 inches, 15 pounds - Pole Carton 2: 19 x 19 x 9 inches, 30 pounds - Lighting Carton 3: 19 x 19 x 9 inches, 35 pounds - Wall Brackets Carton 4: 118 x 8 x 8 inches, 30 pounds – Bearing Assembly



POINT LIGHTING CORPORATION

Mail: P.O. Box 686, Simsbury, CT 06070
Tel 01 860.243.0600
email: Info@PointLighting.com

USA
Plant: 61-65 W. Dudley Town Rd, Bloomfield, CT
Fax 01 860.243.0665
website: www.PointLighting.com