

*premium<sup>®</sup>*  
*line*



## ***Structured Cabling System***

***2020/2021***

# Contents

## Copper Solution

### ■ Category 6A+ Cabling Solutions .....6

Category 7A & 7 S/FTP cable .....8-9

Category 6A+ 180° Shielded Die-casting  
Keystone Jack, De-embedded Type .....10

High Density Unloaded Patch Panel .....11

Category 6A+ S/FTP Patch Cord Component  
Level Type .....12

Faceplate German Style .....13

### ■ Category 6A Cabling Solutions .....14

Category 6A S/FTP & U/FTP & U/UTP  
cable .....16-19

Category 6A 180° Shielded & Unshielded  
Keystone Jack .....20-23

Category 6A Shielded & Unshielded Patch  
Panel .....24-26

Category 6A S/FTP & U/FTP & U/UTP Patch  
Cord .....27-29

### ■ Category 6 Cabling Solutions .....30

Category 6U/FTP&F/UTP&U/UTPcable ..32-34

Category 6 180° & 90° Shielded and  
Unshielded Keystone Jack .....35-39

Category 6 Shielded & Unshielded &  
Unloaded Patch Panel .....40-45

Category 6 S/FTP & U/UTP Patch Cord Series  
and CP Cable .....46-49

### ■ Category 5e Cabling Solutions .....50

Category 5e F/UTP & U/UTP cable .....52-53

Category 5e 180° & 90° Shielded and  
Unshielded Keystone Jack .....54-56

Category 5e Shielded & Unshielded Patch  
Panel .....57-59

Category 5e F/UTP & U/UTP Patch Cord  
Series .....60-63

### ■ Navigator Patch System .....64-66

### ■ Voice & Outlets Product Series .....68

Category 3 U/UTP Indoor & Outdoor Multipair  
Cable and Patch Panel .....70-72

Faceplate Series .....73

### ■ Fiber Optic Solution .....74

Fiber Optic Outdoor & Indoor cable and  
Splice Enclosure .....76-85

Fiber Optic Patch Panel, ODF, Wall Mount  
Box .....86-89

Fiber Optic MTP Trunk Cable & Patch  
Cord .....90-91

Pigtails, Patch Cords, Adapters, Field  
Assembly Connector, FO Adapter Support  
Module.....92-93

FTTH Multitube Distribution Cable and Box,  
FTTH Drop Cable & Faceplates .....96-99

### ■ Industrial Solution .....100

Category 6A, 6, 5e Outdoor cable .....102-108

Toolless RJ45 Plug .....109-110

Industrial Copper/Fiber Face Plate, Patch  
Cord, Connector .....111-112

DIN Rail Adapter .....113

### ■ Data Center Server Cabinet .....114

Aisle Containment .....116

Network Server Cabinet .....117-118

Wall Mount Cabinet .....119

Accessory .....121-123

Power Distribution Unit .....124

# premium<sup>®</sup> line

Premium-Line Systems GmbH is a part of a global manufacturing group with more than 35 years of experience in the field of network cabling. Premium-Line system is a comprehensive solution for network infrastructure, mainly designed in Europe with a complete product portfolio. It includes classical and advanced copper solutions, fiber optic solutions for outside plant and premises as well as datacenter server cabinets and network distribution enclosures.

Since the beginning of the nineties we have been dedicated to researching and developing cutting edge signal transmission cables and the related hardware. Through almost three decades of efforts, we succeeded in developing high performance network transmission products.

All our customers are guaranteed professional support by our global team of dedicated employees insuring only high sophisticated solutions for every specific request.



## High Performance for the Future

Category 6A+, Category 6A, Category 6 & 5e Premium-Line Cabling Systems deliver end-to-end solutions for converged networks with high flexibility and proven interoperability to ensure smooth deployment and simplified management. Top of breed technology bundled with professional design and premium quality gives our clients investment protection and sustainable advantages while expanding their businesses.

New product development and constant process improvement are two of the most important key approaches to maintain the company's competitiveness. All Premium-Line cabling systems installed by an authorized Premium-Line installer or system integrator can be covered by a 25-year warranty.

This warranty provides each end user the confidence of a rely on our future proof system. In times of big data transmissions and growing demand on bandwidth, the technical parameters approved the networking infrastructure system and became mandatory. With Premium-Line this became affordable.



# Premium-Line Your Professional Partner for Structured Cabling Systems

## Integrated Strength of Manufacture & System Integration

---

Premium-Line has over 35-year experience in developing and manufacturing of data cabling products. With our excellent knowhow about the network market, the high-speed data communication applications and the latest technology we make sure that our customer get the best support to obtain customized solutions. With this strength, also the complete product range for data communication cabling use, these keeping us in the leading edge over worldwide market. Till today our engaged and certified team has successfully completed hundreds of complex network projects all over the world.

## Quality & Service

---

Premium-Line has dedicated teams responsible for internal quality monitoring and systemic product upgrading, customer satisfaction, as well as technical support and service maintenance.

All products are verified upon receipt of raw materials and are constantly monitored until the production process is finished. Based on the latest international standards, our team of experts and future oriented technology, we are able to build up a complete quality and service policy and that is why we can keep our promise of the best possible performance.

## 25 years System Warranty Policy

---

All copper and fibre optic cable systems supplied by Premium-Line and installed and tested by a Premium-Line authorized installer in accordance with the Premium-Line Cabling System Installation Manual, can be covered with a 25-year warranty. Premium-Line has a complete channel program, including distributor authorization, installer trainings, warranty extension, marketing & technical service, global strategy and information exchange. This combines our strengths and helps us to achieve our global sales goals as well as the prosperity of our partners in the cabling business.

## Our Advantages

- 25 years System Warranty - Guarantee on all Premium-Line data network systems for 25 years
- Cabling training and Certification course
- Dedicated R&D team for new product designs
- Professional sales team for global partner and customer support
- Plant based Product Management & logistic team for technological, quality and logistic support





***premium***<sup>®</sup>  
***line***

- ***Installation Cable***  
Category 7A S/FTP 1200MHz  
Category 7 S/FTP 1000MHz
- ***Keystone Jack***  
Category 6A+ 180° Shielded Die-casting  
Keystone Jack De-embedded Type
- ***Modular Patch Panel***  
High Density Unloaded Patch Panel
- ***Patch Cord***  
Category 6A+ S/FTP Patch Cord  
Component Level Type
- ***Faceplate German Style***

**Access to High Speed Ethernet  
Category 6A+ Cabling Solutions**

## 10G Standard

---

2006, standard IEEE 802.3an is ratified to provide 10 Gbit/s connections over unshielded or shielded twisted pair cables, and specified transmission characteristics up to 500MHz.

This requires Category 6A or better balanced twisted pair cables comply with ISO 11801 amendment 2 or ANSI/TIA-568-C.2 to support 10GBASE-T up a distance of 100m.

So far, 10G BASE-T Ethernet is the fastest LAN connection path with copper communication solutions.

## 10G Bandwidth

---

10G BASE-T system require the cable works in full duplex mode, which means you have to use 4 pairs for simultaneous transmission in both directions, and to support 100m data transmission, it must use Category 6A 500MHz at a minimum.

Premium-Line Category 6A+ 1000MHz communication cable, with the significant higher bandwidth to provide bigger quantity of «data path», definitely guarantees you stable and excellent practical 10G network and is capable to support higher speed application.

For the future upgrade of the building data networks, Premium-Line 1000MHz cable uses a special design to offer bandwidth capacity for upcoming high-speed transmission technology. It allows to make system upgrades simpler and more convenient giving investment protection on the cable installed.

## German Quality Solution

---

Europe has the highest demanding market for shielded 10G solutions. Premium-Line Systems combines the strengths of its own experienced R&D team and special know-how about the network market to offer a cost-effective Category 6A+ shielded solution. This offering extends our wide range of German quality products.

## Installation Cable

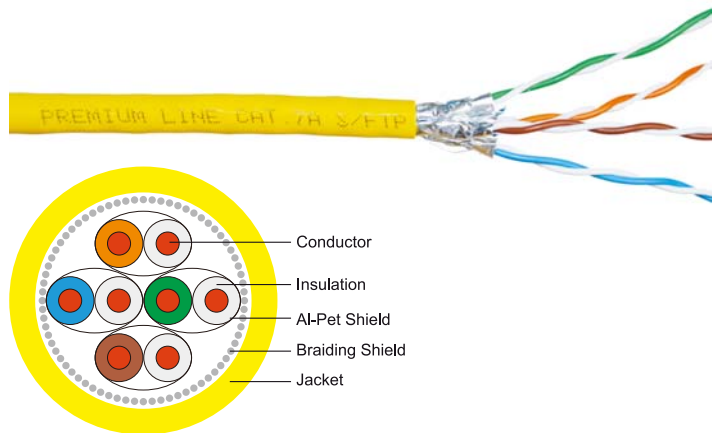
Category 7A S/FTP 1200MHz

### Standards:

- ISO/IEC 11801-1:2017
- CENELEC EN 50288-4-1
- ISO/IEC 61156-5 2nd Edition
- ANSI/TIA-568.2-D:2018
- IEC 60332-1-2
- IEC 60754-2
- CPR Class Eca, Dca (B2ca on request)

### Application:

- 10G BASE-T Ethernet
- 1000BASE-TX (Gigabit Ethernet)
- 1000BASE-T (Gigabit Ethernet)
- 100BASE-TX Fast Ethernet
- 10BASE-T Ethernet
- Voice



### Construction

Conductor	Material / Construction	Bare Copper / 22AWG
Insulation	Material	Foam-Skin PE
	Diameter	1.48 ± 0.10 mm
Inner-Shield	Aluminum-Mylar	Al-PET foil screen around each pair
Braid	Material	Tinned Copper Covered Aluminum
Sheath	Material	LSOH
	Diameter	8.2±0.2mm

### Mechanical & Environmental Characteristics

Bend Radius	≥ 6D, without load
	≥ 8D, with load
Operation Temperature	-20°C ~ +60°C
Installation Temperature	0°C ~ +50°C
Storage Temperature	-30°C ~ +60°C

### Electrical Performance

Frequency (MHz)	Insertion Loss (dB)		NEXT (dB)		PSNEXT (dB)		ACR-F (dB)		PSACR-F (dB)		Return Loss (dB)		ACR (dB)		PSACR (dB)	
	Nor.	Typ.	Nor.	Typ.	Nor.	Typ.	Nor.	Typ.	Nor.	Typ.	Nor.	Typ.	Typ.	Typ.		
1	1.9	1.7	78.0	91.8	75.0	88.5	78.0	92.4	75.0	89.8	20.0	30.0	98.3	95.3		
4	3.5	3.4	78.0	95.5	75.0	93.5	78.0	88.9	75.0	92.0	23.0	28.5	96.6	93.6		
10	5.4	5.0	78.0	100.4	75.0	97.0	74.0	94.5	71.0	97.9	25.0	33.6	95.0	92.0		
16	6.8	6.4	78.0	99.0	75.0	96.9	69.9	93.3	66.9	93.2	25.0	34.0	93.6	90.6		
20	7.6	6.7	78.0	99.3	75.0	97.9	68.0	91.9	65.0	92.7	25.0	34.9	92.9	89.9		
31.25	9.6	9.0	78.0	99.7	75.0	97.0	64.1	90.1	61.1	91.3	23.6	35.0	91.0	88.0		
62.5	13.7	12.3	78.0	101.3	75.0	97.0	58.1	89.7	55.1	89.4	21.5	31.5	87.0	84.0		
100	17.5	16.8	76.0	100.5	73.0	98.2	54.0	83.4	51.0	87.9	20.1	30.1	81.2	78.2		
200	25.3	23.9	71.5	99.5	68.5	97.7	48.0	88.7	45.0	86.8	18.0	28.9	69.1	66.1		
250	28.5	27.8	70.0	98.9	67.0	97.2	46.0	88.5	43.0	86.2	17.3	27.3	63.6	60.6		
300	31.5	29.7	68.8	97.4	65.8	97.0	44.5	83.3	41.5	79.5	17.3	28.9	61.8	58.8		
400	36.9	33.9	67.0	97.1	64.0	95.1	42.0	80.1	39.0	76.1	17.3	27.3	55.7	52.7		
550	44.1	39.2	64.9	96.8	61.9	94.9	39.2	75.7	36.2	74.9	17.3	27.0	50.1	47.1		
600	46.3	43.6	64.3	90.0	61.3	88.6	38.4	67.0	35.4	68.4	17.3	27.3	43.6	40.6		
800	54.5	48.8	62.5	94.8	59.5	91.8	35.9	58.3	32.9	54.4	16.1	26.5	37.4	34.0		
1000	62.0	57.5	61.0	92.1	58.0	90.3	34.0	50.8	31.0	48.4	15.1	24.0	35.2	33.5		
1200	69.0	61.9	59.8	82.2	56.8	82.2	32.4	43.8	29.4	37.7	14.3	22.3	23.5	20.5		


### Category 7A S/FTP 1200MHz Installation Cable

PART NO.	DESCRIPTION	PACKING SIZE
208442228	Category 7A S/FTP Installation Cable, 500m reel, LSOH, 1200 MHz, Yellow	57(O.D.) 22(H) cm

Other lengths, colors or PVC cables on request



# Category 6A+ Cabling Solutions



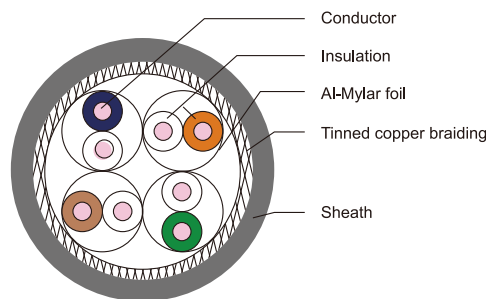
## Installation Cable Category 7 S/FTP 1000MHz

### Standards:

- ISO/IEC 11801-1:2017
- CENELEC EN 50288-4-1
- ISO/IEC 61156-5 2nd Edition
- ANSI/TIA-568.2-D:2018
- IEC 60332-1-2
- IEC 60754-2
- 3P Verified
- CPR Class Eca, Dca (B2ca on request)

### Application:

- 10G BASE-T Ethernet
- 1000BASE-TX (Gigabit Ethernet)
- 1000BASE-T (Gigabit Ethernet)
- 100BASE-TX Fast Ethernet
- 10BASE-T Ethernet
- Voice



### Construction

Conductor	Material / size	Bare Copper / 23 AWG
Insulation	Material	Foam-Skin PE
Inner-Shield	Aluminum-Mylar	An aluminum foil Screen Around Each Pair
Braid	Material	Tinned Copper
Sheath	Material	LSOH
	Diameter	7.8 ± 0.2 mm

### Mechanical & Environmental Characteristics

Bend Radius	≥ 6D, without load
	≥ 8D, with load
Operation Temperature	-20°C ~ +60°C
Installation Temperature	0°C ~ +50°C
Storage Temperature	-30°C ~ +60°C

### Electrical Performance

Frequency (MHz)	Insertion Loss (dB)		NEXT (dB)		PSNEXT (dB)		ACR-F (dB)		PSACR-F (dB)		Return Loss (dB)		ACR (dB)		PSACR (dB)	
	Nor.	Typ.	Nor.	Typ.	Nor.	Typ.	Nor.	Typ.	Nor.	Typ.	Nor.	Typ.	Typ.	Typ.		
1	1.9	1.7	78.0	100.0	75.0	97.0	77.0	90.0	75.0	87.0	20.0	30.0	98.3	95.3		
4	3.9	3.4	78.0	100.0	75.0	97.0	77.0	90.0	75.0	87.0	23.0	33.0	96.6	93.6		
10	5.4	5.0	78.0	100.0	75.0	97.0	74.0	90.0	71.0	87.0	25.0	35.0	95.0	92.0		
16	6.8	6.4	78.0	100.0	75.0	97.0	70.0	90.0	67.0	87.0	25.0	35.0	93.6	90.6		
20	7.6	7.1	78.0	100.0	75.0	97.0	68.0	90.0	65.0	87.0	25.0	35.0	92.9	89.9		
31.25	9.6	9.0	78.0	100.0	75.0	97.0	64.0	90.0	61.0	87.0	23.6	33.6	91.0	88.0		
62.5	13.7	13.0	78.0	100.0	75.0	97.0	58.0	85.0	55.0	82.0	21.5	31.5	87.0	84.0		
100	17.5	16.8	76.0	98.0	73.0	95.0	54.0	81.0	51.0	78.0	20.1	30.1	81.2	78.2		
200	25.3	23.9	71.0	93.0	68.0	90.0	48.0	77.0	45.0	74.0	18.0	28.0	69.1	66.1		
250	28.5	28.5	70.0	92.1	67.0	89.1	46.0	76.0	43.0	73.0	17.3	27.3	63.6	60.6		
300	31.5	29.2	69.0	91.0	66.0	88.0	44.0	71.0	41.0	68.0	17.3	27.3	61.8	58.8		
350	34.3	33.4	68.0	89.1	65.0	86.1	43.0	68.1	40.0	65.1	17.3	27.3	55.7	52.7		
400	36.9	37.2	67.0	87.3	64.0	84.3	42.0	66.2	39.0	63.1	17.3	27.3	50.1	47.1		
550	44.1	42.5	65.0	86.1	62.0	83.1	39.0	60.0	36.0	57.0	17.3	27.3	43.6	40.6		
600	46.3	48.2	64.0	83.1	61.0	80.1	38.0	52.1	35.0	49.1	17.3	27.3	37.4	34.0		
800	54.5	53.8	62.0	82.0	59.0	79.0	36.0	48.0	33.0	45.0	16.1	25.0	29.8	27.1		
1000	62.0	57.5	61.0	81.0	58.0	78.0	34.0	46.0	31.0	43.0	15.1	24.0	23.5	20.5		

### Category 7 S/FTP 1000MHz Installation Cable

PART NO.	DESCRIPTION	PACKING SIZE
207442225	Category 7 S/FTP Installation Cable, 500m reel, LSOH, 1000 MHz, Grey	45(O.D)×29.8(H) cm

Other lengths, colors or PVC cables on request



## Keystone Jack

### Category 6A+ 180° Shielded Die-casting Keystone Jack De-embedded Type \_\_\_\_\_

To fully support Class EA link for 10G applications, Premium-Line Category 6A+ shielded keystone jack achieves de-embedded performance definition according to ISO/IEC 11801-1:2017. This module is designed for easy and toolless termination and quick operation. Moduls for wiring both T568A & B are available.

- Real ISO/IEC 11801-1:2017 compliant module
- All condition excellent performance to support your LAN access
- Easy and quick installation, reliable contact & connectivity
- Standard RJ45 socket with springs for loop grounding noise transferring
- Nickel plated over zinc alloy fully shield housing, reliable mechanical structure
- Finish product in compact design, standard size fits with worldwide style outlets
- Compatible with Premium-Line distinct modular patch panel for datacenter or cross connect use

<i>Physical Characteristics</i>	
Jack	Phosphor bronze, 50μ inch gold plating over nickel in contact area
IDC	100μ inch nickel plated over phosphor bronze
Shielded Cover	50~60μ inch nickel plated over zinc alloy

<i>Electrical Characteristics</i>	
Dielectric Strength	1000V RMS for 1min
Current Rating	1.5Amp Max.
Insulation Resistance	10MΩ Min.
Contact Resistance	2mΩ per contact
Temperature Range	-10°C to 60°C
Humidity	10%~90%; non condensing

<i>Applications</i>	
<ul style="list-style-type: none"> <li>• 10GBASE-T Ethernet</li> <li>• 1000BASE-Tx Gigabit Ethernet</li> <li>• 1000BASE-T Gigabit Ethernet</li> <li>• 100BASE-Tx Fast Ethernet.</li> <li>• 10BASE-T Ethernet.</li> <li>• Voice, Video and other applications.</li> </ul>	




108524010

Category 6A+ 180° Shielded Die-casting Keystone Jack, De-embedded Type

PART NO.	DESCRIPTION	PACKING SIZE
108524010	Category 6A+ 180° Shielded Die-casting Keystone Jack, De-embedded Type	53.8×35.2×27cm

# Category 6A+ Cabling Solutions



## Modular Patch Panel

### High Density Unloaded Patch Panel

Premium-Line 19" high density unloaded patch panel, 24 port in 0.5U&1U and 48 ports in 1U Size, could significantly expand your capacity saving space in the rack!

Premium-Line high density unloaded patch panel is in dedicated design to adopt Premium-Line 180° shielded die-casting keystone jacks, instalable at different locations. Each port has sequence numbering, and above markable position, is right for future port identification or re-management. Main body and back cable management made by single complete steel plate, suits for all standard 19" rack installation.



High Density Unloaded Patch Panel

PART NO.	DESCRIPTION	SIZE
170244802	High Density Shielded 48Port Unloaded Patch Panel for 180° shielded die-casting keystone jack (P/N 108524010, 109824010), 1U, with Cable Management	50.5×27.9×27 cm
170242402	High Density Shielded 24Port Unloaded Patch Panel for 180° shielded die-casting keystone jack (P/N 108524010, 109824010, 109524010, 106524010, 105524010), 1U, with Cable Management	50.5×27.9×27 cm
170282402	High Density Shielded 24Port Unloaded Patch Panel for 180° shielded die-casting keystone jack (P/N 108524010, 109824010) , 0.5U, with Cable Management Bar	50.5×27.9×27 cm

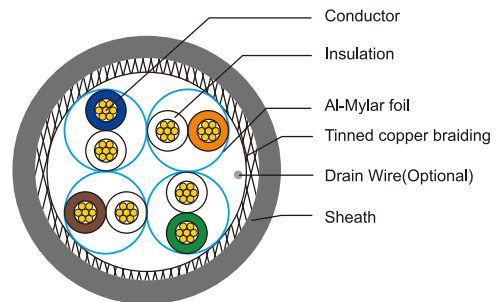
Other colors on request



## Patch Cord

### Category 6A+ S/FTP Patch Cord Component Level Type \_\_\_\_\_

Premium-Line Category 6A+ S/FTP patch cord component level type supports whole link to help to achieve Class EA 500MHz 10G channel applications, as per standard ANSI/TIA-568.2-D:2018, ISO/IEC 11801-1:2017 Class EA, EN 50173-1, EN 50288-4-2, IEC 61935-2, IEC 61156-6. The cable realize high performance, could pass Fluke ISO 11801 Cat.6A Patch Cord test up to 20m.



#### Construction

Conductor	Material / size	Bare Copper / 26 AWG
Insulation	Material	Foam-Skin PE
Inner-Shield	Aluminum-Mylar	An aluminum foil Screen Around Each Pair
Braid	Material	Tinned Copper
Sheath	Material	PVC / LSOH
	Diameter	5.7± 0.3 mm



#### Category 6A+ S/FTP Patch Cord Component Level Type, LSOH

Length	Grey	Green	Blue	Red	Yellow
0,5 m	189420055	189420056	189420054	189420053	189420058
1 m	189420105	189420106	189420104	189420103	189420108
2 m	189420205	189420206	189420204	189420203	189420208
3 m	189420305	189420306	189420304	189420303	189420308
5 m	189420505	189420506	189420504	189420503	189420508
7 m	189420705	189420706	189420704	189420703	189420708
10 m	189421005	189421006	189421004	189421003	189421008

Other lengths, colors or PVC cables on request





# Category 6A+ Cabling Solutions



## Faceplate

### Faceplate German Style

Premium-Line shutter type faceplate is in standard German style, finished in 80×80 size. Available to provide RAL9010 and RAL1013 color for option. And also the compatible back box with same color is on your request.

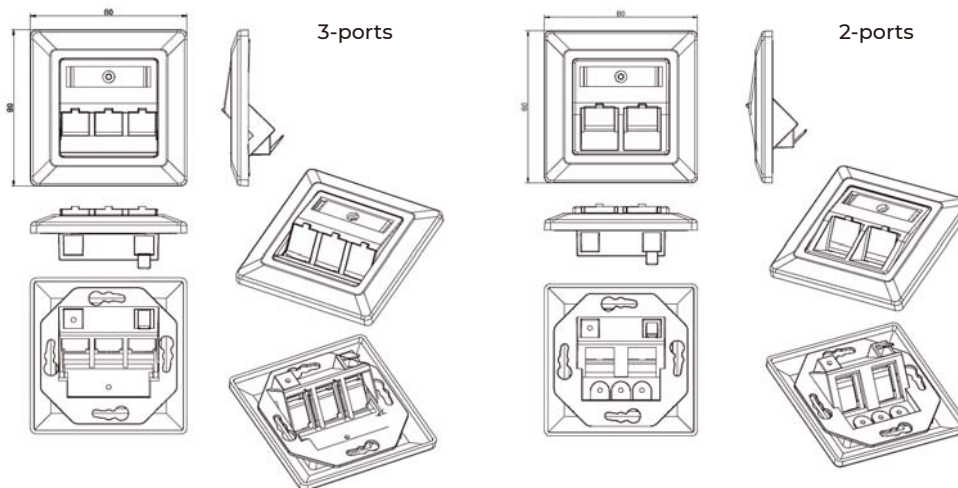
- Suitable for 180° keystone jacks(P/N:109824010,108524010)
- Shutter for each port
- Uniform German style
- Plate material: ABS
- Back lining material: zinc die casting alloy
- Dimension: 80 x 80mm
- RoHS compliant



112003080



123312090



### Faceplate German Style

PART NO.	DESCRIPTION
123212090	2-Port 45° Faceplate for Keystone with Shutter, 80×80 mm, RAL 9010
123212080	2-Port 45° Faceplate for Keystone with Shutter, 80×80 mm, RAL 1013
123312090	3-Port 45° Faceplate for Keystone with Shutter, 80×80 mm, RAL 9010
123312080	3-Port 45° Faceplate for Keystone with Shutter, 80×80 mm, RAL 1013
112003090	Wall Mounted Back Box 80×80×40 mm, Color RAL 9010
112003080	Wall Mounted Back Box 80×80×40 mm, Color RAL 1013

- **Installation cable**
  - Category 6A S/FTP 600MHz
  - Category 6A U/FTP 600MHz
  - Category 6A U/UTP 500MHz
- **Shielded Keystone Jack**
  - Category 6A 180° shielded Die-casting Keystone Jack, Slim Type
  - Category 6A 90° Shielded Die-casting Keystone Jack, Slim Type
- **Unshielded Keystone Jack**
  - Category 6A 180° Unshielded Toolless Keystone Jack, Slim Type
  - Category 6A 180° Unshielded Keystone Jack
- **Patch Panel**
  - Category 6A 1U Shielded Patch Panel
  - Category 6A 0.5U Shielded Patch Panel
  - Category 6A 180° Unshielded Patch Panel
- **Modular Patch Panel**
  - 1U 24port Angled Modular Patch Panel
- **Patch Cord**
  - Category 6A S/FTP Patch Cord
  - Category 6A U/FTP Patch Cord
  - Category 6A U/UTP Patch Cord
- **Flexible Consolidation Point Cable**
  - Class EA 10G CP Cable

## Category 6A Cabling Solutions

10 Gigabit Ethernet is nowadays viable solution for destinations with very high data traffic concentration like data center, server farms, MAN's and backbones.

## Need of 10 Gigabit Service

---

Applications as high resolution digital videos, medical imaging, digital animation, CAD/CAM, high speed data storage also require the quality of service (QoS) inherent in 10 Gigabit Ethernet. IP-based services such as VoIP and video will require extended bandwidth. Greater bandwidth is also required as voice, data and video networks are getting applied on structured cabling systems, as it is the case in today's advanced security systems.

## Standard of 10 Gigabit

---

Already in 2002 the IEEE ratified a 10 Gigabit Ethernet standard for a full duplex fiber technology. Considering the world wide market need, the technology's potential and the economies offered by copper cabling systems, both IEEE and TIA/EIA have ratified the new standard IEEE 802.3an™ Category 6A in summer 2006.

## Demand of 10 Gigabit Systems

---

Considering the experience gathered in the past with 100 Mb/s and later on 1 Gb/s as standards the demand for 10G structured cabling systems on the mass market is expected to rise dramatically in the next few years. Bandwidth will be the key issue for many applications in the near future. That is why it will be important to invest in future proofed 10G twisted pair structured cabling network.

Premium-Line 10G Category 6A cabling solution provides transmission performance that exceeds the industry standards for Category 6 parameters and supports the operation of 10GBASE-T. 10G Category 6A cabling solutions are qualified for frequencies up to 500 MHz and deliver guaranteed applications.

## Features

---

1. Performance conforms to ANSI/TIA-568.2-D:2018, ISO/IEC 11801-1:2017, TIA-TSB-155 draft and EN 50173-1, IEEE 802.3an™ Category 6A specifications.
2. Supports T568 A&B Wiring & Easy installation.
3. Offers total solution of 10G Category 6A Network Cabling System.

## Application

---

- 10GBASE-T Ethernet • 1000BASE-TX Gigabit Ethernet • ATM CBIC • 1000BASE-T Gigabit Ethernet
- 100BASE-TX Fast Ethernet • 10BASE-TX Ethernet • 155/622 Mbps ATM • 100 Mbps TP-PMD



## Installation Cable

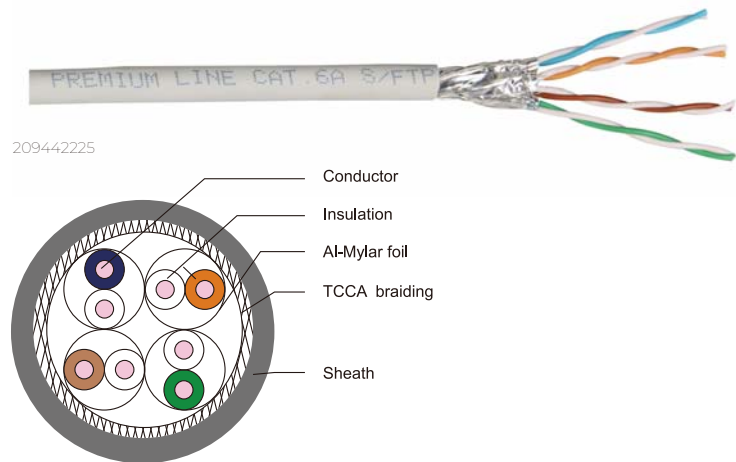
Category 6A S/FTP 600MHz

### Standards:

- ISO/IEC 11801-1:2017
- CENELEC EN 50288-4-1
- IEC 61156-5 2nd Edition
- ANSI/TIA-568.2-D:2018
- IEC 60332-1-2
- IEC 60754-2
- CPR Class Eca, Dca (B2ca on request)

### Application:

- 10G BASE-T Ethernet
- 1000BASE-TX (Gigabit Ethernet)
- 1000BASE-T (Gigabit Ethernet)
- 100BASE-TX Fast Ethernet
- 10BASE-T Ethernet
- Voice



### Construction

Conductor	Material / size	Bare Copper / 23 AWG
Insulation	Material	Foam-Skin PE
Inner-Shield	Aluminum-Mylar	An aluminum foil Screen Around Each Pair
Braid	Material	Tinned Copper Covered Aluminum
Sheath	Material	LSOH
	Diameter	7.4± 0.3 mm

### Mechanical & Environmental Characteristics

Bend Radius	≥ 6D, without load
	≥ 8D, with load
Operation Temperature	-20°C ~ +60°C
Installation Temperature	0°C ~ +50°C
Storage Temperature	-30°C ~ +60°C

### Electrical Performance

Freq (MHz)	Insertion Loss (dB)		NEXT (dB/100m)		PS NEXT (dB)		ACR-F (dB)		PS ACR-F (dB)		Return Loss (dB)	
	Nor.	Typ.	Nor.	Typ.	Nor.	Typ.	Nor.	Typ.	Nor.	Typ.	Nor.	Typ.
1.0	2.1	1.7	74.3	100.0	72.3	97.0	67.8	90.0	64.8	87.0	20.0	30.0
4.0	3.8	3.4	65.3	100.0	63.3	97.0	55.8	90.0	52.8	87.0	23.0	33.0
10.0	5.9	5.0	59.3	100.0	57.3	97.0	47.8	90.0	44.8	87.0	25.0	35.0
16.0	7.5	6.4	56.2	100.0	54.2	97.0	43.7	90.0	40.7	87.0	25.0	35.0
20.0	8.4	7.1	54.8	100.0	52.8	97.0	41.8	90.0	38.8	87.0	25.0	35.0
31.25	10.5	9.0	51.9	100.0	49.9	97.0	37.9	90.0	34.9	87.0	23.6	33.6
62.5	15.0	13.0	47.4	100.0	45.4	97.0	31.9	85.0	28.9	82.0	21.5	31.5
100.0	19.1	16.8	44.3	98.0	42.3	95.0	27.8	81.0	24.8	78.0	20.1	30.1
200.0	27.6	23.9	39.8	93.0	37.8	90.0	21.8	77.0	18.8	74.0	18.0	28.0
250.0	31.1	28.5	38.3	92.1	36.3	89.1	19.8	76.0	16.8	73.0	17.3	27.3
300.0	34.3	29.2	37.1	91.0	35.1	88.0	18.3	71.0	15.3	68.0	16.8	27.3
400.0	40.1	33.4	35.3	89.1	33.3	86.1	15.8	68.1	12.8	65.1	15.9	27.3
550.0	47.6	37.2	33.2	87.3	31.2	84.3	13.0	33.2	10.0	63.1	14.9	27.3
600.0	50.0	42.5	32.7	86.1	30.7	83.1	12.3	60.0	9.3	57.0	14.6	27.3

### Category 6A S/FTP Installation Cable

PART NO.	DESCRIPTION	PACKING SIZE
209442225	Category 6A S/FTP Installation Cable, 500m reel, LSOH, Grey	45(O.D)×29.8(H) cm

Other lengths, colors or PVC cables on request

# Category 6A Cabling Solutions



## Installation Cable

### Category 6A U/FTP 600MHz

#### Standards:

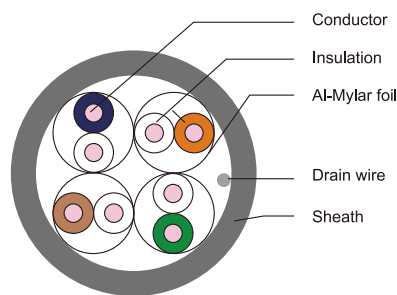
- ISO/IEC 11801-1:2017 CLASS EA
- CENELEC EN 50288-10-1
- IEC 61156-5 2nd Edition
- ANSI/TIA-568.2-D:2018
- IEC 60332-1-2
- IEC 60754-2
- ETL Verified
- CPR Class Eca, Dca (B2ca on request)

#### Application:

- 10G BASE-T Ethernet
- 1000BASE-TX (Gigabit Ethernet)
- 1000BASE-T (Gigabit Ethernet)
- 100BASE-TX Fast Ethernet
- 10BASE-T Ethernet
- Voice



209642225



#### Construction

Conductor	Material / size	Bare Copper / 23 AWG
Insulation	Material	Foam-Skin PE
Inner-Shield	Aluminum-Mylar	An aluminum foil Screen Around Each Pair
Sheath	Material	PVC / LSOH
	Diameter	7.4 ± 0.3 mm

#### Mechanical & Environmental Characteristics

Bend Radius	≥ 6D, without load
	≥ 8D, with load
Operation Temperature	-20°C ~ +60°C
Installation Temperature	0°C ~ +50°C
Storage Temperature	-30°C ~ +60°C

#### Electrical Performance

Freq (MHz)	Insertion Loss (dB)		NEXT (dB/100m)		PS NEXT (dB)		ACR-F (dB)		PS ACR-F (dB)		Return Loss (dB)		PSA ACR-F (dB)		Return Loss (dB)	
	Nor.	Typ.	Nor.	Typ.	Nor.	Typ.	Nor.	Typ.	Nor.	Typ.	Nor.	Typ.	Nor.	y p.	Nor.	Typ.
1.0	2.1	1.7	74.3	100.0	72.3	97.0	67.8	90.0	64.8	87.0	20.0	30.0	67.0	90.9	20.0	26.5
4.0	3.8	3.4	65.3	100.0	63.3	97.0	55.8	90.0	52.8	87.0	23.0	33.0	66.2	93.9	23.0	36.0
10.0	5.9	5.0	59.3	100.0	57.3	97.0	47.8	90.0	44.8	87.0	25.0	35.0	58.2	86.6	25.0	43.0
16.0	7.5	6.4	56.2	100.0	54.2	97.0	43.7	90.0	40.7	87.0	25.0	35.0	54.1	80.5	25.0	49.0
20.0	8.4	7.1	54.8	100.0	52.8	97.0	41.8	90.0	38.8	87.0	25.0	35.0	52.2	78.2	25.0	52.0
31.25	10.5	9.0	51.9	100.0	49.9	97.0	37.9	90.0	34.9	87.0	23.6	33.6	48.3	74.4	23.6	48.0
62.5	15.0	13.0	47.4	100.0	45.4	97.0	31.9	85.0	28.9	82.0	21.5	31.5	42.3	68.8	21.5	48.0
100.0	19.1	16.8	44.3	98.0	42.3	95.0	27.8	81.0	24.8	78.0	20.1	30.1	38.2	63.9	20.1	45.0
200.0	27.6	23.9	39.8	93.0	37.8	90.0	21.8	77.0	18.8	74.0	18.0	28.0	32.2	55.1	18.0	43.0
250.0	31.1	28.5	38.3	92.1	36.3	89.1	19.8	76.0	16.8	73.0	17.3	27.3	30.2	53.9	17.3	37.0
300.0	34.3	29.2	37.1	91.0	35.1	88.0	18.3	71.0	15.3	68.0	16.8	27.3	28.7	52.2	16.8	34.0
400.0	40.1	33.4	35.3	89.1	33.3	86.1	15.8	68.1	12.8	65.1	15.9	27.3	26.2	49.3	15.9	34.0
550.0	47.6	37.2	33.2	87.3	31.2	84.3	13.0	63.2	10.0	63.1	14.9	27.3	24.2	46.8	15.2	34.0
600.0	50.0	42.5	32.7	86.1	30.7	83.1	12.3	60.0	9.3	57.0	14.6	27.3	26.2	49.3	15.9	34.0

#### Category 6A U/FTP Installation Cable

PART NO.	DESCRIPTION	PACKING SIZE
209642225	Category 6A U/FTP Installation Cable, 500m reel, LSOH, Grey	45(A.D.)×29.8(H) cm

Other lengths, colors or PVC cables on request

## Installation Cable

### Category 6A U/UTP 500MHz

#### Standards:

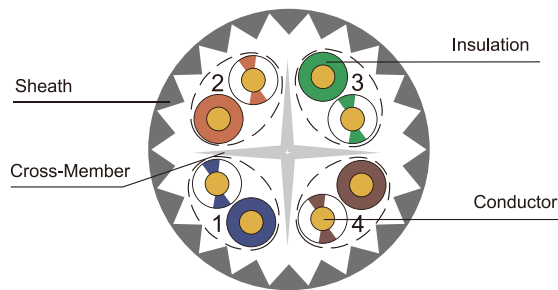
- ANSI/TIA-568.2-D:2018
- ISO/IEC 11801-1:2017
- CENELEC EN 50288-10-1
- IEC 61156-5 2nd Edition
- ETL Verified
- CPR Class Eca, Dca (B2ca on request)

#### Application:

- 10G BASE-T Ethernet
- 1000BASE-TX (Gigabit Ethernet)
- 1000BASE-T (Gigabit Ethernet)
- 100BASE-TX Fast Ethernet
- 10BASE-T Ethernet
- Voice



209141225



#### Construction

Conductor	Material / size	Bare Copper / 23 AWG
Insulation	Material	HDPE
«+» Cross-Member	Material	PE
Sheath	Material	PVC/LSOH
	Diameter	7.5 ± 0.3mm

#### Mechanical & Environmental Characteristics

Bend Radius	≥ 6D, without load
	≥ 8D, with load
Operation Temperature	-20°C ~ +60°C
Installation Temperature	0°C ~ +50°C
Storage Temperature	-30°C ~ +60°C

#### Electrical Performance

Freq (MHz)	Insertion Loss (dB)		NEXT (dB/100m)		PS NEXT (dB)		ACR-F (dB)		PS ACR-F (dB)		Return Loss (dB)	
	Nor.	Typ.	Nor.	Typ.	Nor.	Typ.	Nor.	Typ.	Nor.	Typ.	Nor.	Typ.
1.0	2.1	1.7	74.3	102.0	72.3	100.0	67.8	99.8	64.8	91.5	20.0	26.5
4.0	3.8	3.3	65.3	95.0	63.3	94.2	55.7	94.0	52.7	80.7	23.0	36.0
10.0	5.9	5.3	59.3	93.0	57.3	92.9	47.8	87.8	44.8	72.6	25.0	43.0
16.0	7.5	6.8	56.2	90.0	54.2	90.5	43.7	79.8	40.7	68.4	25.0	49.0
20.0	8.4	7.6	54.8	87.0	52.8	87.1	41.7	76.9	38.7	66.4	25.0	52.0
31.25	10.5	9.5	51.9	84.0	49.9	84.5	37.9	73.1	34.9	62.9	23.6	48.0
62.5	15.0	13.7	47.4	82.0	45.4	82.3	31.8	68.3	28.8	56.3	21.5	48.0
100.0	19.1	17.5	44.3	77.0	42.3	77.9	27.8	63.1	24.8	51.8	20.1	45.0
200.0	27.6	25.1	39.8	74.0	37.8	74.2	21.7	50.3	18.7	46.9	18.0	43.0
250.0	31.1	28.1	38.3	72.0	36.3	72.3	19.8	50.7	16.8	44.2	17.3	37.0
300.0	34.3	30.9	37.1	70.0	35.1	69.3	18.2	49.2	15.2	42.1	16.8	34.0
400.0	40.1	36.1	35.3	68.0	33.3	68.1	15.7	44.2	12.7	41.3	15.9	34.0
500.0	45.3	40.5	33.8	66.0	31.8	65.9	13.8	41.3	10.8	39.5	15.2	34.0

#### Category 6A U/UTP Installation Cable

PART NO.	DESCRIPTION	PACKING SIZE
209141225	Category 6A U/UTP Installation Cable, 500 m reel, PVC, 500 MHz, Grey	50(O.D.)×34(H) cm
209142225	Category 6A U/UTP Installation Cable, 500 m reel, LSOH, 500 MHz, Grey	50(O.D.)×34(H) cm

Other lengths, colors or PVC cables on request



# Category 6A Cabling Solutions



## Installation Cable

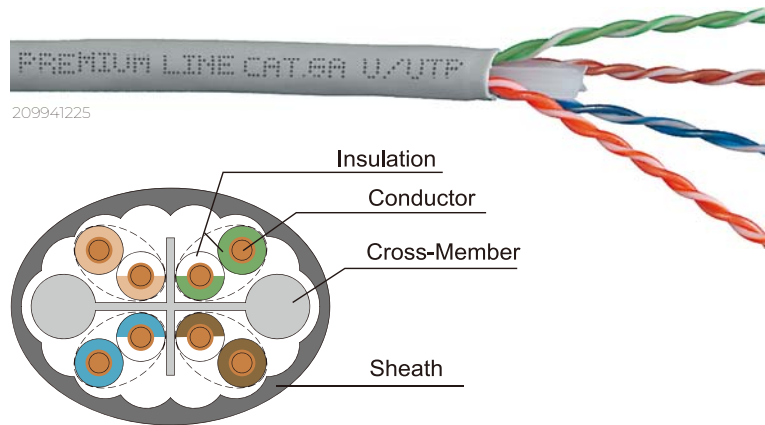
### Category 6A U/UTP 500MHz

#### Standards:

- ANSI/TIA-568.2-D:2018
- ISO/IEC 11801-1:2017
- CENELEC EN 50288-10-1
- IEC 61156-5 2nd Edition
- ETL Verified
- CPR Class Eca, Dca (B2ca on request)

#### Application:

- 10G BASE-T Ethernet
- 1000BASE-TX (Gigabit Ethernet)
- 1000BASE-T (Gigabit Ethernet)
- 100BASE-TX Fast Ethernet
- 10BASE-T Ethernet
- Voice



#### Construction

Conductor	Material / size	Bare Copper / 23 AWG
Insulation	Material	HDPE
«+» Cross-Member	Material	PE
Sheath	Material	PVC/LSOH
	Diameter	10.5 x 7.0mm

#### Mechanical & Environmental Characteristics

Bend Radius	≥ 6D, without load
	≥ 8D, with load
Operation Temperature	-20°C ~ +60°C
Installation Temperature	0°C ~ +50°C
Storage Temperature	-30°C ~ +60°C

#### Electrical Performance

Freq (MHz)	Insertion Loss		NEXT		PS NEXT		PSA NEXT		ACR-F		PS ACR-F		PSA ACR-F		Return Loss	
	Nor.	vp.	Nor.	Typ.	Nor.	Typ.	Nor.	Typ.	Nor.	Typ.	Nor.	YP-	Nor.	y p.	Nor.	Typ.
1.0	2.1	1.7	74.3	102.0	72.3	100.0	67.0	92.7	67.8	99.8	64.8	91.5	67.0	90.9	20.0	26.5
4.0	3.8	3.3	65.3	95.0	63.3	94.2	67.0	95.3	55.7	94.0	52.7	80.7	66.2	93.9	23.0	36.0
10.0	5.9	5.3	59.3	93.0	57.3	92.9	67.0	99.7	47.8	87.8	44.8	72.6	58.2	86.6	25.0	43.0
16.0	7.5	6.8	56.2	90.0	54.2	90.5	67.0	100.1	43.7	79.8	40.7	68.4	54.1	80.5	25.0	49.0
20.0	8.4	7.6	54.8	87.0	52.8	87.1	67.0	98.3	41.7	76.9	38.7	66.4	52.2	78.2	25.0	52.0
31.25	10.5	9.5	51.9	84.0	49.9	84.5	67.0	98.4	37.9	73.1	34.9	62.9	48.3	74.4	23.6	48.0
62.5	15.0	13.7	47.4	82.0	45.4	82.3	65.6	99.4	31.8	68.3	28.8	56.3	42.3	68.8	21.5	48.0
100.0	19.1	17.5	44.3	77.0	42.3	77.9	62.5	94.7	27.8	63.1	24.8	51.8	38.2	63.9	20.1	45.0
200.0	27.6	25.1	39.8	74.0	37.8	74.2	58.0	91.3	21.7	50.3	18.7	46.9	32.2	55.1	18.0	43.0
250.0	31.1	28.1	38.3	72.0	36.3	72.3	56.5	89.4	19.8	50.7	16.8	44.2	30.2	53.9	17.3	37.0
300.0	34.3	30.9	37.1	70.0	35.1	69.3	55.3	86.9	18.2	49.2	15.2	42.1	28.7	52.2	16.8	34.0
400.0	40.1	36.1	35.3	68.0	33.3	68.1	53.5	85.3	15.7	44.2	12.7	41.3	26.2	49.3	15.9	34.0
500.0	45.3	40.5	33.8	66.0	31.8	65.9	52.0	83.2	13.8	41.3	10.8	39.5	24.2	46.8	15.2	34.0

#### Category 6A U/UTP Installation Cable

PART NO.	DESCRIPTION	PACKING SIZE
209941225	Category 6A U/UTP Installation Cable, 500m reel, PVC, Grey	45(O.D)×29.8(H) cm
209942225	Category 6A U/UTP Installation Cable, 500m reel, LSOH, Grey	45(O.D)×29.8(H) cm

Other lengths, colors or PVC cables on request

## Keystone Jack

### Category 6A 180° Shielded Die-casting Keystone Jack, Slim Type

Premium-Line 180° Category 6A shielded die-casting keystone jack in our new upgrade design, fully achieves the component standard ISO/IEC 11801-1:2017. Extra 30% permanent link headroom margin guaranteed compared to traditional Category 6A products and links, and it's also the best choice to support IEEE 802.3an 10G applications.

- Category 6A module, ISO/IEC 11801-1:2017 compliant
- Slim design gains the module fitting with all kinds of modular outlet/panel
- Short link 3 connectors ISO 11801 Permanent Link Tested
- Higher performance guarantees high data traffic and even expanding
- 100% test and report attached, quality assured and easy indicate
- For Datacenter horizontal crossconnect fast jumper to Inter-crossconnect
- Fast deployment for expanding and maintenance
- Shutter is optional

Physical Characteristics	
Jack	Phosphor bronze, 50μ inch gold plating over nickel in contact area
IDC	100μ inch nickel plated over phosphor bronze
Shielded Cover	50~60μ inch nickel plated over zinc alloy

Electrical Characteristics	
Dielectric Strength	1000V RMS for 1min
Current Rating	1.5Amp Max.
Insulation Resistance	10MΩ Min.
Contact Resistance	2mΩ per contact
Temperature Range	-10°C ~ +60°C
Humidity	10%~90%; non condensing

Applications	
<ul style="list-style-type: none"> <li>• 10GBASE-T Ethernet</li> <li>• 1000BASE-Tx Gigabit Ethernet</li> <li>• 1000BASE-T Gigabit Ethernet</li> <li>• 100BASE-Tx Fast Ethernet</li> <li>• 10BASE-T Ethernet</li> <li>• Voice, Video and other applications</li> </ul>	



109824010



109924010

All the products are verified to the electrical characteristics required in the directive.

#### Category 6A 180° Shielded Die-casting Keystone Jack

PART NO.	DESCRIPTION	PACKING SIZE
109824010	Category 6A 180° Shielded Die-casting Keystone Jack, Slim type	53.8×35.2×27cm
109924010	Category 6A 180° Shielded Die-casting Keystone Jack, Slim type, with shutter	53.8×35.2×27cm

# Category 6A Cabling Solutions



## Keystone Jack

Category 6A 90° Shielded Die-casting Keystone Jack, Slim Type \_\_\_\_\_

- Conform to ANSI/TIA-568.2-D:2018, ISO/IEC 11801-1:2017 and EN 50173-1 Class EA specifications
- Die-casting design for optimal EMI protection
- Slim size is ideal for interfaces where the spaces are tight
- Multi-nodes consolidation cord, reliable end to end solution & high data traffic applications
- Terminate with 110 tools
- Free scissor attached per carton, for excessive cable cut and avoid field termination failure on «short»
- RoHS compliant

### Physical Characteristics


Jack	Phosphor bronze, 50µ inch gold plated over nickel plated in contact area
IDC	100µ inch nickel plated over phosphor bronze
Shielded Cover	50~60µ inch nickel plated over zinc alloy

### Electrical Characteristics

Dielectrical Strength	1000V RMS for 1min
Current Rating	1.5Amp Max.
Industrial Resistance	10MΩ Min.
Contact Resistance	2mΩ per contact
Temperature Range	-10°C to +60°C
Humidity	10%~90%; non condensing

### Applications

- 10GBASE-T Ethernet
- 1000BASE-TX Gigabit Ethernet
- 1000BASE-T Gigabit Ethernet
- 100BASE-TX Fast Ethernet
- 10BASE-T Ethernet
- Voice, Video and other applications



All the products are verified to the electrical characteristics required in the directive.

Category 6A 90° Shielded Die-casting Keystone Jack

PART NO.	DESCRIPTION	PACKING SIZE
109813010	Category 6A 90° Shielded Die-casting Keystone Jack, Slim type	53.8×35.2×27cm



## Unshielded Keystone Jack

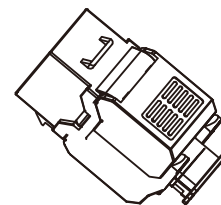

Category 6A 180° Unshielded Toolless Keystone Jack, Slim Type

Premium-Line Cat.6A 180° unshielded toolless keystone jack guarantees real ISO/IEC 11801-1:2017 short link performance, passes the permanent link test with the length of 2m, supports T568 A&B wiring.

<i>Physical Characteristics</i>	
Housing	PC, UL94 V-0
Jack	Phosphor bronze, 50μ inch gold plating over Nickel
IDC	100μ inch nickel plated over phosphor bronze
<i>Electrical Characteristics</i>	
Dielectric Strength	1000V RMS for 1min
Current Rating	1.5Amp Max.
Insulation Resistance	mind. 10MΩ
Contact Resistance	2mΩ per contact
Temperature Range	-10°C ~ +60°C
Humidity	10%~90%; non condensing
<i>Applications</i>	
<ul style="list-style-type: none"> <li>• 10GBASE-T Ethernet</li> <li>• 1000BASE-TX Gigabit Ethernet</li> <li>• 1000BASE-T Gigabit Ethernet</li> <li>• 100BASE-TX Fast Ethernet.</li> <li>• 10BASE-T Ethernet.</li> <li>• Voice, Video and other applications.</li> </ul>	



109324010



Category 6A 180° Unshielded Keystone Jack

PART NO.	DESCRIPTION	PACKING SIZE
109324010	Category 6A 180° Unshielded Toolless Keystone Jack, Slim Type, White	53.8x35.2x27cm





# Category 6A Cabling Solutions



## Unshielded Keystone Jack

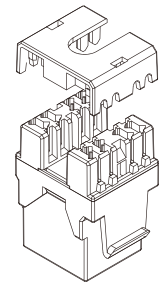
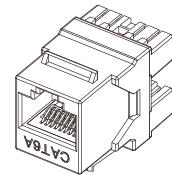
### Category 6A 180° Unshielded Keystone Jack

Premium-Line 180° unshielded keystone jack is in classical design, compatible with all Premium-Line unloaded module. The dual type IDC accepts 22-26 AWG solid cables, easy terminated with 110 or Krone tools, supports T568 A&B wiring.

<i>Physical Characteristics</i>	
Housing	PC, UL94 V-0
Jack	Phosphor bronze, 50μ inch gold plating over nickel
IDC	100μ inch nickel plated over phosphor bronze
<i>Electrical Characteristics</i>	
Dielectric Strength	1000V RMS for 1min
Current Rating	1.5Amp Max.
Insulation Resistance	mind. 10MΩ
Contact Resistance	2mΩ per contact
Temperature Range	-10°C ~ +60°C
Humidity	10%~90%; non condensing
<i>Applications</i>	
<ul style="list-style-type: none"> <li>• 10GBASE-T Ethernet</li> <li>• 1000BASE-TX Gigabit Ethernet</li> <li>• 1000BASE-T Gigabit Ethernet</li> <li>• 100BASE-TX Fast Ethernet.</li> <li>• 10BASE-T Ethernet.</li> <li>• Voice, Video and other applications.</li> </ul>	




109121010



#### Category 6A 180° Unshielded Keystone Jack

PART NO.	DESCRIPTION	PACKING SIZE
109121010	Category 6A 180° Unshielded Keystone Jack, Dual Type IDC, White	53.8x35.2x27cm
171022402	24port High Density Unloaded Patch Panel for Unshielded Keystone Jacks, Black	50.4x24.5x25.4cm



## Patch Panel

### Category 6A 1U Shielded Patch Panel


Premium-Line Category 6A fully shielded provides protection from EMI and alien crosstalk. It complies with ANSI/TIA-568.2-D:2018, EN 50173-1 and ISO/IEC 11801-1:2017 Class E<sub>A</sub> specifications, supports T568 A&B wiring and easy installation.

The complete module complies with EU RoHS directive. The construction in standard 1U 19" size suits all 19" rack installation. The main metal frame and rear back cover are made of SECC material, with a thickness over 1.0mm.

Physical Characteristics	
Jack	Phosphor bronze, 50μ inch gold plating over nickel in contact area
IDC	100μ inch nickel plated over phosphor bronze
Shielded Cover	50~60μ inch nickel plated over zinc alloy

Electrical Characteristics	
Dielectric Strength	1000V RMS for 1min
Current Rating	1.5Amp Max.
Insulation Resistance	10MΩ Min.
Contact Resistance	2mΩ per contact
Temperature Range	-10°C ~ +60°C
Humidity	10%~90%; non condensing

Applications	
<ul style="list-style-type: none"> <li>• 10GBASE-T Ethernet</li> <li>• 1000BASE-Tx Gigabit Ethernet</li> <li>• 1000BASE-T Gigabit Ethernet</li> <li>• 100BASE-Tx Fast Ethernet.</li> <li>• 10BASE-T Ethernet.</li> <li>• Voice, Video and other applications.</li> </ul>	



179212419

All the products are verified to the electrical characteristics required in the directive.

#### Category 6A 1U Shielded Patch Panel

PART NO.	DESCRIPTION	PACKING SIZE
179212412	Category 6A 90° 1U Shielded Patch Panel, Dual Type IDC, 24 Ports, Black	50.5×27.9×27 cm
179212419	Category 6A 90° 1U Shielded Patch Panel, Dual Type IDC, 24 Ports, RAL7035	50.5×27.9×27 cm

Other colors on request

# Category 6A Cabling Solutions



## Patch Panel

### Category 6A 0.5U Shielded Patch Panel

Premium-Line Category 6A 0.5U shielded patch panel provides high density solutions which simplify and speed up the deployment and servicing. It is designed to provide maximum flexibility and high performance for all 10G networks. Performance conforms to proposed Cat.6A Permanent Link/Channel requirement of ANSI/TIA-568.2-D:2018, EN 50173-1 and ISO/IEC 11801-1:2017 Class E<sub>A</sub> specifications.

Premium-Line Category 6A 0.5U shielded patch panel is in standard 19" but in 0.5U size on the purpose of saving rack space. There are 24 ports in 0.5U or 48 ports in 1U with performance for 10 Gigabit Ethernet can be used and that it is compliant with the standards for data centers ANSI /TIA-942 and ISO/IEC 11801-5:2017.

Physical Characteristics	
Jack	Phosphor bronze, 50μ inch gold plating over nickel in contact area
IDC	100μ inch nickel plated over phosphor bronze
Shielded Cover	50~60μ inch nickel plated over zinc alloy

Electrical Characteristics	
Dielectric Strength	1000V RMS for 1min
Current Rating	1.5Amp Max.
Insulation Resistance	10MΩ Min.
Contact Resistance	2mΩ per contact
Temperature Range	-10°C ~ +60°C
Humidity	10%~90%; non condensing

Applications	
<ul style="list-style-type: none"> <li>• 10GBASE-T Ethernet</li> <li>• 1000BASE-Tx Gigabit Ethernet</li> <li>• 1000BASE-T Gigabit Ethernet</li> <li>• 100BASE-Tx Fast Ethernet.</li> <li>• 10BASE-T Ethernet.</li> <li>• Voice, Video and other applications.</li> </ul>	



179272412

All the products are verified to the electrical characteristics required in the directive.

#### Category 6A 0.5U Shielded Patch Panel

PART NO.	DESCRIPTION	PACKING SIZE
179272412	Category 6A 90° 0.5U Shielded Patch Panel, Dual Type IDC, 24-Ports, black	54×25×23.5 cm
179272419	Category 6A 90° 0.5U Shielded Patch Panel, Dual Type IDC, 24-Ports, RAL7035	54×25×23.5 cm

Other colors on request

## Patch Panel

### Cat.6A 180° Unshielded Patch Panel

Premium-Line Category 6A unshielded patch panel complies with ANSI/TIA-568.2-D:2018, EN 50173-1 and ISO/IEC 11801-1:2017 Class E<sub>A</sub> specifications.

The complete module complies with EU RoHS directive.

The construction in standard 1U 19" size, suits all 19" rack installation. The main metal frame is made of SECC material, with the thickness over 1.0mm. Dual type IDC accepts 22-26 AWG solid cable, easy for termination with 110 or Krone tools. The finished product is available in 24 ports (1U).

Physical Characteristics		Applications
Jack	Phosphor bronze, 50μ inch gold plating over nickel in contact area	
IDC	100μ inch nickel plated over phosphor bronze	
Electrical Characteristics		<ul style="list-style-type: none"> <li>• 10GBASE-T Ethernet</li> <li>• 1000BASE-TX Gigabit Ethernet</li> <li>• 1000BASE-T Gigabit Ethernet</li> <li>• 100BASE-TX Fast Ethernet</li> <li>• 10BASE-T Ethernet</li> <li>• Voice, Video and other applications</li> </ul>
Dielectric Strength	1000V RMS for 1min	
Current Rating	1.5Amp Max.	
Insulation Resistance	mind. 10MΩ	
Contact Resistance	2mΩ per contact	
Temperature Range	-10°C ~ +60°C	
Humidity	10%~90%; non condensing	

All the products are verified to the electrical characteristics required in the directive.



179122412

#### Cat.6A 180° Unshielded Patch Panel

PART NO.	DESCRIPTION	PACKING SIZE
179122412	Category 6A 180° unshielded patch panel, dual type IDC, 1U,24 ports,black	50x24.5x25.5cm

## Modular Patch Panel

### 1U 24port Angled Modular Patch

Features:

- Angled design saving space of frontal cable management bar
- For passive racks, easy identification from standard design, benefits for important links wiring
- Easy click on management bar, high strength affordable
- Remarkable Labeling holder for management




170262402

#### 1U 24port Angled Modular Patch Panel

PART NO.	DESCRIPTION	PACKING SIZE
170262402	1U 24port angled modular patch panel with cable management, black	57x29x30cm



# Category 6A Cabling Solutions




## Patch Cord

### Category 6A S/FTP Patch Cord

Premium-Line Category 6A S/FTP patch cord supports whole link achieves Class EA 500MHz 10G channel applications.

To realize the high performance, the cable is coming with two shielding layers. Each pair is wrapped by individual Aluminum-Mylar film, to eliminate the near end pair to pair interferences.

Again a tinned copper braid laid over the inner structure, provides protection against outside EMI interferences.



#### Construction

Conductor	Material / size	Bare Copper / 26 AWG
Insulation	Material	Foam-Skin PE
Inner-Shield	Aluminum-Mylar	An Aluminum Foil Screen Around Each Pair
Braid	Material	Tinned Copper
Sheath	Material	PVC / LSOH
	Diameter	5.7± 0.3 mm

#### Category 6A S/FTP Patch Cord, LSOH

Length	Grey	Green	Blue	Red	Yellow
0,5 m	182420055	182420056	182420054	182420053	182420058
1 m	182420105	182420106	182420104	182420103	182420108
2 m	182420205	182420206	182420204	182420203	182420208
3 m	182420305	182420306	182420304	182420303	182420308
5 m	182420505	182420506	182420504	182420503	182420508
7 m	182420705	182420706	182420704	182420703	182420708
10 m	182421005	182421006	182421004	182421003	182421008

Other lengths, colors or PVC cables on request

## Patch Cord

### Category 6A U/FTP Patch Cord

Premium-Line Category 6A U/FTP system patch cord is designed for the high level project use. Compatible with the patch panel, keystone jack and installation cable, to constitute excellent channel performance. Compliant with Cat.6A standards as ANSI/TIA-568.2-D:2018, ISO/IEC 11801-1:2017 Class EA and EN 50173-1.

#### Construction

Conductor	Material / size	Bare Copper / 26 AWG
Insulation	Material	Foam-Skin PE
Inner-Shield	Aluminum-Mylar	An aluminum foil screen around each pair
Braid	Material	Stranded Tinned Copper
Sheath	Material	PVC / LSOH
	Diameter	6.0±0.2mm



#### Category 6A U/FTP Patch Cord, PVC

Length	Grey	Green	Blue	Red	Yellow
0.5 m	182810055	182810056	182810054	182810053	182810058
1 m	182810105	182810106	182810104	182810103	182810108
2 m	182810205	182810206	182810204	182810203	182810208
3 m	182810305	182810306	182810304	182810303	182810308
5 m	182810505	182810506	182810504	182810503	182810508
7 m	182810705	182810706	182810704	182810703	182810708
10 m	182811005	182811006	182811004	182811003	182811008

Other lengths, colors or halogen free cables on request



# Category 6A Cabling Solutions



## Patch Cord

### Category 6A U/UTP Patch Cord

Premium-Line Category 6A U/UTP patch cord supports the whole channel transmission as per standard ANSI/TIA-568.2-D:2018, ISO/IEC 11801-1:2017 and EN 50173-1 Class EA specifications. The patch cord is finished with snag proof boot.

#### Construction

Conductor	Material / size	Bare Copper / 24 AWG
Insulation	Material	HDPE
Sheath	Material	PVC / LSOH
	Diameter	7.5±0.3mm



#### Category 6A U/UTP Patch Cord, PVC

Length	Grey	Green	Blue	Red	Yellow
0.5 m	182110055	182110056	182110054	182110053	182110058
1 m	182110105	182110106	182110104	182110103	182110108
2 m	182110205	182110206	182110204	182110203	182110208
3 m	182110305	182110306	182110304	182110303	182110308
5 m	182110505	182110506	182110504	182110503	182110508
7 m	182110705	182110706	182110704	182110703	182110708
10 m	182111005	182111006	182111004	182111003	182111008

Other lengths, colors or halogen free cables on request

## Flexible Consolidation Point Cable

### Class E<sub>A</sub> 10G CP Cable

Flexible consolidation point cables are popular in horizontal cabling system, with its featured characteristic - Easy and Fast Deployment - is realized by professional IT staff, and it's applied in many occasions and places, like ZDA to EDA in datacenter, open office easy and quick expanding nodes, extensions in horizontal cabling etc.

Premium-Line offers Class EA 10G CP cable which is 100% through factory Short Link 3 Connectors ISO 11801 Permanent Link tested and verified with features as,

- Flexible patch cable
- RJ45 plug to keystone jack (109824010)
- Optional keystone upon choice
- Factory terminated and tested
- Available length 5m, 7m, 10m, 20m
- Test service and results attached

#### Class E<sub>A</sub> S/FTP CP Cable, LSOH

Length	Grey	Orange
5 m	71942050520	71942050020
7 m	71942070520	71942070020
10 m	71942100520	71942100020
20 m	71942200520	71942200020



**premium<sup>®</sup>**  
**line**



Intertek

- **Installation cable**  
Category 6 U/FTP 450MHz  
Category 6 F/UTP 250MHz  
Category 6 U/UTP 250MHz
- **Keystone Jack**  
Category 6 Shielded Keystone Jack  
Category 6 Shielded Die-Casting Keystone Jack  
Category 6 90° & 180° Unshielded Keystone Jack  
Category 6 90° Unshielded Slim Keystone Jack  
Category 6 180° Unshielded Shutter Type Keystone Jack
- **Modular Patch Panel**  
High Density Unloaded Patch Panel
- **Patch Panel**  
Category 6 1U & 0.5U Shielded Patch Panel  
Category 6 Unshielded Patch Panel  
Category 6 Labeling Holder Panel  
Category 6 0.5U/24 Port & 1U/48 Port Unshielded Patch Panel
- **Patch Cord**  
Category 6 S/FTP Patch Cord  
Category 6 U/UTP System Patch Cord  
Category 6 U/UTP Retail Patch Cord  
Category 6 U/UTP Slimline Patch Cord
- **Flexible Consolidation Point Cable**  
Category 6 U/UTP CP Cable

## Category 6 Cabling Solutions

Today's applications require a cost effective and reliable base for communication. Premium-Line offers for this market segment Category 6 Cabling Solutions in shielded and unshielded form.



## **Solutions and Components** \_\_\_\_\_

Currently, the Category 6 solution is the most popular in the structural cabling. Premium-Line has been the high quality source in the global market since it has become a trend. With the comprehensive product range, we supply components – communication cables, keystone jacks, compact outlets, patch panels, patch cables... the complete solutions and system warranty. The solution performance and all products have been verified and approved by third party laboratory – «3P» and «ETL». Successfully implemented on many sites and systematically tuning of the products our customers can be assured receiving price performance.

## **Our Quality Guarantee** \_\_\_\_\_

The preconditions for high level channel in the projekt is to make sure each component has a compatible impedence. Therefore the best solution is to use same brand products with excellent performance.

Premium-Line offers you complete Category 6 system solutions which fulfill these requirements, also with the internal specific definition and qualification procedure for each single component is right on the purpose to ease the installation with good and convincible field test results.

## **Be Our 25 Years Warranty Member** \_\_\_\_\_

To guide and support companies, which use complete Premium-Line brand owned products, we offer a 25 year warranty. Premium-Line s offering distributor and installer trainings and certifications. With this certificate, all holders are applied for a 25 year quality warranty and service.

## **Project Support** \_\_\_\_\_

Our sales team will give you insight on our marketing strategy and keeps you informed about success stories and application stories worldwide.

This information will give you key information for succeeding in bids. Our international purchasing team will provide you with the specific products to make your supply chain simple and straightforward.

## Installation Cable

### Category 6 U/FTP 450MHz

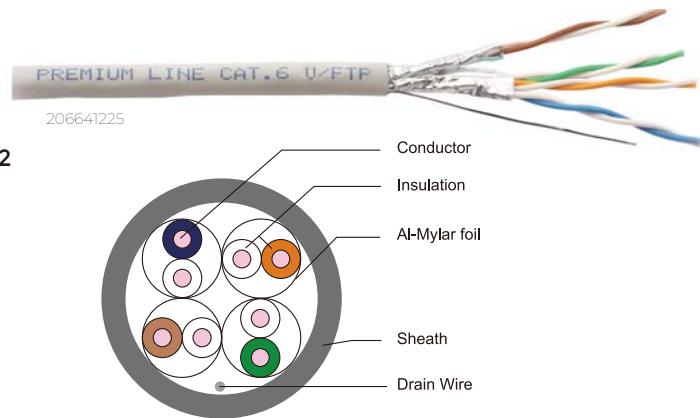
Premium-Line Category 6 components comply with requirements as per standard ANSI/TIA-568.2-D:2018, ISO/IEC 11801-1:2017, EN 50173-1, these consist of complete Category 6 channel to fully support the corresponding protocols & communication services.

#### Standards:

- ANSI/TIA-568.2-D:2018
- ISO/IEC 11801-1:2017
- CENELEC EN 50173-1
- CENELEC EN 50288-5-1
- Flame retardancy according to IEC 60332-1-2
- CPR Class Eca, Dca (B2ca on request)

#### Application:

- 1000BASE-TX (Gigabit Ethernet)
- 1000BASE-T (Gigabit Ethernet)
- 100BASE-TX Fast Ethernet
- 10BASE-T Ethernet
- Voice



#### Construction

Conductor	Material / size	Bare Copper / 23 AWG
Insulation	Material	Foam-Skin PE
Inner-Shield	Aluminum-Mylar	An aluminum foil Screen Around Each Pair
Drain Wire	Material	Stranded Tinned Copper / 26AWG
Sheath	Material	PVC / LSOH
	Diameter	7.2± 0.3 mm

#### Mechanical & Environmental Characteristics

Bend Radius	≥ 6D, without load
	≥ 8D, with load
Operation Temperature	-20°C ~ +60°C
Installation Temperature	0°C ~ +50°C
Storage Temperature	-30°C ~ +60°C

#### Electrical Performance

Freq (MHz)	Insertion Loss (dB)		NEXT (dB/100m)		PS NEXT (dB)		ACR (dB)		PS ACR (dB)		ACR-F (dB)		PS ACR-F (dB)		Return Loss (dB)	
	Nor.	Typ.	Nor.	Typ.	Nor.	Typ.	Nor.	Typ.	Nor.	Typ.	Nor.	Typ.	Nor.	Typ.	Nor.	Typ.
1.0	2.1	1.8	74.3	87.3	72.3	85.3	72.2	85.5	70.2	83.5	67.8	84.8	64.8	79.8	20.0	29.0
4.0	3.8	3.5	65.3	78.3	63.3	76.3	61.4	74.8	59.4	72.8	55.8	72.8	52.8	67.8	23.0	32.0
10.0	6.0	5.6	59.3	72.3	57.3	70.3	53.3	66.7	51.3	64.7	47.8	64.8	44.8	59.8	25.0	38.0
16.0	7.6	7.1	56.2	69.2	54.2	67.2	48.6	62.1	46.6	60.1	43.7	60.7	40.7	55.7	25.0	34.0
20.0	8.5	7.9	54.8	67.8	52.8	65.8	46.2	59.9	44.2	57.9	41.8	58.8	38.8	53.8	25.0	34.0
31.25	10.8	10.0	51.9	64.9	49.9	62.9	41.1	54.9	39.1	52.9	37.9	54.9	34.9	49.9	23.6	32.0
62.5	15.5	14.4	47.4	60.4	45.4	58.4	31.9	46.0	29.9	44.0	31.9	48.9	28.9	43.9	21.5	32.0
100.0	19.9	18.6	44.3	57.3	42.3	55.3	24.4	38.7	22.4	36.7	27.8	44.8	24.8	39.8	20.1	32.0
160.0	25.8	24.1	41.2	54.2	39.2	52.2	15.5	230.1	13.5	28.1	23.7	40.7	20.0	35.7	18.7	31.0
200.0	29.0	26.8	39.8	52.8	37.8	50.8	10.6	26.0	8.6	24.0	21.8	38.8	18.8	33.8	18.0	29.0
250.0	33.0	30.5	38.3	51.3	36.3	49.3	5.3	20.8	3.3	18.8	19.8	37.0	16.8	31.8	17.3	29.0
300.0*	—	33.7	—	50.0	—	48.1	—	16.3	—	14.4	—	36.0	—	30.0	—	27.0
450.0*	—	43.3	—	48.5	—	45.3	—	5.2	—	2.0	—	30.0	—	25.0	—	24.0

\*Values for frequencies above industry requirements are for information only

#### Category 6 U/FTP Installation Cable

PART NO.	DESCRIPTION	PACKING SIZE
206641225	Category 6 U/FTP Installation Cable, 500m reel, PVC, Grey	50(O.D.)×31(H) cm
206642225	Category 6 U/FTP Installation Cable, 500m reel, LSOH, Grey	50(O.D.)×31(H) cm

# Category 6 Cabling Solutions



## Installation Cable

### Category 6 F/UTP 250MHz

#### Standards:

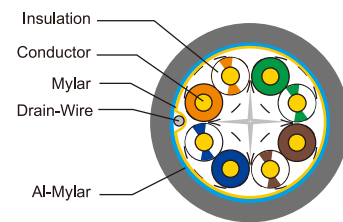
- ANSI/TIA-568.2-D:2018
- ISO/IEC 11801-1:2017
- CENELEC EN 50173-1
- CENELEC EN 50288-5-1,
- Flame retardancy is verified according to IEC 60332-1-2.
- CPR Class Eca, Dca (B2ca on request)



206241125

#### Application:

- 1000BASE-TX (Gigabit Ethernet)
- 1000BASE-T (Gigabit Ethernet)
- 100BASE-TX Fast Ethernet
- 10BASE-T Ethernet
- Voice



#### Construction

Conductor	Material / size	Bare Copper / 23 AWG
Insulation	Material	HDPE
Sheath	Material	PVC / LSOH
	Diameter	7.4± 0.4 mm

#### Mechanical & Environmental Characteristics

Bend Radius	≥ 6D, without load
	≥ 8D, with load
Operation Temperature	-20°C ~ +60°C
Installation Temperature	0°C ~ +50°C
Storage Temperature	-30°C ~ +60°C

#### Electrical Performance

Freq (MHz)	Insertion Loss (dB)		NEXT (dB/100m)		PS NEXT (dB)		ACR (dB)		PS ACR (dB)		ACR-F (dB)		PS ACR-F (dB)		Return Loss (dB)	
	Nor.	Typ.	Nor.	Typ.	Nor.	Typ.	Nor.	Typ.	Nor.	Typ.	Nor.	Typ.	Nor.	Typ.	Nor.	Typ.
1.0	2.1	1.8	74.3	82.3	72.3	77.3	72.2	80.5	70.2	75.5	67.8	84.8	64.8	79.8	20.0	29.0
4.0	3.8	3.5	65.3	73.3	63.3	68.3	61.4	69.8	59.4	64.8	55.8	72.8	52.8	67.8	23.0	32.0
10.0	6.0	5.6	59.3	67.3	57.3	62.3	53.3	61.7	51.3	56.7	47.8	64.8	44.8	59.8	25.0	38.0
16.0	7.6	7.1	56.2	64.2	54.2	59.2	48.6	57.1	46.6	52.1	43.7	60.7	40.7	55.7	25.0	34.0
20.0	8.5	7.9	54.8	62.8	52.8	57.8	46.2	54.9	44.2	49.9	41.8	58.8	38.8	53.8	25.0	34.0
31.25	10.8	10.0	51.9	59.9	49.9	54.9	41.1	49.9	39.1	44.9	37.9	54.9	34.9	49.9	23.6	32.0
62.5	15.5	14.4	47.4	55.4	45.4	50.4	31.9	41.0	29.9	36	31.9	48.9	28.9	43.9	21.5	32.0
100.0	19.9	18.6	44.3	52.3	42.3	47.3	24.4	33.7	22.4	28.7	27.8	44.8	24.8	39.8	20.1	32.0
160.0	25.9	24.1	41.2	49.2	39.2	44.2	15.5	25.1	13.5	20.1	23.7	40.7	20	35.7	18.7	31.0
200.0	29.0	26.8	39.8	47.8	37.8	42.8	10.6	21.0	8.6	15.2	21.8	38.8	18.8	33.8	18.0	29.0
250.0	33.0	30.5	38.3	46.3	36.3	40.3	5.3	15.8	3.3	10.8	19.8	37	16.8	31.8	17.3	29.0

#### Category 6 F/UTP Installation Cable

PART NO.	DESCRIPTION	PACKING SIZE
206241125	Category 6 F/UTP Installation Cable, 500m reel, PVC, Grey	37×37×21 cm
206242125	Category 6 F/UTP Installation Cable, 500m reel, LSOH, Grey	37×37×21 cm



## Installation Cable

### Category 6 U/UTP 250MHz

#### Standards:

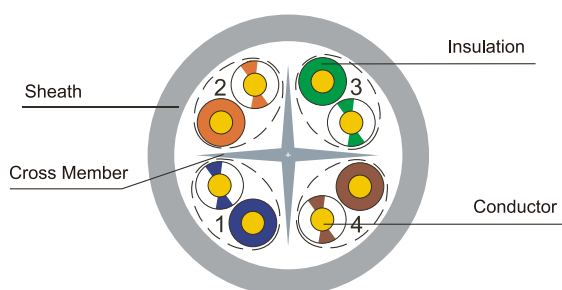
- ANSI/TIA-568.2-D:2018
- ISO/IEC 11801-1:2017
- CENELEC EN 50173-1
- CENELEC EN 50288-6-1,
- Flame retardancy is verified according to IEC 60332-1-2.
- 3P Verified
- ETL Verified
- CPR Class Eca, Dca (B2ca on request)

#### Application:

- 1000BASE-TX (Gigabit Ethernet)
- 1000BASE-T (Gigabit Ethernet)
- 100BASE-TX Fast Ethernet
- 10BASE-T Ethernet
- Voice



20614115



#### Construction

Conductor	Material / size	Bare Copper / 23 AWG
Insulation	Material	HDPE
Sheath	Material	PVC / LSOH
	Diameter	6.2± 0.3 mm

#### Mechanical & Environmental Characteristics

Bend Radius	≥ 6D, without load
	≥ 8D, with load
Operation Temperature	-20°C ~ +60°C
Installation Temperature	0°C ~ +50°C
Storage Temperature	-30°C ~ +60°C

#### Electrical Performance

(MHz)	(dB)		(dB/100m)		(dB)		(dB)		(dB)		(dB)		(dB)			
	Nor.	Typ.	Nor.	Typ.	Nor.	Typ.	Nor.	Typ.	Nor.	Typ.	Nor.	Typ.	Nor.	Typ.		
1.0	2.1	1.8	74.3	82.3	72.3	77.3	72.2	80.5	70.2	75.5	67.8	84.8	64.8	79.8	20.0	29.0
4.0	3.8	3.5	65.3	73.3	63.3	68.3	61.4	69.8	59.4	64.8	55.8	72.8	52.8	67.8	23.0	32.0
10.0	6.0	5.6	59.3	67.3	57.3	62.3	53.3	61.7	51.3	56.7	47.8	64.8	44.8	59.8	25.0	38.0
16.0	7.6	7.1	56.2	64.2	54.2	59.2	48.6	57.1	46.6	52.1	43.7	60.7	40.7	55.7	25.0	34.0
20.0	8.5	7.9	54.8	62.8	52.8	57.8	46.2	54.9	44.2	49.9	41.8	58.8	38.8	53.8	25.0	34.0
31.25	10.8	10.0	51.9	59.9	49.9	54.9	41.1	49.9	39.1	44.9	37.9	54.9	34.9	49.9	23.6	32.0
62.5	15.5	14.4	47.4	55.4	45.4	50.4	31.9	41.0	29.9	36	31.9	48.9	28.9	43.9	21.5	32.0
100.0	19.9	18.6	44.3	52.3	42.3	47.3	24.4	33.7	22.4	28.7	27.8	44.8	24.8	39.8	20.1	32.0
160.0	25.9	24.1	41.2	49.2	39.2	44.2	15.5	25.1	13.5	20.1	23.7	40.7	20	35.7	18.7	31.0
200.0	29.0	26.8	39.8	47.8	37.8	42.8	10.6	21.0	8.6	15.2	21.8	38.8	18.8	33.8	18.0	29.0
250.0	33.0	30.5	38.3	46.3	36.3	40.3	5.3	15.8	3.3	10.8	19.8	37	16.8	31.8	17.3	29.0
250.0	33.0	30.5	38.3	51.3	36.3	49.3	5.3	20.8	3.3	18.8	19.8	37.0	16.8	31.8	17.3	29.0

#### Category 6 U/UTP Installation Cable

PART NO.	DESCRIPTION	PACKING SIZE
206141115	Category 6 U/UTP Installation Cable, 305m box, PVC, Grey	42×42×21 cm
206142115	Category 6 U/UTP Installation Cable, 305m box, LSOH, Grey	42×42×21 cm



# Category 6 Cabling Solutions



## Keystone Jack

### Category 6 Shielded Keystone Jack

Premium-Line 90° shielded keystone jack in fully shielded design, optimizes shield effectiveness protection from EMI. Dual IDC connector can accept 22-26 AWG solid cables, supports T568 A&B wiring, and it uses 110 or Krone tools for termination.

Premium-Line Category 6 shielded keystone jack performance conforms to ANSI/TIA-568.2-D:2018, ISO/IEC 11801-1:2017 and EN50173-1 Category 6 specifications, supports the channel link bandwidth up to 250MHz.

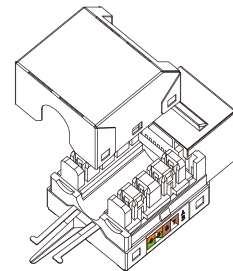
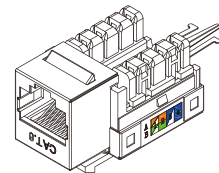
Physical Characteristics	
Jack	Phosphor bronze, 50μ inch gold plating over nickel in contact area
IDC	100μ inch nickel plated over phosphor bronze
Shielded Cover	50~60μ inch nickel plated over phosphor bronze

Electrical Characteristics	
Dielectric Strength	1000V RMS for 1min
Current Rating	1.5Amp Max.
Insulation Resistance	mind. 10MΩ
Contact Resistance	2mΩ per contact
Temperature Range	-10°C ~ +60°C
Humidity	10%~90%; non condensing

Applications	
<ul style="list-style-type: none"> <li>• 1000BASE-TX Gigabit Ethernet</li> <li>• 1000BASE-T Gigabit Ethernet</li> <li>• 100BASE-TX Fast Ethernet</li> <li>• 10BASE-T Ethernet</li> <li>• Voice, Video and other applications</li> </ul>	



106211010



All the products are verified to the electrical characteristics required in the directive.

#### Category 6 Shielded Keystone Jack

PART NO.	DESCRIPTION	PACKING SIZE
106211010	Category 6 90° Shielded Keystone Jack, Dual Type IDC	53.8×35.2×27 cm



## Keystone Jack


### Category 6 Shielded Die-Casting Keystone Jack

Premium-Line 180° shielded die-casting keystone jack in special design for optimal EMI protection. Toolless design does not need additional tools for termination, supports T568 A&B wiring.

<i>Physical Characteristics</i>	
Body Material	Housing: PC, UL94 V-0 Body: zine die-casting
Jack Contact	Phosphor bronze, 50μ inch gold plated over nickel
IDC Contacts	100μ inch nickel plated over phosphor bronze
<i>Electrical Characteristics</i>	
Dielectric Strength	1000V RMS for 1min
Current Rating	1.5Amp Max.
Insulation Resistance	mind. 10MΩ
Contact Resistance	2mΩ per contact
Temperature Range	-10°C ~ +60°C
Humidity	10%~90%; non condensing
<i>Applications</i>	
<ul style="list-style-type: none"> <li>• 1000BASE-TX Gigabit Ethernet</li> <li>• 1000BASE-T Gigabit Ethernet</li> <li>• 100BASE-TX Fast Ethernet.</li> <li>• 10BASE-T Ethernet.</li> <li>• Voice, Video and other applications.</li> </ul>	



106524010




All the products are verified to the electrical characteristics required in the directive.

#### Category 6 Shielded Die-Casting Keystone Jack

PART NO.	DESCRIPTION	PACKING SIZE
106524010	Category 6 180° Shielded Die-Casting Keystone Jack	42×41×38 cm
170242402	High Density Shielded Unloaded Patch Panel with Cable Management	50.5×27.9×27 cm

# Category 6 Cabling Solutions



## Keystone Jack

### Category 6 90° Unshielded Keystone Jack

Premium-Line 90° unshielded keystone jack is in classical design, the dual type IDC accepts 22-26 AWG solid cables, easy terminated with 110 or Krone tools, supports T568 A&B wiring. With its good & stable performance, this module earns the good sales result in the market.

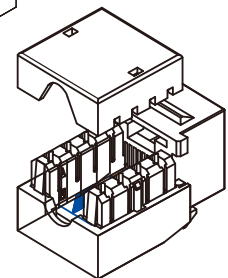
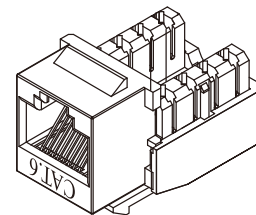
Physical Characteristics	
Housing	PC, UL94 V-0
Jack Contact	Phosphor bronze, 50μ inch gold plated over nickel
IDC Contacts	100μ inch nickel plated over phosphor bronze

Electrical Characteristics	
Dielectric Strength	1000V RMS for 1min
Current Rating	1.5Amp Max.
Insulation Resistance	mind. 10MΩ
Contact Resistance	2mΩ per contact
Temperature Range	-10°C ~ +60°C
Humidity	10%~90%; non condensing

Applications	
<ul style="list-style-type: none"> <li>• 1000BASE-TX Gigabit Ethernet</li> <li>• 1000BASE-T Gigabit Ethernet</li> <li>• 100BASE-TX Fast Ethernet</li> <li>• 10BASE-T Ethernet</li> <li>• Voice, Video and other applications</li> </ul>	



106111010



All the products are verified to the electrical characteristics required in the directive.

#### Category 6 Unshielded Keystone Jack

PART NO.	DESCRIPTION	PACKING SIZE
106111010	Category 6 90° Unshielded Keystone Jack, Dual Type IDC, White	53.8×35.2×27 cm



## Keystone Jack

### Category 6 180° Unshielded Keystone Jack

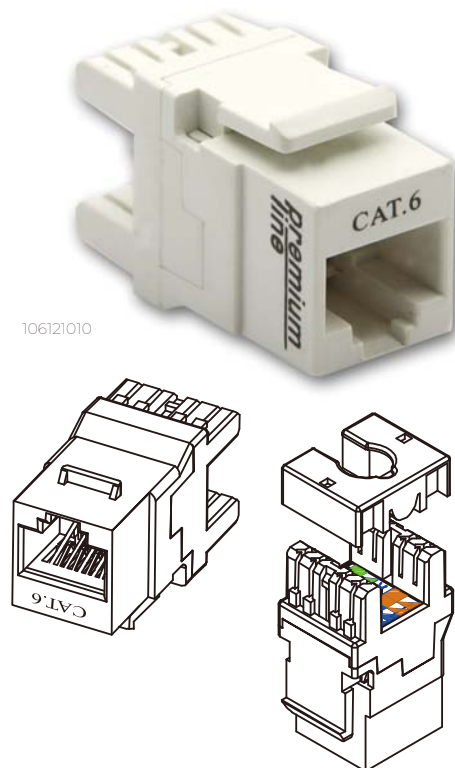
Premium-Line 180° unshielded keystone jack is in classical design, it's compatible with all Premium-Line unloaded modules. The dual type IDC accepts 22-26 AWG solid cables, easy terminated with 110 or Krone tools, supports T568 A&B wiring.

With its good & stable performance, this module earns the good sales result in the market.

Physical Characteristics	
Body Material	Housing: PC, UL94 V-0
Jack Contact	Phosphor bronze, 50μ inch gold plated over nickel
IDC Contacts	100μ inch nickel plated over phosphor bronze

Electrical Characteristics	
Dielectric Strength	1000V RMS for 1min
Current Rating	1.5Amp Max.
Insulation Resistance	mind. 10MΩ
Contact Resistance	2mΩ per contact
Temperature Range	-10°C ~ +60°C
Humidity	10%~90%; non condensing


Applications	
<ul style="list-style-type: none"> <li>• 1000BASE-TX Gigabit Ethernet</li> <li>• 1000BASE-T Gigabit Ethernet</li> <li>• 100BASE-TX Fast Ethernet.</li> <li>• 10BASE-T Ethernet.</li> <li>• Voice, Video and other applications.</li> </ul>	



All the products are verified to the electrical characteristics required in the directive.

#### Category 6 Unshielded Keystone Jack

PART NO.	DESCRIPTION	PACKING SIZE
106121010	Category 6 180° Unshielded Keystone Jack, Dual Type IDC, White	53.8×35.2×27 cm
171022402	24port High Density Unloaded Patch Panel for Unshielded Keystone Jacks, Black	50.4×24.5×25.4 cm





# Category 6 Cabling Solutions



## Keystone Jack

### Category 6 90° Unshielded Slim Keystone Jack

Premium-Line Category 6 90° unshielded slim keystone jack is the mini type of standard 90° unshielded keystone jack as its naming. All inner construction and characteristics are same as normal one.

Physical Characteristics	
Housing	PC, UL94 V-0
Jack Contact	Phosphor bronze, 50μ inch gold plated over nickel
IDC Contacts	100μ inch nickel plated over phosphor bronze

Applications	
<ul style="list-style-type: none"> <li>• 1000BASE-TX Gigabit Ethernet.</li> <li>• 1000BASE-T Gigabit Ethernet.</li> <li>• 100BASE-TX Fast Ethernet.</li> <li>• 10BASE-T Ethernet.</li> <li>• Voice, Video and other applications.</li> </ul>	



106311010

## Keystone Jack

### Category 6 180° Unshielded Shutter Type Keystone Jack

Premium-Line Category 6 180° unshielded shutter type keystone jack is ideally designed to protect jack against ingress of dirt, ease the work in field installation and future ports management. The rest is same as standard 180° keystone module, supports easy termination, accepts 22-26 AWG solid cables, supports T568 A&B wiring. The finish product complies with EU RoHS directive.

Physical Characteristics	
Housing	PC, UL94 V-0
Jack Contact	Phosphor bronze, 50μ inch gold plated over nickel
IDC Contacts	100μ inch nickel plated over phosphor bronze

Applications	
<ul style="list-style-type: none"> <li>• 1000BASE-TX Gigabit Ethernet.</li> <li>• 1000BASE-T Gigabit Ethernet.</li> <li>• 100BASE-TX Fast Ethernet.</li> <li>• 10BASE-T Ethernet.</li> <li>• Voice, Video and other applications.</li> </ul>	



106721010

All the products are verified to the electrical characteristics required in the directive.

#### Category 6 Unshielded Keystone Jack

PART NO.	DESCRIPTION	PACKING SIZE
106311010	Category 6 90° Unshielded Slim Keystone Jack, Dual Type IDC	42.4×35.2×24 cm
106721010	Category 6 180° Unshielded Slim Shutter Keystone Jack	53.8×35.2×27 cm

## Modular Patch Panel

### High Density Unloaded Patch Panel

Premium-Line unshielded compact unloaded patch panel is in dedicated design to adopt Premium-Line 180° unshielded keystone jack or 90° slim keystone jack, to meet different place use intentions. Each port has sequence numbering, plastic labeling remark and above markable position, for future port identification or re-management. Main body is made of single complete steel plate, finished in 1U 19" size, suits for all standard 19" rack installation.



171022402



All the products are verified to the electrical characteristics required in the directive.

#### High Density Unloaded Patch Panel

PART NO.	DESCRIPTION	PACKING SIZE
171022402	24port High Density Unloaded Patch Panel for 180°Unshielded & 90° Unshielded Slim Keystone Jacks(P/N 109121010,106121010,106311010,106391010, 106621010,106621020,106721010,105311010,105121010, 109324010), Black	50.4×24.5×25.4 cm
195030002	Cable Management Bar, Screw Type, Black	50.5×27.9×27 cm

# Category 6 Cabling Solutions




## Patch Panel

### Category 6 1U Shielded Patch Panel

Premium-Line Category 6 shielded patch panel comply with ANSI/TIA-568.2-D:2018, ISO/IEC 11801-1:2017 and EN 50173-1 Class E specifications. The complete module complies with EU RoHS directive. The construction in standard 1U 19" size suits all 19" rack installation. The main metal frame and rear back cover are made of SECC material, with the thickness over 1.0mm. Dual type IDC accepts 22-26 AWG solid cable, easy for termination with 110 or Krone tools. The finished product is available in black or light gray RAL7035 color.

Physical Characteristics		Applications
Jack	Phosphor bronze, 50μ inch gold plating over nickel in contact area	
IDC	100μ inch nickel plated over phosphor bronze	
Shielded Cover	50~60μ inch nickel plated over phosphor bronze	
Electrical Characteristics		<ul style="list-style-type: none"> <li>• 1000BASE-TX Gigabit Ethernet</li> <li>• 1000BASE-T Gigabit Ethernet</li> <li>• 100BASE-TX Fast Ethernet</li> <li>• 10BASE-T Ethernet</li> <li>• Voice, Video and other applications</li> </ul>
Dielectric Strength	1000V RMS for 1min	
Current Rating	1.5Amp Max.	
Insulation Resistance	mind. 10MΩ	
Contact Resistance	2mΩ per contact	
Temperature Range	-10°C ~ +60°C	
Humidity	10%~90%; non condensing	

All the products are verified to the electrical characteristics required in the directive.



176212412

### Category 6 1U Shielded Patch Panel

PART NO.	DESCRIPTION	PACKING SIZE
176212412	Category 6 24port Shielded Patch Panel, Dual Type IDC, Black	50.5×27.9×27 cm
176212419	Category 6 24port Shielded Patch Panel, Dual Type IDC, RAL7035	50.5×27.9×27 cm


## Patch Panel

### Category 6 0.5U Shielded Patch Panel

Premium-Line Category 6 0.5U shielded patch panel complies with ANSI/TIA-568.2-D:2018, ISO/IEC 11801-1:2017 and EN 50173-1 Class E specifications. The complete module complies with EU RoHS directive. The construction is in standard 19" but in 0.5U size, this is the only difference from Premium-Line 1U shielded patch panel on the purpose of rack space saving. The main metal frame and rear back cover are made of SECC material, with the thickness over 1.0mm. Dual type IDC accepts 22-26 AWG solid cable, easy for termination with 110 or Krone tools. The finished product available in black or light gray RAL7035 color.

Physical Characteristics		Applications
Jack	Phosphor bronze, 50μ inch gold plating over nickel in contact area	
IDC	100μ inch nickel plated over phosphor bronze	
Shielded Cover	50~60μ inch nickel plated over phosphor bronze	
Electrical Characteristics		<ul style="list-style-type: none"> <li>• 1000BASE-TX Gigabit Ethernet</li> <li>• 1000BASE-T Gigabit Ethernet</li> <li>• 100BASE-TX Fast Ethernet</li> <li>• 10BASE-T Ethernet</li> <li>• Voice, Video and other applications</li> </ul>
Dielectric Strength	1000V RMS for 1min	
Current Rating	1.5Amp Max.	
Insulation Resistance	mind. 10MΩ	
Contact Resistance	2mΩ per contact	
Temperature Range	-10°C ~ +60°C	
Humidity	10%~90%; non condensing	

All the products are verified to the electrical characteristics required in the directive.



176272412

#### Category 6 0.5U Shielded Patch Panel

PART NO.	DESCRIPTION	PACKING SIZE
176272412	Category 6 24port Shielded Patch Panel, 0.5U, Dual Type IDC, Black	50.5×27.9×27 cm
176272419	Category 6 24port Shielded Patch Panel, 0.5U, Dual Type IDC, RAL7035	50.5×27.9×27 cm



# Category 6 Cabling Solutions



## Patch Panel

### Category 6 Unshielded Patch Panel

Premium-Line Category 6 unshielded patch panel complies with ANSI/TIA-568.2-D:2018, ISO/IEC 11801-1:2017 and EN 50173-1 Class E specifications. The complete module complies with EU RoHS directive. The construction in standard 1U 19" size, suits all 19" rack installation. The main metal frame is made of SECC material, with the thickness over 1.0mm. Dual type IDC accepts 22-26 AWG solid cable, easy for termination with 110 or Krone tools. The finished product is available in 24 ports (1U).

Physical Characteristics		Applications
Jack	Phosphor bronze, 50μ inch gold plating over nickel in contact area	
IDC	100μ inch nickel plated over phosphor bronze	
Electrical Characteristics		<ul style="list-style-type: none"> <li>• 1000BASE-TX Gigabit Ethernet</li> <li>• 1000BASE-T Gigabit Ethernet</li> <li>• 100BASE-TX Fast Ethernet</li> <li>• 10BASE-T Ethernet</li> <li>• Voice, Video and other applications</li> </ul>
Dielectric Strength	1000V RMS for 1min	
Current Rating	1.5Amp Max.	
Insulation Resistance	mind. 10MΩ	
Contact Resistance	2mΩ per contact	
Temperature Range	-10°C ~ +60°C	
Humidity	10%~90%; non condensing	

All the products are verified to the electrical characteristics required in the directive.



176122412

### Category 6 Unshielded Patch Panel

PART NO.	DESCRIPTION	PACKING SIZE
176122412	Category 6 24port Unshielded Patch Panel, Dual Type IDC, Black	50×24.5×25.5 cm
195000002	Cable Management Bar, Click On Type, Black	50.5×27.9×27 cm
195030002	Cable Management Bar, Screw Type, Black	50.5×27.9×27 cm

## Patch Panel

### Category 6 Labeling Holder Panel

Premium-Line Category 6 labeling unshielded patch panel complies with ANSI/TIA-568.2-D:2018, ISO/IEC 11801-1:2017 and EN 50173-1 Class E specifications. The complete module complies with EU RoHS directive.

Physical Characteristics		Applications
Jack	Phosphor bronze, 50µ inch gold plating over nickel in contact area	
IDC	100µ inch nickel plated over phosphor bronze	
Electrical Characteristics		<ul style="list-style-type: none"> <li>• 1000BASE-TX Gigabit Ethernet</li> <li>• 1000BASE-T Gigabit Ethernet</li> <li>• 100BASE-TX Fast Ethernet</li> <li>• 10BASE-T Ethernet</li> <li>• Voice, Video and other applications</li> </ul>
Dielectric Strength	1000V RMS for 1min	
Current Rating	1.5Amp Max.	
Insulation Resistance	mind. 10MΩ	
Contact Resistance	2mΩ per contact	
Temperature Range	-10°C ~ +60°C	
Humidity	10%~90%; non condensing	

All the products are verified to the electrical characteristics required in the directive.



176722412

#### Category 6 Labeling Holder Panel

PART NO.	DESCRIPTION	PACKING SIZE
176722412	Category 6 24port Unshielded Patch Panel with Labeling Holder, Dual Type IDC, Black	50×24.5×25.5 cm



# Category 6 Cabling Solutions



## Patch Panel

### Category 6 0.5U/24 Port & 1U/48 Port Unshielded Patch Panel

Premium-Line Category 6 19" high density patch panel, 24 port in 0,5U and 48 ports in 1U Size, could significantly expand your capacity by space saving in the rack! For any cross-connect rack and HC networking rack in the datacenter or TR, it's the ideal design to achieve more flexible deployment and also anytime available end subscribers' expansion. Two pieces easy click-in cable management bar at the back side is high strength affordable. The compact design saving physical space in rack and combine with its quality headroom margin performance, the panel is your ideal budget saving and competitive solution to others.



176182412



176144812

All the products are verified to the electrical characteristics required in the directive.



#### Category 6 0.5U/1U Unshielded Patch Panel

PART NO.	DESCRIPTION	PACKING SIZE
176182412	Category 6 0,5U UTP Patch Panel with One Cable Management Bar, 24 Ports	52×24×36 cm
176144812	Category 6 1U UTP Patch Panel with Two Cable Management Bars, 48 Ports	51.5×24×35 cm

## Patch Cord

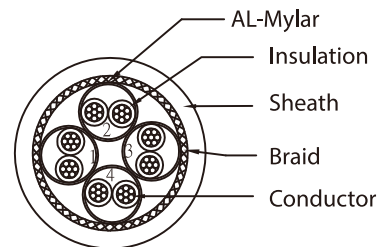

### Category 6 S/FTP Patch Cord

Premium-Line Category 6 S/FTP system patch cord is factory verified products, dedicated for datacenter and high end project use.

To realize the high performance, the cable is coming with two shielding layers. Each pair is wrapped by individual Aluminum-Mylar film, to eliminate the near end pair to pair interferences.

Again an aluminum coated braiding laid over the inner structure, provides protection against outside EMI interferences.

Compliances:	Applications
<ul style="list-style-type: none"> <li>• ANSI/TIA-568.2-D:2018 Category 6</li> <li>• ISO/IEC 11801-1:2017 Class E</li> <li>• CENELEC EN 50173-1</li> <li>• CENELEC EN 50288</li> <li>• 3P Certified Channel Performance</li> <li>• Flame retardance according to IEC 60332-1-2</li> <li>• RJ45 contacts 50µ inch gold plated</li> <li>• Molded snag proof boot</li> </ul>	<p>Premises environment, ideal for server electrical interference places, or along with active power devices</p> <ul style="list-style-type: none"> <li>• 1000BASE-TX Gigabit Ethernet</li> <li>• 1000BASE-T Gigabit Ethernet</li> <li>• 100BASE-TX Fast Ethernet</li> <li>• 10BASE-T Ethernet</li> <li>• Voice, Video and other applications</li> </ul>



#### Construction

Conductor	Material / size	Bare Copper / 26 AWG
Insulation	Material	Foam-Skin PE
Inner-Shield	Aluminum-Mylar	An aluminum foil Screen Around Each Pair
Braid	Material	Tinned Copper
Sheath	Material	PVC / LSOH
	Diameter	5.7± 0.3 mm

#### Category 6 S/FTP Patch Cord, PVC

Length	Grey	Green	Blue	Red	Yellow
0,5 m	186410055	186410056	186410054	186410053	186410058
1 m	186410105	186410106	186410104	186410103	186410108
2 m	186410205	186410206	186410204	186410203	186410208
3 m	186410305	186410306	186410304	186410303	186410308
5 m	186410505	186410506	186410504	186410503	186410508
7 m	186410705	186410706	186410704	186410703	186410708
10 m	186411005	186411006	186411004	186411003	186411008



# Category 6 Cabling Solutions

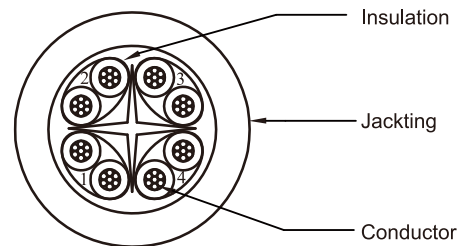


## Patch Cord

### Category 6 U/UTP System Patch Cord

Premium-Line Category 6 U/UTP system patch cord is designed for the high end project use. Compare to normal U/UTP patch cable, system patch cord exists a PE cross member, each pairs of whole cable retain the same stranding appearance and pitch as designed, even after transportation, cabling, wiring and management, this is the key factor to guarantee performances in various application.

Compliances:	Applications
<ul style="list-style-type: none"> <li>• ANSI/TIA-568.2-D:2018</li> <li>• ISO/IEC 11801-1:2017</li> <li>• CENELEC EN 50173-1</li> <li>• CENELEC EN 50288</li> <li>• 100% factory tested to component level performance as per ANSI/TIA-568.2-D:2018 specifications</li> <li>• Flame retardance according to IEC 60332-1-2</li> <li>• RJ45 contacts 50μ inch gold plated</li> <li>• Molded snag proof boot</li> </ul>	<p>Premises environment, option for equipment cord in cross-connect, ideal for 4 plug-in and above applications,</p> <ul style="list-style-type: none"> <li>• 1000BASE-TX Gigabit Ethernet</li> <li>• 1000BASE-T Gigabit Ethernet</li> <li>• 100BASE-TX Fast Ethernet</li> <li>• 10BASE-T Ethernet</li> <li>• Voice, Video and other applications</li> </ul>



#### Construction

Conductor	Material / size	Bare Copper / 24 AWG
Insulation	Material	HDPE
Sheath	Material	PVC / LSOH
	Diameter	6.4 ± 0.2 mm

#### Category 6 U/UTP System Patch Cord, PVC

Length	Grey	Green	Blue	Red	Yellow
0,5 m	186610055	186610056	186610054	186610053	186610058
1 m	186610105	186610106	186610104	186610103	186610108
2 m	186610205	186610206	186610204	186610203	186610208
3 m	186610305	186610306	186610304	186610303	186610308
5 m	186610505	186610506	186610504	186610503	186610508
7 m	186610705	186610706	186610704	186610703	186610708
10 m	186611005	186611006	186611004	186611003	186611008

Other lengths, colors or halogen free cables on request

## Patch Cord

### Category 6 U/UTP Retail Patch Cord

Premium-Line Category 6 U/UTP retail patch cord supports the whole Category 6 channel transmission as per standard ANSI/TIA-568.2-D:2018, ISO/IEC 11801-1:2017 and EN 50173-1 Class E specifications.

#### Construction

Conductor	Material / size	Bare Copper / 24 AWG
Insulation	Material	HDPE
Sheath	Material	PVC / LSOH
	Diameter	5.8± 0.3 mm



#### Category 6 U/UTP Retail Patch Cord

PART NO.	DESCRIPTION
1861xyyz	Category 6 U/UTP Retail Patch Cord, 24AWG

“x”, 1 = PVC; 2 = LSOH “yyy”, 005 = 0.5m; 010 = 1.0m; 020 = 2.0m; 030 = 3.0m; 050 = 5.0m; 070 = 7.0m; 100 = 10.0m

“z”, 3 = Red; 4 = Blue; 5 = Grey; 6 = Green; 8 = Yellow

## Patch Cord

### Category 6 U/UTP Slimline Patch Cord

#### Construction

Conductor	Material / size	Bare Copper / 30 AWG
Insulation	Material	HDPE
Sheath	Material	PVC / LSOH
	Diameter	3.1 ± 0.2 mm



#### Category 6 U/UTP Slimline Patch Cord

PART NO.	DESCRIPTION
18692yyyz	Category 6 U/UTP SlimLine Patch Cord, LSOH

“yyy”, 003 = 0.3m, 005 = 0.5m, 010 = 1.0m, 020 = 2.0m

“z”, 1 = White, 2 = Black, 3 = Red, 4 = Blue, 5 = Grey, 6 = Green, 8 = Yellow

# Category 6 Cabling Solutions



## Flexible Consolidation Point Cable

### Category 6 U/UTP CP Cable

---

Flexible consolidation point cables are popular in horizontal cabling system, its featured characteristic - Easy and Fast Deployment - is realized by professional IT staff, and it's applied in many occasions and places, like ZDA to EDA in datacenter, open office easy and quick expanding nodes, extensions in horizontal cabling and etc.

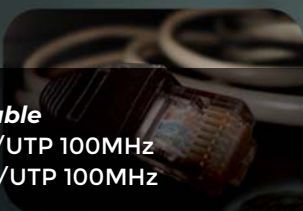
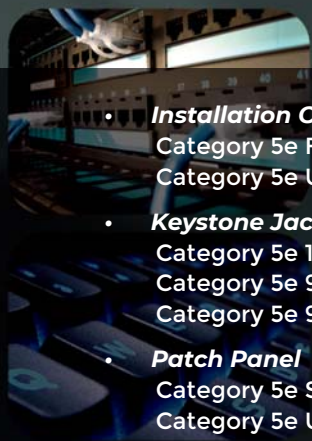
Premium-Line Category 6 Giga Ethernet CP cable is 100% factory Short Link 3 Connectors Permanent Link test verified and passed.

- Flexible patch cable
- RJ45 plug to keystone jack (106721010)
- Optional keystone upon choice
- Factory terminated and tested
- Available length 5m, 7m, 10m, 20m
- Test service and results attached

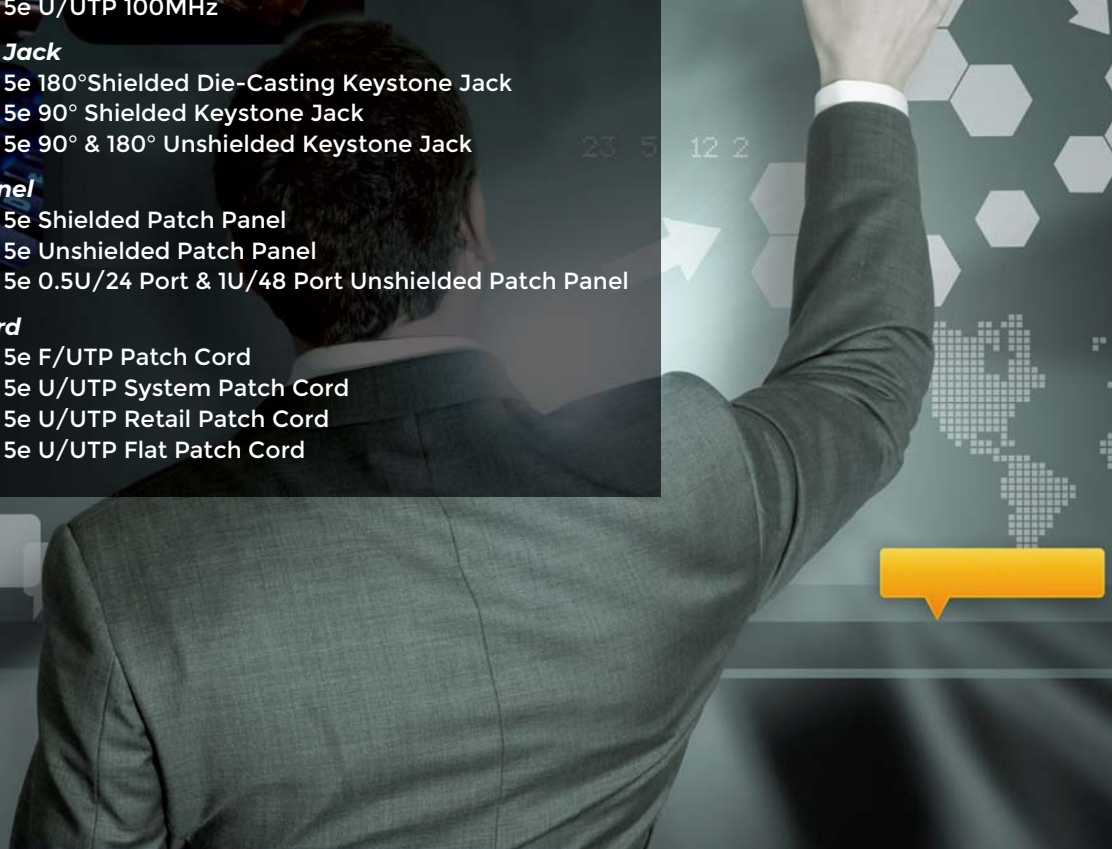
*Category 6 U/UTP CP Cable, PVC*

Length	Grey
5 m	71661050550
7 m	71661070550
10 m	71661100550
20 m	71661200550





- **Installation Cable**  
Category 5e F/UTP 100MHz  
Category 5e U/UTP 100MHz
- **Keystone Jack**  
Category 5e 180° Shielded Die-Casting Keystone Jack  
Category 5e 90° Shielded Keystone Jack  
Category 5e 90° & 180° Unshielded Keystone Jack
- **Patch Panel**  
Category 5e Shielded Patch Panel  
Category 5e Unshielded Patch Panel  
Category 5e 0.5U/24 Port & 1U/48 Port Unshielded Patch Panel
- **Patch Cord**  
Category 5e F/UTP Patch Cord  
Category 5e U/UTP System Patch Cord  
Category 5e U/UTP Retail Patch Cord  
Category 5e U/UTP Flat Patch Cord



## Category 5e Cabling Solutions



With the high speed data transmission requirement in LAN, 1998 IEEE ratified standard 802.3z defined protocol 1000BASE-T over Category 5e and higher level Ethernet cabling system. After that, with the step into 21st century, Category 5e (class D) cabling took the place of Category 5 cabling, and it became the main trend in data cabling market.

1000BASE-T defines that the Category 5e works in full-duplex mode, using the complete 4 pairs to transceive at the same time. Each pair will receive the interference from other 3 pairs, as well as the ground noise. This requires the components in the permanent link to be with sufficient headroom margins.

Premium-Line supplies complete Category 5e solutions and components, meet and exceed the standards ANSI/TIA-568.2-D:2018, ISO/IEC 11801-1:2017, EN 50173-1, the Category 5e channel is guaranteed to fully support the corresponding protocols & communication services over 100m. Moreover, as a Germany brand, Premium-Line provides you complete EU CPR Class Eca, Dca (B2ca on request) solutions.

Nowadays, with expansion services over Ethernet expediting, like IP phone, IP camera, security and control systems, intelligence home systems and etc., these expand the traditional Category 5e cabling market. Also considering the future telephone system upgrading, more and more telephone subsystems suggest using Category 5e communication cable. Based on all these, Premium-Line will always provide you adequate Category 5e solutions and warranties.

## Installation Cable

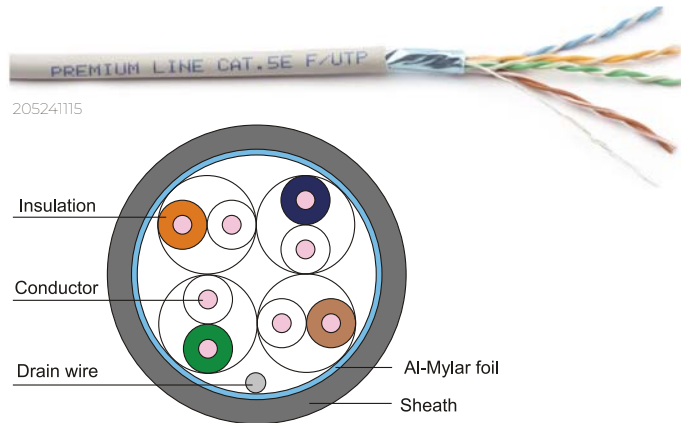
### Category 5e F/UTP 100MHz

#### Standards:

- ANSI/TIA-568.2-D:2018
- ISO/IEC 11801-1:2017 CLASS D
- CENELEC EN 50173-1
- CENELEC EN 50288
- Flame retardancy is verified according to IEC 60332-1-2.
- ETL Verified
- CPR Class Eca

#### Application:

- 1000BASE-T Gigabit Ethernet
- 100BASE-TX Fast Ethernet
- 10BASE-T
- Voice, ISDN



#### Construction

Conductor	Material / size	Bare Copper / 24AWG	
Insulation	Material	Foam-Skin PE	
Inner-Shield	Material	Al-Mylar Type	
Drain wire	Material	Stranded Tinned Copper	
Sheath	Material	PVC	LSOH
	Diameter	6.0 ± 0.3 mm	6.0 ± 0.3 mm

#### Mechanical & Environmental Characteristics

Bend Radius	≥ 6D, without load
	≥ 8D, with load
Operation Temperature	-20°C ~ +60°C
Installation Temperature	0°C ~ +50°C
Storage Temperature	-30°C ~ +60°C

#### Electrical Performance

Freq (MHz)	Insertion Loss (dB)		NEXT (dB/100m)		PS NEXT (dB)		ACR (dB)		PSACR (dB)		ACR-F (dB)		PSACR-F (dB)		Return Loss (dB)	
	Nor.	Typ.	Nor.	Typ.	Nor.	Typ.	Nor.	Typ.	Nor.	Typ.	Nor.	Typ.	Nor.	Typ.	Nor.	Typ.
1.0	2.0	1.8	65.3	79.3	62.3	72.2	63.3	77.5	60.3	77.5	63.8	84.8	60.8	78.8	20.0	27.0
4.0	4.1	3.7	56.3	70.3	53.3	63.3	52.2	66.6	49.2	59.6	51.7	72.8	48.7	68.8	23.0	32.0
10.0	6.5	5.8	50.3	64.3	47.3	57.3	43.8	58.5	40.8	51.5	43.8	64.8	40.8	58.6	25.0	32.0
16.0	8.2	7.4	47.3	61.1	44.3	54.2	39.1	53.7	36.1	46.8	39.7	60.7	36.7	54.5	25.0	32.0
20.0	9.3	8.3	45.8	59.3	42.8	52.6	36.5	51.0	33.5	44.6	37.7	58.8	34.7	52.6	25.0	32.0
31.25	11.7	10.5	42.9	56.7	39.9	49.6	31.2	46.2	28.2	39.1	33.9	54.9	30.9	48.7	23.6	30.0
62.5	17.0	15.1	38.4	52.1	35.4	45.2	21.4	37.0	18.4	30.1	27.8	48.9	24.8	42.7	21.5	30.0
100.0	22.0	19.3	35.3	49.2	32.3	42.1	13.3	29.9	10.3	22.8	23.8	44.8	20.8	38.6	20.1	30.0

#### Category 5e F/UTP 100MHz

PART NO.	DESCRIPTION	PACKING SIZE
205241115	Category 5e F/UTP Installation Cable, 305m Box, PVC, Grey	42×42×21 cm
205242115	Category 5e F/UTP Installation Cable, 305m Box, LSOH, Grey	42×42×21 cm

# Category 5e Cabling Solutions



## Installation Cable

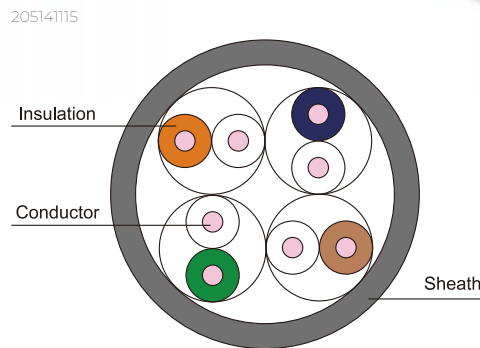
### Category 5e U/UTP 100MHz

#### Standards:

- ANSI/TIA-568.2-D:2018
- ISO/IEC 11801-1:2017
- CENELEC EN 50173-1
- CENELEC EN 50288-3-1
- Flame retardancy is verified according to IEC 60332-1-2
- 3P Verified
- ETL Verified
- CPR Class Eca, Dca

#### Application:

- 1000BASE-T Gigabit Ethernet
- 100BASE-TX Fast Ethernet
- 10BASE-T
- Voice, ISDN



#### Construction

Conductor	Material / size	Bare Copper / 24AWG	
Insulation	Material	HDPE	
Sheath	Material	PVC	LSOH
	Diameter	5.2 ± 0.2 mm	5.2 ± 0.2 mm

#### Electrical Performance

Freq (MHz)	Insertion Loss (dB/100m)		NEXT (dB/100m)		PS NEXT (dB/100m)		ACR (dB/100m)		ACR-F (dB/100m)		PSACR-F (dB/100m)		Return Loss (dB/100m)	
	Nor.	Typ.	Nor.	Typ.	Nor.	Typ.	Nor.	Typ.	Nor.	Typ.	Nor.	Typ.	Nor.	Typ.
1.0	2.0	1.8	65.3	77.7	62.3	75.2	63.3	75.9	63.8	69.2	60.8	68.5	20.0	40.1
4.0	4.1	3.7	56.3	68.7	53.3	66.0	52.2	65.0	51.7	57.5	48.7	57.0	23.0	40.1
10.0	6.5	6.0	50.3	60.7	47.3	58.3	43.8	54.7	43.8	49.0	40.8	48.2	25.0	37.3
16.0	8.2	7.7	47.3	56.1	44.3	53.7	39.1	48.4	39.7	45.6	36.7	43.8	25.0	36.7
20.0	9.3	8.6	45.8	55.3	42.8	52.9	36.5	46.7	37.7	43.6	34.7	42.8	25.0	36.0
31.25	11.7	10.8	42.9	52.7	39.9	50.0	31.2	41.9	33.9	40.1	30.9	39.3	23.6	32.6
62.5	17.0	15.5	38.4	48.0	35.4	45.5	21.4	32.5	27.8	34.7	24.8	33.5	21.5	31.6
100.0	22.0	19.8	35.3	44.5	32.3	42.2	13.3	24.7	23.8	30.4	20.8	29.4	20.1	31.7

#### Category 5e U/UTP 100MHz

PART NO.	DESCRIPTION	PACKING SIZE
205141115	Category 5e U/UTP Installation Cable, 305m Box, PVC, Grey	35×35×21 cm
205142115	Category 5e U/UTP Installation Cable, 305m Box, LSOH, Grey	35×35×21 cm

## Keystone Jack

### Category 5e 180° Shielded Die-Casting Keystone Jack

Premium-Line 180° shielded die-casting keystone jack in special design for optimal EMI protection. Toolless design no additional tools for termination needed, supports T568 A&B wiring. The finished product complies with EU RoHS directive.

Physical Characteristics	
Body Material	Housing: PC, UL94 V-0 Body: zinc die-casting
Jack Contact	Phosphor bronze, 50μ inch gold plated over nickel
IDC Contacts	100μ inch nickel plated over phosphor bronze

Electrical Characteristics	
Dielectric Strength	1000V RMS for 1min
Current Rating	1.5Amp Max.
Insulation Resistance	mind. 10MΩ
Contact Resistance	2mΩ per contact
Temperature Range	-10°C ~ +60°C
Humidity	10%~90%; non condensing

Applications	
<ul style="list-style-type: none"> <li>• 1000BASE-T Gigabit Ethernet</li> <li>• 100BASE-TX Fast Ethernet.</li> <li>• 10BASE-T Ethernet.</li> <li>• Voice, Video and other applications.</li> </ul>	


All the products are verified to the electrical characteristics required in the directive.

Category 5e 180° Shielded Die-casting Keystone Jack

PART NO.	DESCRIPTION	PACKING SIZE
105524010	Category 5e 180° Shielded Die-Casting Keystone Jack	42×41×38 cm
170242402	High Density Shielded Unloaded Patch Panel with Cable Management	50.5×27.9×27 cm



105524010



## Keystone Jack

### Category 5e 90° Shielded Keystone Jack

All the products are verified to the electrical characteristics required in the directive.

Category 5e 90° Shielded Keystone Jack



105211010

PART NO.	DESCRIPTION	PACKING SIZE
105211010	Category 5e 90° Shielded Keystone Jack, Dual Type IDC	53.8×35.2×27 cm

# Category 5e Cabling Solutions



## Keystone Jack

### Category 5e 90° Unshielded Keystone Jack

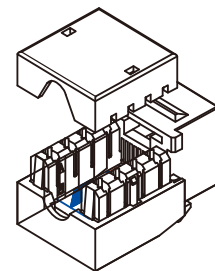
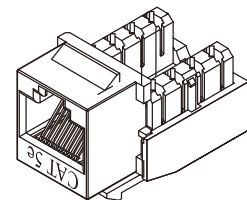
Premium-Line 90° unshielded keystone jack is in classical design, the dual type IDC accepts 22-26 AWG solid cables, easy terminated with 110 or Krone tools, supports T568 A&B wiring. The finished product complies with EU RoHS directive. With its good & stable performance, this module earns the good sales result in the market. All the products are verified the electrical characteristics required in the directive.

Physical Characteristics	
Housing	PC, UL94 V-0
Jack Contact	Phosphor bronze, 50μ inch goldplated over nickel
IDC Contacts	100μ inch nickel plated overphosphor bronze

Electrical Characteristics	
Dielectric Strength	1000V RMS for 1min
Current Rating	1.5Amp Max.
Insulation Resistance	mind. 10MΩ
Contact Resistance	2mΩ per contact
Temperature Range	-10°C ~ +60°C
Humidity	10%~90%; non condensing

Applications
<ul style="list-style-type: none"> <li>• 1000BASE-T Gigabit Ethernet</li> <li>• 100BASE-TX Fast Ethernet</li> <li>• 10BASE-T Ethernet</li> <li>• Voice, Video and other applications</li> </ul>

All the products are verified to the electrical characteristics required in the directive.



#### Category 5e 90° Unshielded Keystone Jack

PART NO.	DESCRIPTION	PACKING SIZE
105111010	Category 5e 90° Unshielded Keystone Jack, Dual Type IDC, White	53.8×35.2×27 cm

#### Category 5e 90° Unshielded slim Keystone Jack

PART NO.	DESCRIPTION	PACKING SIZE
105311010	Category 5e 90° Unshielded Slim Keystone Jack, Dual Type IDC, White	53.8×35.2×27 cm



## Keystone Jack

### Category 5e 180° Unshielded Keystone Jack

Premium-Line 180° unshielded keystone jack is in classical design, the dual type IDC accepts 22-26 AWG solid cables, easy terminated with 110 or Krone tools, supports T568 A&B wiring.

The finished product complies with EU RoHS directive. With its good & stable performance, this module earns the good sales result in the market.

All the products are verified to the electrical characteristics required in the directive.

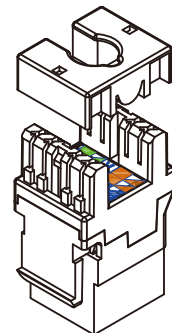
Physical Characteristics	
Housing	PC, UL94 V-0
Jack Contact	Phosphor bronze, 50μ inch goldplated over nickel
IDC Contacts	100μ inch nickel plated overphosphor bronze

Electrical Characteristics	
Dielectric Strength	1000V RMS for 1min
Current Rating	1.5Amp Max.
Insulation Resistance	mind. 10MΩ
Contact Resistance	2mΩ per contact
Temperature Range	-10°C ~ +60°C
Humidity	10%~90%; non condensing

Applications
<ul style="list-style-type: none"> <li>• 1000BASE-T Gigabit Ethernet</li> <li>• 100BASE-TX Fast Ethernet</li> <li>• 10BASE-T Ethernet</li> <li>• Voice, Video and other applications</li> </ul>




105121010



All the products are verified to the electrical characteristics required in the directive.

#### Category 5e 180° unshielded Keystone Jack

PART NO.	DESCRIPTION	PACKING SIZE
105121010	Category 5e 180° Unshielded Keystone Jack, Dual Type IDC, White	53.8×35.2×27 cm
171022402	24port High Density Unloaded Patch Panel for Unshielded Keystone Jacks, Black	50.4×24.5×25.4 cm



# Category 5e Cabling Solutions




## Patch Panel

### Category 5e Shielded Patch Panel

Premium-Line Category 5e shielded patch panel complies with ANSI/TIA-568.2-D:2018, ISO/IEC 11801-1:2017 and EN50173-1 Class D specifications, The complete module complies with EU RoHS directive. The construction in standard 1U 19" size, suits all 19" rack installation. The main metal frame and rear back cover are made of SECC material, with the thickness over 1.0mm. Dual type IDC accepts 22-26 AWG solid cable, easy for termination with 110 or Krone tools. The finished product is available in black or light gray RAL7035 color.

Physical Characteristics		Applications
Jack	Phosphor bronze, 50μ inch gold plating over nickel in contact area	
IDC	100μ inch nickel plated over phosphor bronze	
Shielded Cover	50-60μ inch nickel plated over phosphor bronze	
Electrical Characteristics		<ul style="list-style-type: none"> <li>• 1000BASE-T Gigabit Ethernet</li> <li>• 100BASE-TX Fast Ethernet</li> <li>• 10BASE-T Ethernet</li> <li>• Voice, Video and other applications</li> </ul>
Dielectric Strength	1000V RMS for 1min	
Current Rating	1.5Amp Max.	
Insulation Resistance	mind. 10MΩ	
Contact Resistance	2mΩ per contact	
Temperature Range	-10°C ~ +60°C	
Humidity	10%~90%; non condensing	

All the products are verified to the electrical characteristics required in the directive.



175212412

Category 5e Shielded Patch Panel, 1U

PART NO.	DESCRIPTION	PACKING SIZE
175212412	Category 5e 24port Shielded Patch Panel, Dual Type IDC, Black	50.5×27.9×27 cm
175212419	Category 5e 24port Shielded Patch Panel, Dual Type IDC, RAL7035	50.5×27.9×27 cm

## Patch Panel

### Category 5e Unshielded Patch Panel

Premium-Line Category 5e unshielded patch panel complies with ANSI/TIA-568.2-D:2018, ISO/IEC 11801-1:2017 and EN 50173-1 Class D specifications. The complete module complies with EU RoHS directive. The construction in standard 1U 19" size, suits all 19" rack installation. The main metal frame are made of SECC material, with the thickness over 1.0mm. Dual type IDC accepts 22-26 AWG solid cable, easy for termination with 110 or Krone tools. The finished product is available in 24 ports (1U).

Physical Characteristics		Applications
Jack	Phosphor bronze, 50μ inch gold plating over nickel in contact area	
IDC	100μ inch nickel plated over phosphor bronze	
Electrical Characteristics		<ul style="list-style-type: none"> <li>• 1000BASE-T Gigabit Ethernet</li> <li>• 100BASE-TX Fast Ethernet</li> <li>• 10BASE-T Ethernet</li> <li>• Voice, Video and other applications</li> </ul>
Dielectric Strength	1000V RMS for 1min	
Current Rating	1.5Amp Max.	
Insulation Resistance	mind. 10MΩ	
Contact Resistance	2mΩ per contact	
Temperature Range	-10°C ~ +60°C	
Humidity	10%~90%; non condensing	

All the products are verified to the electrical characteristics required in the directive.



175122412



175722412

#### Category 5e Unshielded Patch Panel, 1U

PART NO.	DESCRIPTION	PACKING SIZE
175122412	Category 5e 24port Unshielded Patch Panel, Dual Type IDC, Black	50×24.5×25.5 cm
175722412	Category 5e 24port Unshielded patch panel with Labeling Holder, Dual Type IDC, Black	50×24.5×25.5 cm
195000002	Cable Management Bar, Click On Type, Black	50.5×27.9×27 cm
195030002	Cable Management Bar, Screw Type, Black	50.5×27.9×27 cm

# Category 5e Cabling Solutions



## Patch Panel

### Category 5e 0.5U/24 Port & 1U/48 Port Unshielded Patch Panel

Premium-Line Category 5e 19" high density patch panel, 24 port in 0.5U and 48Ports in 1U Size, could significantly expand your capacity by space saving in the rack! For any cross-connect rack and HC networking rack in the datacenter or TR, it's the ideal design to achieve more flexible deployment and also anytime available for end subscribers' expansion. Two pieces easy click-in cable management bar at the back side is high strength affordable. The compact design saving physical space in rack and combines with its quality headroom margin performance, the panel is your ideal budget saving and competitive solution to others.



175182412



175144812

All the products are verified to the electrical characteristics required in the directive.

#### Category 5e 0.5U/1U Unshielded Patch Panel

PART NO.	DESCRIPTION	PACKING SIZE
175182412	Category 5e 0.5U UTP Patch Panel with One Cable Management Bar, 24 Ports	52×24×36 cm
175144812	Category 5e 1U UTP Patch Panel with Two Cable Management Bars, 48 Ports	51.5×24×35 cm



## Patch Cord

### Category 5e F/UTP Patch Cord

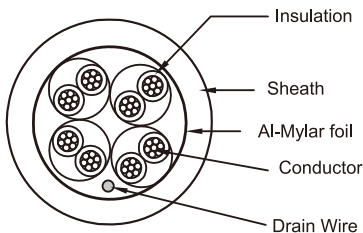
Premium-Line Category 5e F/UTP patch cord supports the whole channel transmission as per standard ANSI/TIA-568.2-D:2018, ISO/IEC 11801-1:2017 and EN 50173-1 Class D specifications. With overall aluminum screen protection, against the environment noise also avoid signals leak.

The 26 AWG stranded conductor and flexible construction is easy to bend or manage. Normally, the patch cord will be in TIA 568B wiring, TIA 568A or other wiring method upon request.

The patch cord is finished with snag proof boot.

#### Applications

- 1000BASE-T Gigabit Ethernet
- 100BASE-TX Fast Ethernet.
- 10BASE-T Ethernet.
- Voice, Video and other applications.



#### Construction

Conductor	Material / size	Bare Copper / 26AWG	
Insulation	Material	Foam-Skin PE	
Inner-Shield	Aluminum-Mylar	An Aluminum Foil Screen Over All Pairs	
Drain Wire	Material	Stranded Tinned Copper	
Sheath	Material	PVC	LSOH
	Diameter	5.6 ± 0.3 mm	5.6 ± 0.3 mm


#### Category 5e F/UTP Patch Cord, PVC

Length	Grey	Green	Blue	Red	Yellow
0.5 m	185210055	185210056	185210054	185210053	185210058
1 m	185210105	185210106	185210104	185210103	185210108
2 m	185210205	185210206	185210204	185210203	185210208
3 m	185210305	185210306	185210304	185210303	185210308
5 m	185210505	185210506	185210504	185210503	185210508
7 m	185210705	185210706	185210704	185210703	185210708
10 m	185211005	185211006	185211004	185211003	185211008
15 m	185211505	185211506	185211504	185211503	185211508
20 m	185212005	185212006	185212004	185212003	185212008

Other lengths, colors or halogen free on request.



# Category 5e Cabling Solutions



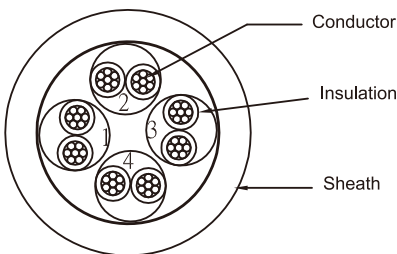
## Patch Cord

### Category 5e U/UTP System Patch Cord

Premium-Line Category 5e U/UTP system patch cord is designed for the high level project use. Compatible with the patch panel, keystone jack and installation cable, to constitute excellent channel performance. Premium-Line Category 5e U/UTP system patch cord meets and over the standard ANSI/TIA-568.2-D:2018, ISO/IEC 11801-1:2017 and EN 50173-1 Class D specification.

#### Applications

- 1000BASE-T Gigabit Ethernet
- 100BASE-TX Fast Ethernet.
- 10BASE-T Ethernet.
- Voice, Video and other applications.



#### Construction

Conductor	Material / size	Bare Copper / 26AWG	
Insulation	Material	HDPE	
Sheath	Material	PVC	LSOH
	Diameter	5.3 ± 0.3 mm	5.3 ± 0.3 mm

#### Category 5e U/UTP System Patch Cord, PVC

LENGTH	GREY	GREEN	BLUE	RED	YELLOW
0.5 m	185110055	185110056	185110054	185110053	185110058
1 m	185110105	185110106	185110104	185110103	185110108
2 m	185110205	185110206	185110204	185110203	185110208
3 m	185110305	185110306	185110304	185110303	185110308
5 m	185110505	185110506	185110504	185110503	185110508
7 m	185110705	185110706	185110704	185110703	185110708
10 m	185111005	185111006	185111004	185111003	185111008
15 m	185111505	185111506	185111504	185111503	185111508
20 m	185112005	185112006	185112004	185112003	185112008

Other lengths, colors or halogen free on request.

## Patch Cord

### Category 5e U/UTP Retail Patch Cord

Premium-Line Category 5e U/UTP patch cord supports the whole channel transmission as per standard ANSI/TIA-568.2-D:2018, ISO/IEC 11801-1:2017 and EN 50173-1 Class D specifications. The 26 AWG stranded CCA conductor and flexible construction is easy for bending or change. Normally, the patch cord will be in TIA 568B wiring, TIA 568A or other wiring method upon request. The patch cord is finished with snag proof boot.

#### Construction

Conductor	Material / size	Copper coated Aluminum / 26AWG	
Insulation	Material	HDPE	
Sheath	Material	PVC	LSOH
	Diameter	5.3 ± 0.3 mm	5.3 ± 0.3 mm




#### Category 5e U/UTP Retail Patch Cord, PVC

LENGTH	GREY	GREEN	BLUE	RED	YELLOW
0,5 m	185710055	185710056	185710054	185710053	185710058
1 m	185710105	185710106	185710104	185710103	185710108
2 m	185710205	185710206	185710204	185710203	185710208
3 m	185710305	185710306	185710304	185710303	185710308
5 m	185710505	185710506	185710504	185710503	185710508
7 m	185710705	185710706	185710704	185710703	185710708
10 m	185711005	185711006	185711004	185711003	185711008
15 m	185711505	185711506	185711504	185711503	185711508
20 m	185712005	185712006	185712004	185712003	185712008

Other lengths, colors or halogen free on request.

# Category 5e Cabling Solutions



## Patch Cord

### Category 5e U/UTP Flat Patch Cord

Premium-Line Category 5e U/UTP flat patch cord is ideal design for special network installations where space is tight. It supports Category 5e channel \*short link transmission as per standard ANSI/TIA-568.2-D:2018, ISO/IEC 11801-1:2017 and EN 50173-1 Class E specifications. The 30 AWG stranded conductor and flat construction is easy for bending or change. Normally, the patch cord will be in TIA 568B wiring, TIA 568A or other wiring method upon request.

\* short link, link length not over 70m

#### Applications

- 1000BASE-T Gigabit Ethernet
- 100BASE-TX Fast Ethernet.
- 10BASE-T Ethernet.
- Voice, Video and other applications.



#### Construction

Conductor	Material / size	Bare Copper / 30 AWG	
Insulation	Material	HDPE	
Sheath	Material	PVC	LSOH
	Diameter	1.6 mm × 6.8 mm	1.6 mm × 6.8 mm

#### Category 5e U/UTP Flat Patch Cord, PVC

LENGTH	GREY	BLACK	BLUE	RED	YELLOW
0.5 m	185510055	185510052	185510054	185510053	185510058
1 m	185510105	185510102	185510104	185510103	185510108
2 m	185510205	185510202	185510204	185510203	185510208
3 m	185510305	185510302	185510304	185510303	185510308
5 m	185510505	185510502	185510504	185510503	185510508
7 m	185510705	185510702	185510704	185510703	185510708
10 m	185511005	185511002	185511004	185511003	185511008

Other lengths, colors or halogen free cables on request

**premium<sup>®</sup>**  
**line**



- **Navigator Patch System**  
Unshielded Navigator Patch Panel  
90° Unshielded Navigator Keystone Jack  
Transmitter



## Navigator Patch System



The patented Navigator Patch System technology is embedded to a regular patch panel to keep the price reasonable. The build-in LEDs allow the identification of the cable connection to the workstations quickly and accurately without interfering the network performance.

Time-consuming one by one checking with hard to hear tone generators is a thing of the past. Finding the right cable for adds, moves or changes is as easy as turning on a light.

## High Efficiency

---

The horizontal cable installation and patch cord connection are the most time-consuming processes. With Navigator patch panel, operators don't have to check the complicated drawing and label patch cords and panels. Navigator patch panel can greatly improve the installation efficiency.

## Debugging

---

You can find out the failure by LED display simply, don't need to check the drawing. To maintain the cabling system becomes easily.

## Security

---

Random port installation and no labeling are helpful to Information security management. Comply with BS 7799 or ISO 27001 standard.

## Choice of Wise

---

There is no competitive product to the Navigator Patch System. The difference makes you win the project.

## Economical Solution

---

1. Saving the installation time and labor cost
2. No need dedicated staff to operate
3. Visualized LED indication, easily problem determination
4. NO additional cost for software, device or system upgrade



## Navigator Patch System

Using tone generators you may be forced to separate bundled cables due to weak signal. The Navigator Patch System keeps your cabinet neat. Simply connect the signal transmitter to the outlet to find the opposite position at the patch panel.



**LED Red light on:**

Outlet connected to the network equipment



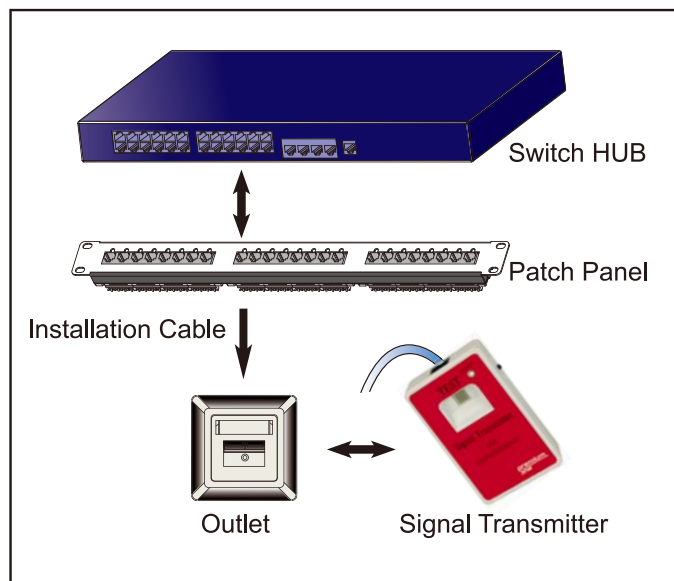
**LED Green light on:**

Outlet is not connected to the network equipment.



**LED light off:**

No connection between patch panel and outlet on pair 3-6.



### Features

1. Performance conforms to ANSI/TIA-568.2-D:2018, ISO/IEC 11801-1:2017 and EN 50173-1 Category 5e and 6 specifications.
2. Supports T568 A&B Wiring & easy installation.
3. Terminate using 110 or Krone tools.
4. Backward compatible to Category 5e, 5, and 3.
5. IDC connector can accept 22-26 AWG solid and stranded cables.


### Approval

- ETL verified to ANSI/TIA-568-B.2-1 Permanent Link.
- ETL verified channel to ANSI/TIA-568-B.2 Category 5e.

### Applications

- 1000BASE-TX Gigabit Ethernet
- 100BASE-TX Fast Ethernet
- 10BASE-TX Ethernet
- Voice, Video and other application

# Navigator Patch System



## Navigator Patch System

Unshielded Navigator Patch Panel



175522412

Unshielded Navigator Patch Panel

PART NO.	DESCRIPTION
175522412	Category 5e Unshielded Navigator Patch Panel, Dual Type IDC, 24 Ports, Black
176522422	Category 6 Unshielded Navigator Patch Panel, Krone Type IDC, 24 ports, Black



106393010

90° Unshielded Navigator Keystone Jack

PART NO.	DESCRIPTION	PACKING SIZE
106393010	Category 6 90° Unshielded Navigator Keystone Jack, 110 Type IDC, White	53.8×35.2×27 cm
105393010	Category 5e 90° Unshielded Navigator Keystone Jack, 110 Type IDC, White	53.8×35.2×27 cm



194800000

Transmitter

PART NO.	DESCRIPTION
194800000	Signal Transmitter for Navigator Patch Panel

**premium**<sup>®</sup>  
**line**

- 
- A photograph of a technician in a dark jacket and glasses working on a network patch panel in a server room. The technician is on the left, looking at the panel. The panel is filled with rows of ports and cables. The background shows other server racks and a ceiling with lights.
- **Multipair Cable**  
Category 3 & 5 U/UTP Indoor Multipair Cable  
Category 3 U/UTP Outdoor Gel Filled Multipair Cable
  - **Patch Panel**  
Category 3 Unshielded Patch Panel
  - **Keystone Jack**  
Category 3 90° Unshielded Keystone Jack, 6P4C
  - **Faceplate**  
86 Type Faceplate Series  
70 Type Faceplate Series

**Voice & Outlets Product Series**

Premium-Line voice product series mainly focus on classical voice cabling, including multipair cables- available for indoor backbone cabling & outdoor campus cabling, And also the data & voice outlets are aimed to furnish an enjoyable subscriber node with popular design and its cosmetic, standard RJ45 Category 3 voice and data patch panels, patch cords and installation cables, to constitute a complete voice cabling solution.

## Multipair Cables

---

Premium-Line mainly supplies Category 3 and Category 5 multipair cables, normally core number could be 5pairs, 10pairs, 25pairs, 50pairs, 100pairs, including both indoor and outdoor gel filled type, for indoor backbone use and campus cabling application.

All multipair cables meet or exceed ANSI/TIA-568.2-D:2018, ISO/IEC 11801-1:2017, EN 50173 specification.

## ISDN Patch panels

---

Standard RJ45 jack, and 19" 1U/2U size, provides 25ports/50ports options, suit for rack installation.

## Data & Voice Outlets

---

Apart from the cabling solutions, Premium-Line various types faceplate in popular design is aimed to furnish all your cabling nodes and subscriber outlets





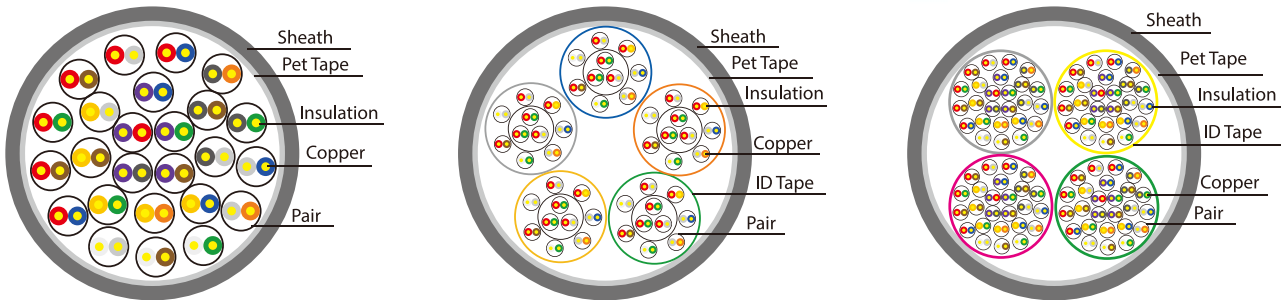
## Multipair Cable

### Category 3 U/UTP Indoor Multipair Cable

All Premium-Line Category 3 UTP multi-pairs installation cable meet or exceed ANSI/TIA-568.2-D:2018, ISO/IEC 11801-1:2017, EN 50173 specification. This range of unshielded cables are designed to support Category 3 Link and Channel performance, with internationally defined Physical and Electrical performance up to 16MHz. all cables comply with RoHS.



203191225



#### Construction

Conductor	Bare Copper/ 24 AWG			
Insulation	Polyethylene with Color Marking on Primary Cores for Ease Identification			
Sheath	PVC			
	5 Pairs	25 Pairs	50 Pairs	100 Pairs
	8.0±1.0mm	11.5±1.0mm	15.0±2.0mm	25.0±2.0mm

#### Electrical Performance

Transmission Frequency (MHz)	1	4	8	10	16
NEXT dB/100m	41.3	32.3	27.8	26.3	23.3
Characteristic Impedance	100±15				
Attenuation dB/100m	2.6	5.6	8.5	9.7	13.1
Structural Return Loss dB/100m	12	12	12	12	9.95
Nominal Velocity of Propagation	>65%				

#### Mechanical & Environmental Characteristics

Bend Radius	≥ 10D, without load
	≥ 15D, with load
Operation Temperature	-20°C ~ +60°C
Installation Temperature	0°C ~ +50°C
Storage Temperature	-30°C ~ +60°C

#### Category 3 U/UTP Indoor Multipair Cable

PART NO.	DESCRIPTION
203161225	Category 3 U/UTP Multipair Cable, 5 Pairs, 500m Reel, PVC, Grey
203181225	Category 3 U/UTP Multipair Cable, 25 Pairs, 500m Reel, PVC, Grey
203191225	Category 3 U/UTP Multipair Cable, 50 Pairs, 500m Reel, PVC, Grey
203111225	Category 3 U/UTP Multipair Cable, 100 Pairs, 500m Reel, PVC, Grey

#### Category 5 U/UTP Indoor Multipair Cable

PART NO.	DESCRIPTION
201181225	Category 5 U/UTP Multipair Cable, 25 Pairs, 500m Reel, PVC, Grey
201191225	Category 5 U/UTP Multipair Cable, 50 Pairs, 500m Reel, PVC, Grey

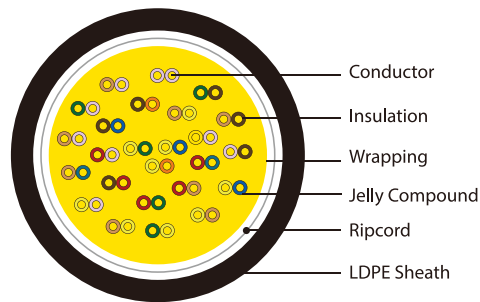


# Voice & Outlets Product Series



## Multipair Cable

Category 3 U/UTP Outdoor Gel Filled Multipair cable



### Construction

Conductor	Bare Copper/ 24 AWG			
Insulation	HDPE with Color Marking on Primary Cores for Ease Identification			
Filling Compound	Petroleum Jelly Filled Compound			
Sheath	LDPE			
	Nominal size	25 Pairs	50 Pairs	100 Pairs
		13.8	18.2	23.5
Additional Components	Overall Cable Wrapped with PP Tape			

### Mechanical & Environmental Characteristics

Bend Radius	≥ 10D, without load
	≥ 15D, with load
Operation Temperature	-40°C ~ +60°C
Installation Temperature	-50°C ~ +70°C
Storage Temperature	-30°C ~ +50°C

### Category 3 U/UTP Outdoor Gel Filled Multipair Cable

PART NO.	DESCRIPTION
723163222	Category 3 U/UTP Multipair Cable, 25 Pairs, Outdoor Gel Filled, 500m Reel, PE, Black
723183222	Category 3 U/UTP Multipair Cable, 50 Pairs, Outdoor Gel Filled, 500m Reel, PE, Black
723193222	Category 3 U/UTP Multipair Cable, 100 Pairs, Outdoor Gel Filled, 500m Reel, PE, Black

## Patch Panel

### Category 3 Unshielded Patch Panel

Premium-Line Category 3 unshielded patch panel complies with ANSI/TIA-568.2-D:2018, ISO/IEC 11801-1:2017, EN 50173 specifications. The complete module complies with EU RoHS directive. The construction in standard 1U 19" size, suits all 19" rack installation. The main metal frame and rear back cover are made of SECC material, with the thickness over 1.0mm. 4P4C terminal block for 25 ports, and 8P8C for 50 ports type. The finished product is available in black or light gray RAL7035 color.

#### Physical Characteristics

- Jack: Phosphor bronze, 3μ inch gold plating over nickel in contact area
- IDC: 30μ inch phosphor bronze or tin plated over nickel

#### Applications

- 10BASE-T Ethernet
- Supports all voice systems



173112519



#### Category 3 Unshielded Patch Panel

PART NO.	DESCRIPTION	PACKING SIZE
173112519	ISDN (Category 3) 90 ° Unshielded Patch Panel, Dual Type IDC, 25 Ports, RAL7035	50.5×27.9×27 cm
173115019	ISDN (Category 3) 90 ° Unshielded Patch Panel, Dual Type IDC, 50 Ports, RAL7035	50.5×27.9×27 cm
173112512	ISDN (Category 3) 90 ° Unshielded Patch Panel, Dual Type IDC, 25 Ports, Black	50.5×27.9×27 cm
173115012	ISDN (Category 3) 90 ° Unshielded Patch Panel, Dual Type IDC, 50 Ports, Black	50.5×27.9×27 cm

## Keystone Jack

### Category 3 90°Unshielded Keystone Jack,6P4C

#### Features:

- Supports ISDN, 10 Base-T and any other voice applications
- Supports USOC wiring method & easy installation
- Offers total solution of your Local Area Networking
- Dual IDC connector can accept 23-26 AWG solid cables
- Using 110 or Krone tools for termination




103111010

#### Category 3 90°unshielded keystone jack

PART NO.	DESCRIPTION	PACKING SIZE
103111010	ISDN (Category 3) 90°unshielded keystone jack, dual type IDC, 6P4C, White	52.5x33.6x25.5 cm

# Voice & Outlets

## Product Series



### Faceplate

#### 86 Type Faceplate Series

**Features:**

- Secures to any surface, drywall, baseboard, and even modular furniture
- 100% compatible with standard wall(face ) plates
- Keystone jacks can be snapped in and out easily
- Comes in models to accommodate 1/2/3/4 inserts and shuttered dust cover
- Comes with hidden mounting screws and clear outlet ID labels
- Apply UL-94V-0 high-impact, fire-retardant ABS resin



#### 86 Type Faceplate Series

PART NO.	DESCRIPTION
121111210	Euro II Face Plate, Right-angle, 45°Entry, 86×86, Snap-In, w/-Shutter, 1-Port, White
121112210	Euro II Face Plate, Right-angle, 45°Entry, 86×86, Snap-In, w/-Shutter, 2-Port, White
121121210	Euro II Face Plate, Right-angle, 90°Entry, 86×86, Snap-In, w/-Shutter, 1-Port, White
121122210	Euro II Face Plate, Right-angle, 90°Entry, 86×86, Snap-In, w/-Shutter, 2-Port, White
121314210	Euro II Face Plate, Right-angle, 45°Entry, 86×146, Snap-In, w/-Shutter, 4-Port, White
121324210	Euro II Face Plate, Right-angle, 90°Entry, 86×146, Snap-In, w/-Shutter, 4-Port, White
121211210	Euro III Face Plate, Bevel, 45°Entry, 86×86, Snap-In, w/-Shutter, 1-Port, White
121212210	Euro III Face Plate, Bevel, 45°Entry, 86×86, Snap-In, w/-Shutter, 2-Port, White
121221210	Euro III Face Plate, Bevel, 90°Entry, 86×86, Snap-In, w/-Shutter, 1-Port, White
121222210	Euro III Face Plate, Bevel, 90°Entry, 86×86, Snap-In, w/-Shutter, 2-Port, White

### Faceplate

#### 70 Type Faceplate Series



#### 70 Type Faceplate Series

PART NO.	DESCRIPTION
121820010	USA III Blank Face Plate, 70×115, White
121821010	USA III Face Plate, 90°Entry, 70×115, Integral Molding, w/o Icon, 1-Port, White
121822010	USA III Face Plate, 90°Entry, 70×115, Integral Molding, w/o Icon, 2-Port, White
121823010	USA III Face Plate, 90°Entry, 70×115, Integral Molding, w/o Icon, 3-Port, White
121824010	USA III Face Plate, 90°Entry, 70×115, Integral Molding, w/o Icon, 4-Port, White
121826010	USA III Face Plate, 90°Entry, 70×115, Integral Molding, w/o Icon, 6-Port, White

- **Optic Fiber**
  - Single-mode Optic Fiber
  - Multimode Optic Fiber
- **Wide Area Network**
  - ADSS Fiber Optic Cable, 9/125um G652D
  - Figure 8 Aerial Armored Multi-tube
  - Outdoor Parallel Steel Wires & Steel Armored Uni-tube Fiber Optic Cable
  - Outdoor Steel Armored Multi-tube Fiber Optic Cable
  - Outdoor Steel Armored Double Sheath Multi-tube Fiber Optic Cable
  - Fiber Optic Dome Type Splice Enclosure
  - Fiber Optic Inline Type Splice Enclosure
- **Local Area Network**
  - Access Building Cable with Glass Yarn Strength Member
  - Access Building Cable with Glass Yarn and Steel Tape Strength Member
  - Indoor Tight Buffer Distribution Fiber Optic Cable
  - 19" Fiber Optic Patch Panel
  - Fully Loaded Adapter Plate
  - 19" Rack Mounted ODF
  - Wall Mount Box
  - Fiber Optic Patch Panel, MTP/MPO to LC
  - Copper & Fiber, Hybrid Patch Panel
  - FO High Density Patch Panel
- **Connectivity**
  - Fiber Optic MTP Trunk Cable
  - Fiber Optic Patch Cord
  - Fiber Optic Pigtail
  - 12 Pack Pigtail
  - Adapter
  - Field Assembly Connector
- **Fiber Optic Adapter Support Module**
- **FTTX**
  - FTTH Distribution Cable
  - FTTH Distribution Box
  - FTTH Cable
  - FTTD Wall Box
  - Fiber Optic Faceplate
- **Rack Mounted Splitter**
- **PLC splitter module**
- **Blockless PLC splitter**

**Fiber Optic Solution**

More than 30 years ago, first fiber optic data cable had been installed and applied. Now, with the improvement of fiber optic technology and also considering competitive costs of the complete range of optic devices, our Fiber Optic Solution complies the high speed data network and telecommunication requirements.

## Optic Fiber

---

Made by the most common substance, silicon dioxide (SiO<sub>2</sub>), in complete core diameter 9um - single mode, 62.5um - OM1, 50um - OM2/OM3/OM4/OM5, and with 125um refraction cladding, to afford light signal transmission supports long distance and high speed data network & telecommunication.

## Technology

---

To use the light to transmit the signals from one place to another place over optic fiber, is due to the light propagates through the fiber with little attenuation also immune to electromagnetic interference. These advantages also contribute to fiber optic development and practical application.

## Wide Area Network

---

Single mode fiber optic cables are increasingly used for long distance telecommunication & data network, so called classical WAN - wide area network. The fiber optic cable normally could be placed in outdoor conduits or directly in aerial installation.

Premium-Line WAN fiber optic system provides two installation types and customizes various cable constructions on your special requirements like ADSS - recommended, if electrical shock might happen and Figure 8 outdoor aerial cable - the best for extreme weather conditions like heavy wind or ice. Premium-Line also provides outdoor accessories like splice closures, available for aerial, direct ground buried and duct installation purpose.

## Local Area Network

---

In most classical premise cabling, SM or MM fiber optic cables are more used as backbone cabling. They convert the optical signals to electrical signals to the end subscriber through the corresponding copper communication cables. LAN cables also will be used for distances over 100 meters, which are not available for copper cables.

Regarding to the pure fiber optic cabling system, with the PON - passive optical network system develop, like IEEE E-PON, ITU G-PON, the one point to multipoint network. Also the extension base on above systems and protocol comes with FTTX applications which depend on the ONU location.

Premium-Line LAN fiber optic systems provides different type cables to fulfill these fiber optic solutions, especially the FTTH cable series, with customer's choice on normal G652D fibers, or G657A low bending loss fiber for complex corner-bending situation. Premium-Line is capable to provide you all types high quality and reliable fiber optic cables.

## Component

---

Premium-Line solution includes a full range of optic devices, fiber optic cables, and also the accessories like pigtailed, patch cords, adapters and different type of terminal boxes. Premium-Line has complete ranges of these components with low attenuation loss control, combines with fiber optic cables, support the complete channel with good headroom margin.



## Optic Fiber

### Single-mode Optic Fiber

Optical Characteristics		G652D	G657	
Attenuation	@1310 nm	≤0.35 dB/KM	≤0.35 dB/KM	
	@1383 nm	≤0.35 dB/KM (After H2 aging)	≤0.35 dB/KM (After H2 aging)	
	@1550 nm	≤0.22 dB/KM	≤0.21dB/KM	
	@1625 nm	≤0.24 dB/KM	≤0.23 dB/KM	
Attenuation vs. Wavelength	@1310 nm	1285~1330 nm	≤0.03 dB/KM	≤0.03 dB/KM
	@1550 nm	1525~1375 nm	≤0.02 dB/KM	≤0.02 dB/KM
Dispersion Coefficient	1530~1565 nm		-	-
	1565~1625 nm		-	-
	1285~1340 nm		-3.0~3.0 ps/(nm.km)	-
	@1550 nm		≤18 ps/(nm.km)	≤18 ps/(nm.km)
	@1625 nm		≤22 ps/(nm.km)	≤22 ps/(nm.km)
Zero Dispersion Wavelength		1302~1322 nm.km	1300~1324 nm.km	
Zero Dispersion Slope		≤0.090 ps/(nm <sup>2</sup> .km)	≤0.092 ps/(nm <sup>2</sup> .km)	
Zero Dispersion Slope (Typical)		≤0.086 ps/(nm <sup>2</sup> .km)	-	
Polarization Mode Dispersion	Maximum Individual Fiber		≤0.2 ps/√km	≤0.2 ps/√km
	Design Link (Value M=20.0=0.01%)		≤0.1 ps/√km	≤0.1 ps/√km
Cable Cut-off Wavelength		≤1260 nm	≤1260 nm	
Mode Field Diameter	@1310 nm		9.2±0.4 μm	8.8±0.4 μm
	@1550 nm		10.4±0.5 μm	9.8±0.5 μm
Group Index of Refraction (Typical)	@1310 nm		1.466	1.466
	@1550 nm		1.467	1.467
<b>Dimensions</b>				
Cladding Diameter		124.8±0.7 μm	124.8±0.7 μm	
Cladding Non-Circularity		≤0.7%	≤0.7%	
Coating Diameter		245±5 μm	245±5 μm	
Coating/Cladding Concentricity Error		≤12.0 μm	≤12.0 μm	
Coating Non-Circularity		≤6.0%	≤6.0%	
Core/Cladding Concentricity Error		≤0.5 μm	≤0.5 μm	
Curl (Radius)		≥4 m	≥4 m	
<b>Environmental factors (@1310 nm/@1550 nm)</b>				
Attenuation at Temperature cycling Δα (-60°C~+85°C)		≤0.05 dB/km	≤0.05 dB/km	
Attenuation at Temperature-Humidity Cycling (-10°C~+85°C, 98% R.H.)		≤0.05 dB/km	≤0.05 dB/km	
Attenuation at Damp Heat Dependence (85°C, 98% R.H., 30 days)		≤0.05 dB/km	≤0.05 dB/km	
Attenuation at Watersoak Dependence (23°C, 30 days)		≤0.05 dB/km	≤0.05 dB/km	
<b>Mechanical Features</b>				
Proof Test (Off Line)		≥9.0 N (≥100 kpsi)	≥9.0 N (≥100 kpsi)	
Attention at Bending Dependence	1 Turn, 7.5 mm Radius		-	≤0.5 dB
	1Turn, 10 mm Radius		-	≤0.1 dB
	1Turn, 15 mm Radius		-	≤0.03 dB
	1Turn, 25 mm Radius		≤0.05 dB	-
Coating Strip Force (Typical)		1.7 N	1.7 N	
Dynamics Stress Corrosion Susceptibility Parameter (Nd, Typical)		≥20	≥20	

# Fiber Optic Solution



## Optic Fiber

### Multimode Optic Fiber

Optical Characteristics		OM1	OM2	OM3	OM4
Attenuation	@ 850 nm	≤3.0 dB/KM	≤3.0 dB/KM	≤2.8 dB/KM	≤2.8 dB/KM
	@1300 nm	≤0.8 dB/KM	≤0.8 dB/KM	≤0.7 dB/KM	≤0.7 dB/KM
Bandwidth	@ 850 nm	≥200 Mhz.KM	≥200 Mhz.KM	≥1500 MHz. KM@LED	≥3500 MHz. KM@LED
				≥2000 MHz. KM@laser	≥4700 MHz. KM@laser
	@1300 nm	≥600 Mhz.KM	≥500 Mhz.KM	≥500 Mhz.KM	≥550 Mhz.KM
10Gb/s Ethernet Link Distance (10GBASE-SR)	@ 850 nm	33 M	82 M	300 M	550 M
Zero Dispersion Wavelength		1320~1365 nm	1295~1320 nm	1295~1320 nm	1295~1320 nm
Group Index of Refraction (Typical)	@850 nm	1.496	1.482	1.482	1.482
	@1300 nm	1.491	1.477	1.477	1.477
<i>Dimensions</i>					
Core Diameter		62.5±2.5 μm	50±2.5 μm	50±2.5 μm	50±2.5 μm
Cladding Diameter		124.8±1.0 μm	124.8±1.0 μm	124.8±1.0 μm	124.8±1.0 μm
Cladding Non-Circularity		≤1.0%	≤1.0%	≤1.0%	≤1.0%
Coating Diameter		245±7 μm	245±7 μm	245±7 μm	245±7 μm
Coating/Cladding Concentricity Error		≤12.0 μm	≤12.0 μm	≤12.0 μm	≤12.0 μm
Coating Non-Circularity		≤6.0%	≤6.0%	≤6.0%	≤6.0%
Core/Cladding Concentricity Error		≤1.5 μm	≤1.5 μm	≤1.0 μm	≤1.0 μm
<i>Environmental factors (@850 nm/@1300 nm)</i>					
Attenuation at Temperature cycling Δ α (-60°C~+85°C)		≤0.10 dB/km	≤0.10 dB/km	≤0.10 dB/km	≤0.10 dB/km
Attenuation at Temperature-Humidity Cycling (-10°C~+85°C, 98% R.H.)		≤0.10 dB/km	≤0.10 dB/km	≤0.10 dB/km	≤0.10 dB/km
Attenuation at Damp Heat Dependence (85°C, 98% R.H., 30 days)		≤0.10 dB/km	≤0.10 dB/km	≤0.10 dB/km	≤0.10 dB/km
<i>Mechanical Features</i>					
Proof Test (Off Line)		≥9.0 N (≥100 kpsi)	≥9.0 N (≥100 kpsi)	≥9.0 N (≥100 kpsi)	≥9.0 N (≥100 kpsi)
Macrobend Loss (100 Turn, 25mm Radius)	850 nm	≤0.05 dB	≤0.05 dB	≤0.05 dB	≤0.05 dB
	1300 nm	≤0.05 dB	≤0.05 dB	≤0.05 dB	≤0.05 dB
Coating Strip Force (Typical)		1.5 N	1.5 N	1.5 N	1.5 N
Dynamics Stress Corrosion Susceptibility Parameter(Nd, Typical)		≥27	≥27	≥27	≥27



## Wide Area Network

### ADSS Fiber Optic Cable, 9/125um G652D

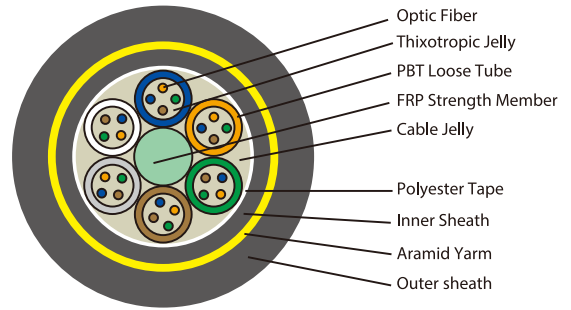
#### Customized Fiber Optic Cable

Premium-Line fiber optic technical team is capable to design various telecom systems cables for you, based on your requirements or local climate information.

#### All Dielectric Self Supporting Fiber Optic Cable

This kind of cable more often is installed on overhead power lines, gantries or poles, its' all dielectric construction protect it against electric shock impact or damage.

Normally, you can provide us the local climate information also the electrical field strength to design it accordingly.



Cable Physical / Environmental Performance	
Maximum Span (more on request)	100 meters
Cable Sag (%)	1.0%
Temperature Range	-20°C to +70°C
Worst Environmental Conditions	100 kms/hr wind speed (No Ice)
Cable Characteristics	
Maximum Working Tension (No Fiber Strain)	4.12kN (420kg)
Estimated Tensile Strength	10.3kN (1050kg)
Thermal Coefficient of Expansion	20.83 x 10 <sup>-6</sup> °C
Area of Aramid	4.5mm <sup>2</sup>
Approx. Cable Weight	120kg/km
Cable Diameter	12.2mm
Radial Thickness of Sheath	1.5mm
Minimum Bend Radius	Dynamic 700 mm, Static 350 mm
Crush Resistance	2000N/10cm
Water Penetration	No water penetration of the cable core, on a 3 meter sample, with a 1 meter head of water applied for 24 hours
Outer Sheath Material	HDPE (non anti-tracking)
Max. Electrical Field Strength	≤ 12 kV/m tested according to IEEE P1222



#### Environmental Condition and Cable Loads, Sags, etc.

Condition	Temp	Wind km/hr	Cable Load kgs	%UTS	Sag (mtrs)		Blow Out Angle	Cable Elong %
					Vert	Plane		
EDS	25	-	150	14%	1	1	0	0.212
Low Temp, No Wind	0	-	184	18%	0.81	0.81	0	0.203
High Temp, No Wind	70	-	113	11%	1.33	1.33	0	0.233
Low Temp, Wind	0	100	294	28%	0.51	2.55	78.4	0.358
EDS Temp, Wind	25	100	273	26%	0.55	2.74	78.4	0.386
High Temp, Wind	70	100	279	24%	0.6	3	78.4	0.426

#### ADSS Fiber Optic Cable, 9/125um G652D, PE

Number of Fibers	12	24	48	72	96	144
PartNo.	260223012	260223024	260223048	260223072	260223096	260223144

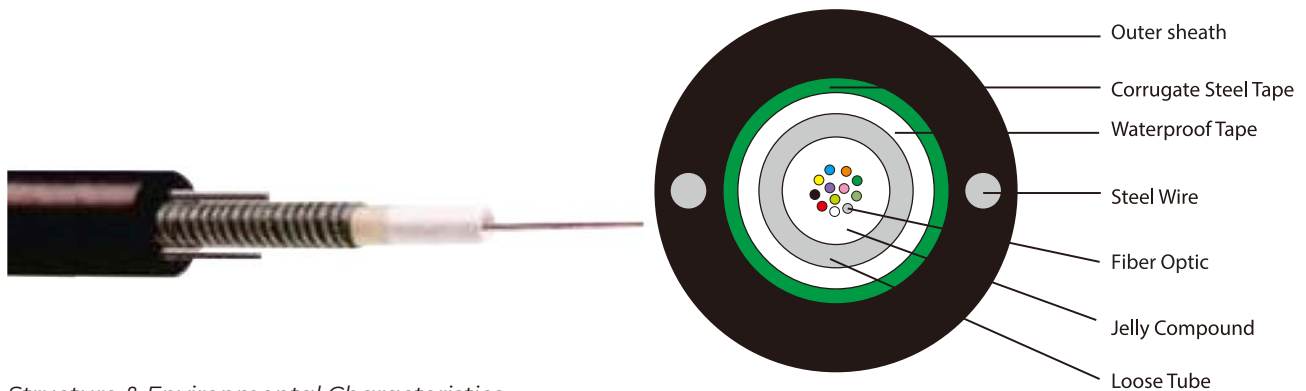
# Fiber Optic Solution



## Wide Area Network

### Outdoor Parallel Steel Wires & Steel Armored Uni-tube Fiber Optic Cable

Two parallel steel wires construction cable suits for aerial installation. With additional corrugated steel tape protection make it also available for duct installation.



#### Structure & Environmental Characteristics

Loose Tube	Material	PBT
Peripheral Strength Member	Material	Steel Wire
	Diameter	1.0mm
Wrapping	Material	Waterproof Tape
Moisture Barrier	Material	Corrugated Steel Tape
Sheath	Material / Color	PE / black
Installation Temperature	-40°C ~ +70°C	
Operation Temperature	-40°C ~ +70°C	
Storage/Transport Temperature	-40°C ~ +70°C	

#### Mechanical Characteristics

Fiber Count	Outside Diameter (mm)	Cable Weight (kg/km)	Tensile Load		Crush Load		Bend Radius	
			Short Term (N)	Long Term (N)	Short Term (N)	Long Term (N)	Static (mm)	Dynamic (mm)
4	8.7	82	1500	600	1000	300	10D	20D
6	8.7	82	1500	600	1000	300	10D	20D
8	8.7	85	1500	600	1000	300	10D	20D
12	8.7	90	1500	600	1000	300	10D	20D
24	11.5	124	1500	600	1000	300	10D	20D

#### Outdoor Parallel Steel Wires & Steel Armored Uni-tube Fiber Optic Cable, PE


Number of Fibers	9/125	50/125	62.5/125	50/125(OM3)	50/125(OM4)
4	267123004	267133004	267113004	267143004	267193004
6	267123006	267133006	267113006	267143006	267193006
8	267123008	267133008	267113008	267143008	267193008
12	267123012	267133012	267113012	267143012	267193012
24	267123024	267133024	267113024	267143024	267193024

LSOH is available upon request

## Wide Area Network

### Outdoor Steel Armored Multi-tube Fiber Optic Cable

Install the fiber optic cable inside of existed conduits, this need excellent tensile strength, also additional corrugated steel tape, armored against rodent. This kind of fiber optic cable is also available for campus cabling.



#### Structure & Environmental Characteristics

Loose Tube	Material	PBT
Strength Member	Material	Steel Wire
	Material	Corrugated Steel Tape
Moisture Barrier	Material	Jelly Compound
Sheath	Material / Color	PE / black
Installation Temperature	-40°C ~ +70°C	
Operation Temperature	-40°C ~ +70°C	
Storage/Transport Temperature	-40°C ~ +70°C	

#### Mechanical Characteristics

Fiber Count	Outside Diameter (mm)	Cable Weight (kg/km)	Tensile Load		Crush Load		Bend Radius	
			Short Term (N)	Long Term (N)	Short Term (N)	Long Term (N)	Static (mm)	Dynamic (mm)
4	9.2	103	1500	600	1000	300	10D	20D
8	9.2	103	1500	600	1000	300	10D	20D
12	9.2	103	1500	600	1000	300	10D	20D
24	9.2	103	1500	600	1000	300	10D	20D
72	11.0	146	1500	600	1000	300	10D	20D
144	15.5	248	1500	600	1000	300	10D	20D

#### Outdoor Steel Armored Multi-tube Fiber Optic Cable, PE

Number of Fibers	9/125	50/125	62.5/125	50/125(OM3)	50/125(OM4)
4	265223004	265233004	265213004	265243004	265293004
8	265223008	265233008	265213008	265243008	265293008
12	265223012	265233012	265213012	265243012	265293012
24	265223024	265233024	265213024	265243024	265293024
72	265223072	265233072	265213072	265243072	265293072
144	265223144	265233144	265213144	265243144	265293144

LSOH is available upon request




# Fiber Optic Solution



## Wide Area Network

### Outdoor Steel Armored Double Sheath Multi-tube Fiber Optic Cable

The two layer sheath provides good crush resistance performance, also the good mechanical and temperature performance. It performs excellent water resistance and moisture resistance especially in the direct buried application or conduit cabling.



#### Structure & Environmental Characteristics

Loose Tube	Material	PBT
Strength Member	Material	Steel Wire
Wrapping	Material	Aluminium/Corrugated Steel Tape
Sheath	Material / Color	PE / black
Installation Temperature	-40°C ~ +70°C	
Operation Temperature	-40°C ~ +70°C	
Storage/Transport Temperature	-40°C ~ +70°C	

#### Mechanical Construction

Fiber Count	Outside Diameter (mm)	Cable Weight (kg/km)	Tensile Load		Crush Load		Bend Radius	
			Short Term (N)	Long Term (N)	Short Term (N)	Long Term (N)	Static (mm)	Dynamic (mm)
4	12.8	189	3000	1000	3000	1000	12.5D	25D
8	12.8	189	3000	1000	3000	1000	12.5D	25D
12	12.8	189	3000	1000	3000	1000	12.5D	25D
24	12.8	189	3000	1000	3000	1000	12.5D	25D
72	14.0	221	3000	1000	3000	1000	12.5D	25D
144	18.6	343	3000	1000	3000	1000	12.5D	25D

#### Outdoor Steel Armored Double Sheath Multi-tube Fiber Optic Cable, PE

Number of Fibers	9/125	50/125	62.5/125	50/125(OM3)	50/125(OM4)
4	266223004	266233004	266213004	266243004	266293004
8	266223008	266233008	266213008	266243008	266293008
12	266223012	266233012	266213012	266243012	266293012
24	266223024	266233024	266213024	266243024	266293024
72	266223072	266233072	266213072	266243072	266293072
144	266223144	266233144	266213144	266243144	266293144

LSOH is available upon request

## Wide Area Network

### Fiber Optic Dome Type Splice Enclosure

Premium-Line fiber optic dome type splice enclosure is in hermetically sealed design, easy for assembly and re-entry. The closure is designed with a gasketed split end plate for mid-access cable application and includes an integrated stack storage basket. Max. 6 × 24 cores splice trays support up to 144 cores splice inside and no need special tools for trays fixing or unloading. This type enclosure is available for aerial or wall mount application.

*Features:*

- Reliable mechanical sealing to prevent liquid or steam penetration
- Easy to open and reopen
- Available 2in 2out and 3in 3out types
- Splice tray capacity: 24 cores
- 2 in 2 out type up to 72 cores, 3in 3out type up to 144 cores
- Made by high strength engineering material to against impact or hit



541242402

*Fiber Optic Dome Type Splice Enclosure*

PART NO.	DESCRIPTION
541122402	FO Splice Closure, w/4 Cable Ports (2in, 2out), 48 Cores, Dome Type
541132402	FO Splice Closure, w/4 Cable Ports (2in, 2out), 72 Cores, Dome Type
541242402	FO Splice Closure, w/6 Cable Ports (3in, 3out), 96 Cores, Dome Type
541262402	FO Splice Closure, w/6 Cable Ports (3in, 3out), 144 Cores, Dome Type

## Wide Area Network

### Fiber Optic Inline Type Splice Enclosure

Premium-Line fiber optic inline type splice enclosure is in hermetically sealed design, easy for assembly and re-entry. The enclosure is in compact and water-tight design, provides good impact and low temperature resistance for wide applications. Max. 8 × 24 cores splice trays support up to 192 cores splice inside and no need special tools for trays fixing or unloading. This type enclosure is available for aerial duct and direct buried.

*Features:*

- Comply to IEC 1073-1:1994 test requirements
- Reliable mechanical sealing to prevent liquid or steam penetration
- Easy to open and reopen
- 6 cable entry ports (3in, 3out) for cable diameters of 23 mm(2), 20 mm(2), 16 mm(2)
- Splice tray capacity: 24 cores
- Maximum number of splice trays: 8
- Dimension: up to 192 cores , 450 × 216 × 110 mm; up to 192 cores, 450 × 216 × 160 mm
- Suit for areial, duct and direct buried application




542222402

*Fiber Optic Inline Type Splice Enclosure*

PART NO.	DESCRIPTION
542222402	FO Splice Closure w/6 Cable Ports (3in, 3out), 48 Cores
542232402	FO Splice Closure w/6 Cable Ports (3in, 3out), 72 Cores
542242402	FO Splice Closure w/6 Cable Ports (3in, 3out), 96 Cores
542262402	FO Splice Closure w/6 Cable Ports (3in, 3out), 144 Cores
542282402	FO Splice Closure w/6 Cable Ports (3in, 3out), 192 Cores

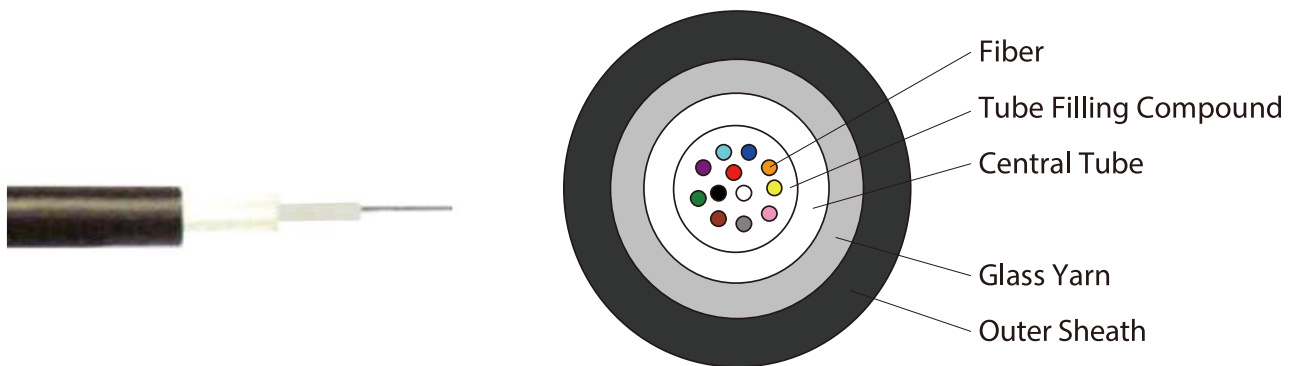
# Fiber Optic Solution



## Local Area Network

### Access Building Cable with Glass Yarn Strength Member

The optic fibers are positioned in a loose tube made of high modulus plastics. The tube is filled with filling compound to give the fibers excellent water proof performance. The glass yarn between the jacket and loose tube is a strength member and provides rodent resistance.



#### Structure & Environmental Characteristic

Loose Tube	Material	PBT
Filling Compound	Material	Thixotropic Gel
Peripheral Strength Member	Material	Glass Yarn
Sheath	Material / Color	PE / black
Operation Temperature	-20°C ~ +60°C	
Storage/Transport Temperature	-20°C ~ +60°C	
Installation Temperature	-5°C ~ +50°C	

#### Mechanical Characteristics

Fiber Count	Outside Diameter (mm)	Cable Weight (kg/km)	Tensile Load N/100mm	Crush Load		Bend Radius	
				Short Term (N)	Long Term(N)	Static (mm)	Dynamic (mm)
2~12	6.6	42	1000	1000	400	10D	20D
14~24	7.4	49	1000	1000	400	10D	20D

#### Outdoor Glass Strength Uni-tube Fiber Optic Cable, PE


Number of Fibers	9/125	50/125	62.5/125	50/125(OM3)	50/125(OM4)
4	263123004	263133004	263113004	263143004	263193004
6	263123006	263133006	263113006	263143006	263193006
8	263123008	263133008	263113008	263143008	263193008
12	263123012	263133012	263113012	263143012	263193012
24	263123024	263133024	263113024	263143024	263193024

LSOH is available upon request

## Local Area Network

### Access Building Cable with Glass Yarn and Steel Tape Strength Member

This kind of fiber optic cable comes additional corrugated steel tape strength member to provide double rodent protection. The compact design suits to duct buried application or conduit installation.



#### Structure & Environmental Characteristics

Loose Tube	Material	PBT
Filling Compound	Material	Thixotropic Jelly
Peripheral Strength Member	Material	Glass Yarn
Moisture Barrier	Material	Corrugated Steel Tape
Sheath	Material / Color	PE / black
Operation Temperature	-20°C ~ +60°C	
Storage / Transport Temperature	-20°C ~ +60°C	
Installation Temperature	-5°C ~ +50°C	

#### Mechanical Characteristics

Fiber Count	Outside Diameter (mm)	Cable Weight (kg/km)	Crush Resistance N/100mm	Tensile Load		Bend Radius	
				Short Term (N)	Long Term (N)	Static (mm)	Dynamic (mm)
2~12	8.2	76	1000	1000	400	10D	20D
14~24	9.2	88	1000	1000	400	10D	20D

#### Outdoor Steel Armored Glass Strength Uni-tube Fiber Optic Cable, PE

Number of Fibers	9/125	50/125	62.5/125	50/125(OM3)	50/125(OM4)
4	265123004	265133004	265113004	265143004	265193004
6	265123006	265133006	265113006	265143006	265193006
8	265123008	265133008	265113008	265143008	265193008
12	265123012	265133012	265113012	265143012	265193012
24	265123024	265133024	265113024	265143024	265193024

LSOH is available upon request

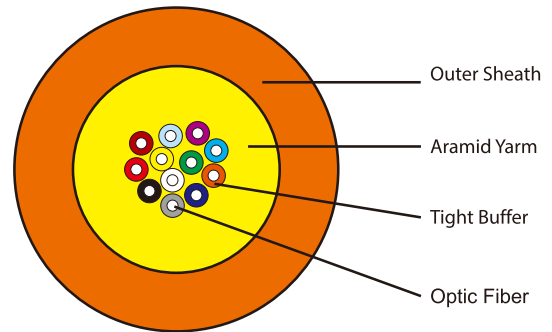
# Fiber Optic Solution



## Local Area Network

### Indoor Tight Buffer Distribution Fiber Optic Cable

The 900µm tight buffer fibers are distributed in the center of the cable. The aramid yarn as strength member surround the fibers, provides excellent tensile strength when it's in installation, the cable is completed with a LSOH jacket. As the classical premise backbone cabling fiber optic cable, the compact construction is easy for field installation.



#### Structure & Environmental Characteristics

Tight Buffer	Material	LSOH
Peripheral Strength Member	Material	Aramid Yarn
Sheath	Material	LSOH
	Color	Yellow, Orange, Aqua
Operation Temperature	-20°C ~ +60°C	
Storage / Transport Temperature	-20°C ~ +60°C	
Installation Temperature	-5°C ~ +50°C	

#### Mechanical Characteristics

Fiber Count	Outside Diameter (mm)	Cable Weight (kg/km)	Crush Resistance N/100mm	Tensile Load		Bend Radius	
				Short Term (N)	Long Term (N)	Static (mm)	Dynamic (mm)
2	3.2	10	1000	660	200	10D	20D
4	4.8	18	1000	660	200	10D	20D
6	5.1	22.5	1000	660	200	10D	20D
8	5.6	28	1000	660	200	10D	20D
12	6.2	38	1000	660	200	10D	20D
24	8.2	63	1000	1320	400	10D	20D

#### Tight Buffer Code

No.	1	2	3	4	5	6	7	8	9	10	11	12
Color	Blue	Orange	Green	Braun	Grey	White	Red	Black	Yellow	Purple	Pink	Aqua
No.	13	14	15	16	17	18	19	20	21	22	23	24
Color	Blue w/Black Tracer	Orange w/Black Tracer	Green w/Black Tracer	Braun w/Black Tracer	Grey w/Black Tracer	White w/Black Tracer	Red w/Black Tracer	Black w/Black Tracer	Yellow w/Black Tracer	Purple w/Black Tracer	Pink w/Black Tracer	Aqua w/Black Tracer

#### Indoor Tight Buffer Distribution Fiber Optic Cable, LSOH

Number of Fibers	9/125	50/125	62.5/125	50/125(OM3)	50/125(OM4)
4	261322004	261332004	261312004	261342004	261392004
6	261322006	261332006	261312006	261342006	261392006
8	261322008	261332008	261312008	261342008	261392008
12	261322012	261332012	261312012	261342012	261392012

PVC is available upon request



## Local Area Network

### 19" Fiber Optic Patch Panel

Premium-Line 19" rack mountable fiber optic patch panel is designed for both patching and splicing, accepts whole range of adapters including SC, ST, FC, LC adapters. 2 × Rear cable entries accommodate cables with diameter below 10mm. Inside splice trays, stacked and available for 48 cores (for LC) terminated inside, and cable spools with 35mm bending radius guarantee all modes fiber storage inside with additional low bending loss. Individual front adapter plate use screws to fix, easy to assemble and exchange. The metal frame is made of cold rolled steel/1.6 mm, and in 1U finished height.



*Fiber Optic Patch Panel*

PART NO.	DESCRIPTION
241100002	Fiber Optic Patch Panel Main Body, Black
242500002	Blank Panel for Fiber Optic Patch Panel, Black
242302082	8 port ST Front Panel for Fiber Optic Patch Panel, Black
242301082	8 port SC Front Panel for Fiber Optic Patch Panel, Simplex, Black
243000005	Splice Cassette, for 12-port, Grey

## Local Area Network

### Fully Loaded Adapter Plate

Premium-Line provides you fully loaded adapter panel, with whole range of fiber adapter types. The changeable adapter plate design makes sure it can be easily and quickly changed. Saving your time, saving your expenses.




*Fully Loaded Adapter Plate*

PART NO.	DESCRIPTION
242311082	8 port SC, Adapter Panel Simplex, MM, Fully Loaded, Black
242321082	8 port SC, Adapter Panel Simplex, SM, Fully Loaded, Black
242312082	8 port ST, Adapter Panel Simplex, MM, Fully Loaded, Black
242322082	8 port ST, Adapter Panel Simplex, SM, Fully Loaded, Black
242414082	8 port LC, Adapter Panel Duplex, MM, Fully Loaded, Black
242424082	8 port LC, Adapter Panel Duplex, SM, Fully Loaded, Black
242313082	8 port FC, Adapter Panel, Simplex, MM, Fully loaded, black
242323082	8 port FC, Adapter Panel, Simplex, SM, Fully loaded, black

Other ports options upon request

# Fiber Optic Solution



## Local Area Network

### 19" Rack Mounted ODF

Premium-Line rack mounted optic distribution frame - ODF suits for standard 19" server cabinet installation. This ODF is available for maximum 96 cores terminated inside with SC or FC connectors & adapters, or 192 cores for LC duplex adapters. Two simplex adapters stack design make it in easy way for pair coupling distribution in classical fiber network operations. The front door is removable during installation and easily seal with two plastic lockers.

For the cable storage, management and future deployment, the front adapter panel and splice position are all in rotate design, easy for any operations inside.



19" Rack Mounted ODF

PART NO.	DESCRIPTION
245001965	19" Rack Mounted ODF, 96 Cores, w/ Splice Trays, w/o Adapter
245011965	19" Rack Mounted ODF, 96 Cores, w/ SC/PC MM Simplex Adapter Loaded
245021965	19" Rack Mounted ODF, 96 Cores, w/ SC/PC SM Simplex Adapter Loaded
245014965	19" Rack Mounted ODF, 96x2 Cores, w/ LC/PC MM Duplex Adapter Loaded
245024965	19" Rack Mounted ODF, 96x2 Cores, w/ LC/PC SM Duplex Adapter Loaded
245001485	19" Rack Mounted ODF, 48 Cores, w/ Splice Trays, w/o Adapter
245011485	19" Rack Mounted ODF, 48 Cores, w/ SC/PC MM Simplex Adapter Loaded
245021485	19" Rack Mounted ODF, 48 Cores, w/ SC/PC SM Simplex Adapter Loaded

## Local Area Network

### Wall Mount Box

Premium-Line wall mount fiber optic box is used for the direct termination of fibers. The rear section accommodates cable entry and protects against taking out the cables. Box includes two separate sections for fusion splice trays and for routing optical connecting modules to the equipment. The Premium-Line four-rack space fiber optic enclosure contains all of the features of the two-rack space model, but with additional capacity to manage fiber counts up to 96. Cable entry/exit feature utilizes a flexible grommet seal, which is cut at time of installation to accommodate the desired cable diameters for entry and exit points. These grommets provide a dust & debris barrier during and after installation.



Wall Mount Box


PART NO.	DESCRIPTION
251011240	24 Port SC Wall Mount Fiber Optic Box without Adapters
251012240	24 Port ST Wall Mount Fiber Optic Box without Adapters
251011480	48 Port SC Wall Mount Fiber Optic Box without Adapters
251012480	48 Port ST Wall Mount Fiber Optic Box without Adapters

## Local Area Network

### Fiber Optic Patch Panel, MTP/MPO to LC

*Features:*

- Plug and play fiber solution eliminates in-field termination and fusion splice, reduces installation cost and time
- Fits all standard 19 inch racks, height / port number: 1U / 48 Ports
- Suitable for MPO/MTP to LC/SC modules (P/N 2470xyzwz2)
- Material/thickness of body and adapter panels: cold rolled steel
- ANSI/TIA-568.3-D:2016



*Fiber Optic Patch Panel*

PART NO.	DESCRIPTION
246104482	19" 1U Fiber Optic Patch Panel, 48 Ports, Main Body, Black

## Local Area Network

### Copper & Fiber, Hybrid Patch Panel

Premium-Line Hybrid patch panel is specially designed for flexible deployment for a Data Center cabling. It's a switchable connection way for copper and fiber. This product for 19" rack installation, 24 ports includes copper & fiber. 2 interface plates are easily plug in, and extract the interface plate, convenient for connector installation. The inside hexagonal bolt is a compact design for fiber cable steel member fixing. The fiber plug to install LC duplex quick port jack recommend to use with Premium-Line LC duplex adapter & fiber patch cord. The copper plug to install RJ45 keystone jack, recommend to use with Premium-Line keystone jack & patch cord.



*Copper & Fiber, Hybrid Patch Panel*

PART NO.	DESCRIPTION
248100242	19" Copper & Fiber, Hybrid Patch Panel, 24 Ports, No-load, Black

# Fiber Optic Solution



## Local Area Network

### Fiber Optic High Density Patch Panel

Premium-Line fiber optic high density unique design patch panel, with maximum LC connecting & cabling, adopt the high-strength environmental light weight material and superior surface treatment technique, which makes the panel to achieve complete function and various flexible cabling solution.

*Features:*

- 1U/144F LC or 72F SC
- 2U/288F LC or 144F SC
- 4U/576F LC or 288F SC
- Standard 19" Patch Panel
- Independent plug-in cassette
- Environmental light weight Aluminum material
- Front-end cable management
- Stable adapter structure
- Compatible with 8F&12F solution
- Replaceable label and layer remark
- Duplex and Quad adapter available
- Various connectors are optional
- MPO-LC fan out and LC/SC trunk cable
- Multi-applications in Data center and FTTx



*Fiber Optic High Density Patch Panel*

PART NO.	DESCRIPTION
661100002	Fiber Optic High Density Patch Panel,1U,w/o modules/cassettes
663010012	Cassette for HD FO Panel MPO/MTP to MPO/MTP, 12 ports, type A
662112112	Cassette for HD FO Panel MPO/MTP to LC, 12 ports, OM3, LC Duplex,12MPO, female, type A

Other type upon request




## Connectivity

### Fiber Optic MTP Trunk Cable

Premium-Line MTP patch cord connector type upon request, including SC, LC. The patch cord length is according to actual objects.

*Features:*

- Product conforms: IEC61754-7, IEC61754-20
- Insertion loss conforms: IEC61300-3-4
- Return loss conforms: IEC61300-3-6
- Environmentally stable in optical performance
- Provide total immunity to electrical interference



*Fiber Optic MTP Trunk Cable*

PART NO.	DESCRIPTION
81116622L	Fiber Optic MTP-MTP(12C) Trunk Cable, 12core, SM 9/125, LSOH, Male-Male
81146622L	Fiber Optic MTP-MTP(12C) Trunk Cable, 12core, OM3, LSOH, Male-Male
81117732L	Fiber Optic MTP-MTP(24C) Trunk Cable, 24core, SM 9/125, LSOH, Male-Male
81147732L	Fiber Optic MTP-MTP(24C) Trunk Cable, 24core, OM3, LSOH, Male-Male
8116922L	Fiber Optic MTP(12C)-LC/UPC Trunk Cable, 12core, SM 9/125, LSOH, Male Type
8146922L	Fiber Optic MTP(12C)-LC/UPC Trunk Cable, 12core, OM3, LSOH, Male Type
8117932L	Fiber Optic MTP(24C)-LC/UPC Trunk Cable, 24core, SM 9/125, LSOH, Male Type
8147932L	Fiber Optic MTP(24C)-LC/UPC Trunk Cable, 24core, OM3, LSOH, Male Type
8019922L	Fiber Optic LC/UPC-LC/UPC Trunk Cable, 12core, SM 9/125, LSOH
8049922L	Fiber Optic LC/UPC-LC/UPC Trunk Cable, 12core, OM3, LSOH
8019932L	Fiber Optic LC/UPC-LC/UPC Trunk Cable, 24core, SM 9/125, LSOH
8049932L	Fiber Optic LC/UPC-LC/UPC Trunk Cable, 24core, OM3, LSOH


"L" as a substitute for length:

010 = 1 m 020 = 2 m 030 = 3 m 050 = 5 m 100 = 10 m 001=100m

Other length, cable jacket, polarity fiber count, PVC sheath upon request



# Fiber Optic Solution



## Connectivity

### Fiber Optic Patch Cord

Fiber optic patch cords are suited for equipment jumper cable, cross connects, and work area connections. All patch cords are 100% factory tested to ensure performance to ANSI/TIA-568.3-D:2016, ISO/IEC 11801-1:2017 and EN 50173-1 standards. With complete connector range of SC, ST, LC, FC, and also the different mode of fiber cables, consists of various combination for all-field applications.

#### Patch Cord Characteristics

Mechanical Test	Additional Loss
Mating Durability: Min.1000 times	≤0.1 dB
Cable Retention:100 N, 120 s	≤0.2 dB
Strength of Coupling Mechanism: 40 N, 120 s	≤0.1 dB
Drop Test: 1.5 m, 5 times	≤0.2 dB
Vibration: 10-500Hz,1.5mm amplitude	≤0.1dB
Temperature Test	Additional Loss
Cold Environment Storage: -40 °C, 96 h	≤0.2 dB
High Temperature Storage: +85 °C, 96 h	≤0.2 dB
Temperature Change: -40 °C ~ +85 °C, 20 Cycles	≤0.2 dB
Damp Heat: +25 °C ~ +65 °C, 93% RH, 100 h	≤0.2 dB


#### Fiber Optic Patch Cord LSOH

PART NO.	DESCRIPTION
213666L	SC/UPC-SC/UPC Duplex Single Mode Patch Cord, 9/125
212666L	SC/UPC-SC/UPC Duplex Multimode Patch Cord, 50/125
214666L	SC/UPC-SC/UPC Duplex Multimode Patch Cord, OM3 50/125
218666L	SC/UPC-SC/UPC Duplex Multimode Patch Cord, OM5 50/125
213677L	ST/UPC-ST/UPC Duplex Single Mode Patch Cord, 9/125
212677L	ST/UPC-ST/UPC Duplex Multimode Patch Cord, 50/125
214677L	ST/UPC-ST/UPC Duplex Multimode Patch Cord, OM3 50/125
218677L	ST/UPC-ST/UPC Duplex Multimode Patch Cord, OM5 50/125
213688L	FC/UPC-FC/UPC Duplex Single Mode Patch Cord, 9/125
212688L	FC/UPC-FC/UPC Duplex Multimode Patch Cord, 50/125
214688L	FC/UPC-FC/UPC Duplex Multimode Patch Cord, OM3 50/125
218688L	FC/UPC-FC/UPC Duplex Multimode Patch Cord, OM5 50/125
213899L	LC/UPC-LC/UPC Duplex Single Mode Patch Cord, 9/125
212899L	LC/UPC-LC/UPC Duplex Multimode Patch Cord, 50/125
214899L	LC/UPC-LC/UPC Duplex Multimode Patch Cord, OM3 50/125
218899L	LC/UPC-LC/UPC Duplex Multimode Patch Cord, OM5 50/125

"L" as a substitute for length:

010 = 1m 020 = 2m 030 = 3m 050 = 5m 070 = 7m 100 = 10m

Other length, APC, simplex, PVC sheath upon request



## Connectivity

### Fiber Optic Pigtail

Fiber Optic Pigtail LSOH

PART NO.	DESCRIPTION
223313L	SC/UPC Single Mode Pigtail, 9/125, 0.9 mm
222313L	SC/UPC Multimode Pigtail, 50/125, 0.9mm
224313L	SC/UPC Multimode Pigtail, OM3 50/125, 0.9 mm
228313L	SC/UPC Multimode Pigtail, OM5 50/125, 0.9 mm
223343L	LC/UPC Multimode Pigtail, OM3 50/125, 0.9 mm
222343L	LC/UPC Multimode Pigtail, OM5 50/125, 0.9 mm
224343L	LC/UPC Single Mode Pigtail, 9/125, 0.9 mm
228343L	LC/UPC Multimode Pigtail, 50/125, 0.9 mm
223333L	FC/UPC Single Mode Pigtail, 9/125, 0.9mm
222333L	FC/UPC Multimode Pigtail, 50/125, 0.9mm
224333L	FC/UPC Multimode Pigtail, OM3 50/125, 0.9mm
228333L	FC/UPC Multimode Pigtail, OM5 50/125, 0.9mm
223323L	ST/UPC Single Mode Pigtail, 9/125, 0.9mm
222323L	ST/UPC Multimode Pigtail, 50/125, 0.9mm
224323L	ST/UPC Multimode Pigtail, OM3 50/125, 0.9mm
228323L	ST/UPC Multimode Pigtail, OM5 50/125, 0.9mm

"L" as a substitute for length:

010 = 1 m 020 = 2 m 030 = 3 m 050 = 5 m 070 = 7 m 100 = 10 m

Other length, type, APC, PVC sheath upon request



## Connectivity

### 12 Pack Pigtail

Premium-Line 12 pack pigtail integrated design with good performance will be your better choice. Completely connector range including FC, ST, SC, LC, 12 different colorful sheath as easy indication, use additional outer jacket wrapping protect the pigtails also ease to manage.

12 Pack Pigtail LSOH

PART NO.	DESCRIPTION
223613L	SC/UPC 12 Pack Pigtail, SM 9/125
221613L	SC/UPC 12 Pack Pigtail, MM 62.5/125
222613L	SC/UPC 12 Pack Pigtail, MM 50/125
224613L	SC/UPC 12 Pack Pigtail, OM3 50/125
223643L	LC/UPC 12 Pack Pigtail, SM 9/125
221643L	LC/UPC 12 Pack Pigtail, MM 62.5/125
222643L	LC/UPC 12 Pack Pigtail, MM 50/125
224643L	LC/UPC 12 Pack Pigtail, OM3 50/125
223623L	ST/UPC 12 Pack Pigtail, SM 9/125
221623L	ST/UPC 12 Pack Pigtail, MM 62.5/125
222623L	ST/UPC 12 Pack Pigtail, MM 50/125
224623L	ST/UPC 12 Pack Pigtail, OM3 50/125
223633L	FC/UPC 12 Pack Pigtail, SM 9/125
221633L	FC/UPC 12 Pack Pigtail, MM 62.5/125
222633L	FC/UPC 12 Pack Pigtail, MM 50/125
224633L	FC/UPC 12 Pack Pigtail, OM3 50/125

"L" as a substitute for length: 010 = 1 m 020 = 2 m 030 = 3 m 050 = 5 m 070 = 7 m 100 = 10 m

Other length, type, UPC/APC, PVC sheath upon request



# Fiber Optic Solution



## Connectivity

### Adapter

Premium-Line provides fiber optic adapters including ST, SC, LC and FC. All adapters are produced with a zirconia sleeve for universal applications (MM/SM). All SC and LC adapters are provided with retaining clips for easy, snap-in mounting. And performance meets with ANSI/TIA-568.3-D:2016 standard.

Adapter

PART NO.	DESCRIPTION
23111108	SC/PC Duplex MM Adapter, Zirconia Ceramic Sleeve, Beige
23121104	SC/PC Duplex SM Adapter, Zirconia Ceramic Sleeve, Blue
23141106	SC/APC Duplex SM Adapter, Zirconia Ceramic Sleeve, Green
231111408	LC/PC Duplex MM Adapter, Zirconia Ceramic Sleeve, Beige
231211404	LC/PC Duplex SM Adapter, Zirconia Ceramic Sleeve, Blue
231411406	LC/APC Duplex SM Adapter, Zirconia Ceramic Sleeve, Green
231121200	ST/PC MM Adapter, Zirconia Ceramic Sleeve
231221200	ST/PC SM Adapter, Zirconia Ceramic Sleeve
231121310	FC/PC MM small D-flange adapter, Zirconia Ceramic Sleeve
231221310	FC/PC SM small D-flange adapter, Zirconia Ceramic Sleeve



Other type, simplex, APC upon request

## Connectivity

### Field Assembly Connector

Field assembly connector is very easy installable and re-usable field assembly connector which the fiber can be connected / disconnected only by on/off of a small latch attached on connector body, which is composed of two parts of a connector body and a boot it is designed to have the structure and the function to construct the more economic FTTH network.



Field Assembly Connector

PART NO.	DESCRIPTION
236x20yzw	Field Assembly Connector

«X», 1=MM; 2=SM «y», 1=SC/APC; 4=LC/APC; 6=SC/UPC; 9=LC/UPC

«z», 3=0.9 mm (only for LC); 4=2.0 mm (only for SC); 5=3.0mm (only for SC) «w», 1=beige; 4= blue; 6=green

## Fiber Optic Adapter Support Module

Premium-Line fiber optic adapter support module fits to 12182x010 USA faceplate and unloaded patch panel (P/N 170242402, 178242402). SC support module available for both LC duplex and SC simplex adapters, ST support module available for both ST and FC D flange type adapters. Which material is UL-94V-0 high-impact, fire-retardant ABS resin.



Fiber Optic Adapter Support Module

PART NO.	DESCRIPTION
127120000	Fiber Optic SC simplex/ LC Duplex Type Adapter Support Module, w/o Adapter Loaded, Black
127220000	Fiber Optic ST/FC Type Adapter Support Module, w/o Adapter Loaded, Black

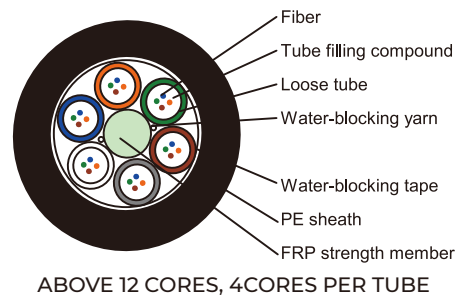
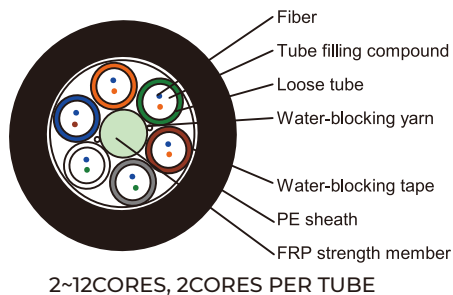
White on request

## FTTX

### FTTH Distribution Cable

Premium-Line outdoor metal free FTTH distribution cable is ideal design for the distribution from main street cabinet or central telecommunication room to ONU (optic network unit) for subscribers' houses or apartment residential buildings. The stranded construction is ideal for ease multiple ONUs distribution and also as a riser cable in the building.

- ITU-G652D fibers in use, OS2 grading after cabled (att. <0.4dB @ 1310nm/1550nm)
- 2 cores per tube design, ideal for FTTx 1:8,1:16, 2:16 or 2:32 fiber channels distribution
- Double water-proof members, excellent water resistance performance
- User-friendly "Dry Core" design, for comfortable and easy installation
- Outer diameter 10.8mm available fits with ODN access holes
- Metal free construction could install with exist utility, like power lines
- MM cores available upon request



#### Technical Parameters

Parameter	Units	Value / Details
Fiber Type		ITU-T G652D
Fiber Count		4, 6, 12, 24
Cable Diameter	mm	10.8
Cable Weight	Kg/Km	90
Cable Sheath, Radial	mm	1.8 Nominal
Tensile Strength	N	1000
Bending Radius	Dynamic	≥ 20 x Cable Diameter
	Static	≥ 10 x Cable Diameter
Crush Resistance	N/10cm	1000
Operation Temperature		-40 to +70 for PE; -20 to +70 for LSOH

#### FTTH Distribution Cable

PART NO.	DESCRIPTION
264223xxx2	Outdoor metal free stranded FO cable, dry core for FTTx distribution, PE, Black
264222xxx2	Metal Free Stranded FO Cable, Dry Core for FTTx Distribution, LSOH, Black

"xxx" fiber cores, 004/006/008/012/024





# Fiber Optic Solution



## FTTX

### FTTH Distribution Box

The optical network unit to the single house, floor distribution of residence building and upon head power utility installation, always requires compact design, easy installation and operation, as well as weather durable characteristics. Premium-Line FTTH distribution box is aim designed for multi-purpose applications in FTTH projects, the dual layer design supports direct termination, and also FTTH distributions via mini splitter built in, available to 1:8, 1:16 and 2:16 distributions with Premium-Line FTTH distribution cable. The special designed cable exit fits with FTTH drop flat cable, guarantee the IP grading before and after operations. 4ports, 8ports, 16ports, 24ports, 36ports and 48ports is optional.

Features:
<ul style="list-style-type: none"> <li>• Main body made by ABS, inner structure made by PC</li> <li>• Anti-UV and water proof design for both indoor and outdoor uses</li> <li>• Accommodates splitters and apply to SC simplex adapters</li> <li>• Additional fix position for outdoor cables</li> <li>• IP 55 protection level, all weather use</li> </ul>

Applications
<ul style="list-style-type: none"> <li>• Widely used in FTTH access network</li> <li>• Telecommunication Networks</li> <li>• CATV networks</li> <li>• Local area networks</li> </ul>

Operation Condition:
<ul style="list-style-type: none"> <li>• Temperatures: -40°C – +60°C</li> <li>• Humidity: 93% at 40°C</li> <li>• Air Pressure: 62kPa – 101kPa</li> </ul>



253211240

#### FTTH Distribution Box

PART NO.	DESCRIPTION
253211xx0	FTTH Distribution Box, SC Simplex Type, without Adapters

«xx», 04=4ports; 08=8ports; 16=16ports; 24=24ports; 36=36ports; 48=48ports

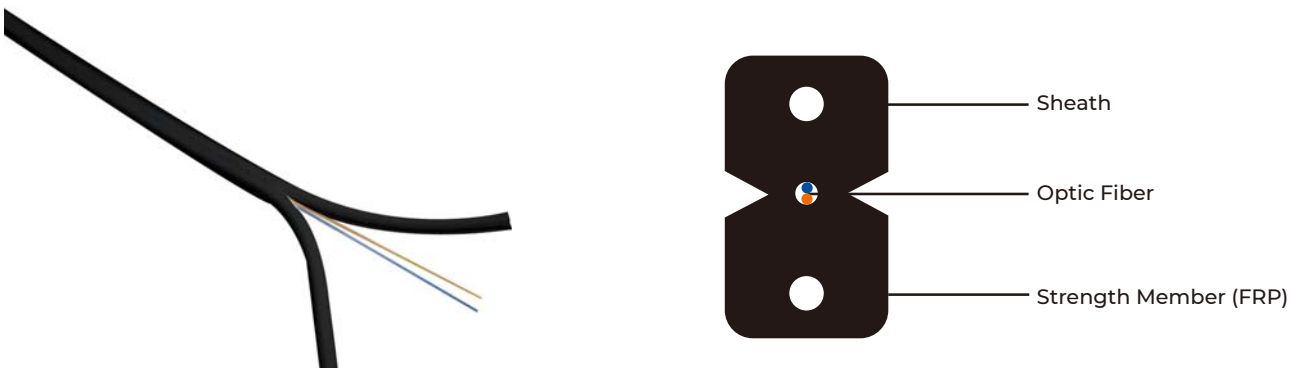


## FTTX

### FTTH Cable

As the increasing demand on the communication transmission and exchange capacity, traditional copper based access solutions will not comply with the request of high bandwidth and longer distance. Also, with the maturity fiber optic premise network & protocol implementation and developing, like 1G-EPON, 10G-EPON, GPON, the fiber trend is not a far future trend.

Fiber to the home (FTTH), the optic fiber directly links the multi-subscribers to the LAN with real high bandwidth provision. As the final access to the subscriber, Premium-Line FTTH low bending loss drop flat series cables are aimed design for this high bandwidth network. The excellent optic performance with competitive price is your right choice.



#### Structure & Environmental Characteristics

Peripheral Strength Member	Material	FRP
	Diameter	0.5mm
Sheath	Material / Color	LSOH / Black
Operation Temperature	-20°C ~ +60°C	

#### Mechanical Characteristics

Fiber Count	Outside Diameter (mm)	Cable Weight (kg/km)	Tensile Strength		Crush Resistance		Bend Radius	
			Short Term (N)	Long Term (N)	Short Term (N)	Long Term (N)	Static (mm)	Dynamic (mm)
2	2.0 × 3.0	8.5	80	40	1000	500	15	30

#### Optical Performance

Uncabled Fiber Macrobending Loss	G652D	G657A2	62.5/125	50/125(OM3)
Radius	30	15	10	7.5
Number of Turns	100	10	1	1
Max. at 1550nm (dB)	-	0.03	0.1	0.5
Max. at 1625nm (dB)	0.1	0.1	0.2	1.0

#### FTTH Cable

PART NO.	DESCRIPTION
261422002	FO ID Cable, FTTH w/Two FRP Strength Members, Flat Type, SM9/125(G652D), 2C, LSOH
261462002	FO ID Cable, FTTH w/Two FRP Strength Members, Flat Type, SM9/125(G657A2), 2C, LSOH

As premises complex corner-bending situation, to conquer and avoid bending loss, Premium-Line provides G652D, G657A2 fibers for your option.

# Fiber Optic Solution



## FTTX

### FTTD Wall Box

FTTD - fiber to the desktop, Premium-Line featured FTTD wall box is ideal design to support extend FTTH network direct to your desktop!

*Features:*

- Standard 86×86 size and quality material in use,
- Side adapter position to avoid direct eye contact
- Wall mountable or other surface attach
- Inner cable routing radius over 20mm, good for additional loss control
- 2 side paths for FTTH drop flat cable
- 2 adapter positions



252311021

*FTTD Wall Box*

PART NO.	DESCRIPTION
252311021	Fiber Optic FTTD Wall Box, 86×86, SC Simplex

## FTTX

### Fiber Optic Faceplate

86×86 Size

Premium-Line Fiber optic faceplate is in standard 86×86 design. It's available to secure to any surface, drywall, baseboard, and even modular furniture. It's available 2 types, SC duplex (LC quad), ST dual ports, 45°adapter plug- in/out angle avoid any hurt from the light.

*Features:*

- 100% compatible with standard 86\*86 back box
- Adapter can be snapped in and out easily
- Comes with hidden mounting screws and clear outlet ID labels
- Apply UL-94V-0 high-impact, fire-retardant ABS resin
- RoHS compliant



252012021



252021011

*Fiber Optic Faceplate*

PART NO.	DESCRIPTION
252021011	Fiber Optic SC Duplex Faceplate, 86×86, 1 Port, White
252012021	Fiber Optic ST Simplex Faceplate, 86×86, 2 Port, White

## FTTX

### FTTH Splitters

It is impossible to imagine the network market without GPON technology. GPON is a multi-service broadband access network, where one cable provides Internet, telephony and television services with guaranteed quality of service. GPON is a personal fiber channel with bandwidths up to 1 Gb/s.

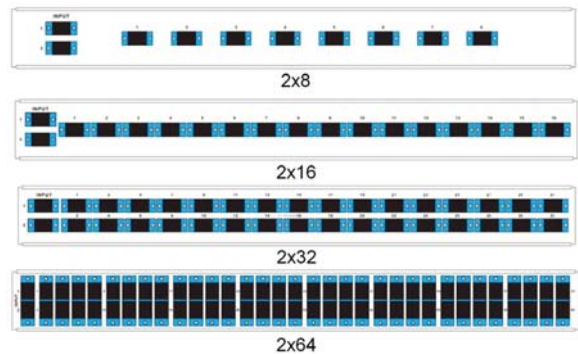
The technology is actively developing all over the world and the number of subscribers is growing rapidly. In response to requests from our clients, we are expanding our solutions to support GPON networks and now we are offering splitters of the following configuration.

Suitable for installation of FC, SC, LC, etc. adaptors, and suitable for plastic box type PLC splitters module (P/N 25xxxxyz).



#### APPLICATIONS:

- Optical LAN & WAN & CATV
- FTTH project & FTTX Deployments
- Broadband High-bit rate data transmission
- Active device terminations
- Testing instruments
- Optical fiber communication networks
- PON Networks
- Optical Signal Distribution



#### FTTH Rack Mounted Splitter

PART NO.	DESCRIPTION
254xxxxyz2	1U 19" Rack Mounted PLC Splitter, black

xxx: input & output      102: 1x2, 104: 1x4, 108: 1x8, 116: 1x16, 132: 1x32, 164: 1x64  
 202: 2x2, 204: 2x4, 208: 2x8, 216: 2x16, 232: 2x32, 264: 2x64  
 y, adapter loaded 0: unloaded 1: MM adapter loaded 2: SM adapter loaded  
 4: APC adapter loaded  
 z, adapte type      1: SC 2: ST 3: FC 4: LC duplex

Other type upon request

# Fiber Optic Solution



## FTTX

### PLC splitter module

*Features:*

- Low excess loss
- Excellent directivity
- Good channel-to-channel uniformity
- Low PDL
- High cost-effectiveness
- High environmental and mechanical stability



*FTTD PLC splitter module*

PART NO.	DESCRIPTION
25xxx010z	PLC splitter module, 2.0mm loose-tube fiber, G657A1, ABS, 1m

xxx: input & output      102: 1x2, 104: 1x4, 108: 1x8, 116: 1x16, 132: 1x32, 164: 1x64  
 202: 2x2, 204: 2x4, 208: 2x8, 216: 2x16, 232: 2x32, 264: 2x64  
 z: connector              0: without connector  
                                  1: SC/APC, 2: FC/APC, 4: LC/APC  
                                  6: SC/UPC, 8: FC/UPC, 9: LC/UPC

Other type upon request

## FTTX

### Blockless PLC splitter

*Features:*

- Low insertion loss and high uniformity
- Excellent Environmental Stability
- Low polarization Dependent Loss
- Stability Telecordia GR-1221 and GR-1209
- Bare fiber type, blockless type, module type (plastic cassette type), fan-out type, LGX box type, rack mount



*Blockless PLC splitter*

PART NO.	DESCRIPTION
23xxx010z	Blockless PLC splitter, 900um loose-tube fiber, G657A1

xxx: input & output      102: 1x2, 104: 1x4, 108: 1x8, 116: 1x16, 132: 1x32  
 202: 2x2, 204: 2x4, 208: 2x8, 216: 2x16, 232: 2x32  
 z: connector              0: without connector  
                                  1: SC/APC, 2: FC/APC, 4: LC/APC,  
                                  6: SC/UPC, 8: FC/UPC, 9: LC/UPC

Other type upon request

- **Installation Cable**
  - Category 6A S/FTP Outdoor Installation Cable
  - Category 6A U/UTP Outdoor Installation Cable, Dual Layer
  - Category 6 F/UTP Outdoor Installation Cable, Dual Layer
  - Category 6 U/UTP Outdoor Installation Cable
  - Category 6 U/UTP Outdoor Aerial Installation Cable
  - Category 5e F/UTP Outdoor Installation Cable
  - Category 5e U/UTP Outdoor Installation Cable
- **Toolless RJ45 Plug**
  - Category 6A Shielded Toolless RJ45 Plug
  - Category 6A Angled Shielded Toolless RJ45 Plug
  - Category 6A Unshielded Toolless RJ45 Plug
  - Category 6 Unshielded Toolless RJ45 Plug
  - Category 5e Unshielded Toolless RJ45 Plug
- **Industrial Faceplate**
- **Industrial Copper Patch Cords**
- **Industrial Fiber Optic Patch Cords**
- **DIN Rail Adapter**

**Industrial Solution**



## Industrial solutions

---

The industrial segment has a lot of features and deserves special attention. To be a successful company means to rely on the market requirements and quickly respond to all changes. Achieving these goals involves the control of all production processes and product supply. These goals require reliable and high-performance information systems.

Today, for the full functioning of an industrial enterprise, all its structures from the factory to the sales department must be united by a single data transmission network.

Ethernet networks provide transportation for data transmission, equipment control signals, telephony and video information. This makes it possible, within the same network, to support remote management both in the office and in production. However, such network integration requires a coherent network structure and solutions for use in different environmental conditions.

If in office premises standard cabling systems are used, but there are a lot of strict requirements apply in the production premises. Aggressive environments, extreme temperatures, long distances pose make the new challenges for manufacturers of SCS components. Shutdown of the highly automated industrial network can lead to serious losses and even be not safe.

The industrial Ethernet market is developing rapidly and creates new solutions and know-how in the field of industrial communications. Each new or improved solution requires extraordinary levels of quality and safety. Reacting to the requests and demands of the market, Premium-Line has created a portfolio of solutions for implementing cable systems in the industrial environments. They are presented in this section.

## Installation Cable

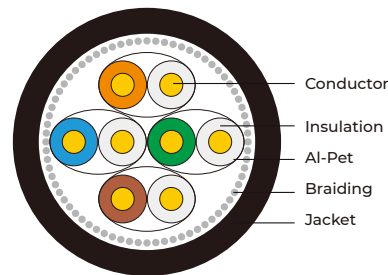
### Category 6A S/FTP Outdoor

**Standards:**

- ANSI/TIA-568.2-D:2018
- ISO/IEC 11801-1:2017
- CENELEC EN 50288-11-1:2012
- IEC 61156-5:2012(Edition 2.0)
- EN50173-1:2011
- RoHS compliant (EU Directive 2011/65/EC)

**Application:**

- CCTV IP system video, voice transmission
- 10GBASE-T Ethernet,
- 1000BASE-T Gigabit Ethernet,
- 100BASE-TX Fast Ethernet,
- 10BASE-T Ethernet,
- Voice



*Construction*

Conductor	Material / Construction	Bare Copper / 23 AWG
Insulation	Material	Foam-Skin PE
	Diameter	1.38± 0.1 mm
Inner-Shield	Material	Al-PET foil around each pair
Braid	Material	Tinned copper covered aluminium
Sheath	Material	PE / Black
	Diameter	7.8±0.1mm
Operation Temperature		-40°C ~60°C

*Electrical Performance*

Frequency (MHz)	Insertion Loss (dB)		NEXT (dB)		PSNEXT (dB)		Return Loss (dB)		ACR (dB)	PSACR (dB)
	Nor.	Typ.	Nor.	Typ.	Nor.	Typ.	Nor.	Typ.	Typ.	Typ.
1	2.1	2.0	74.3	78.0	72.3	75.0	20.0	20.0	76.0	73.0
4	3.8	3.4	65.3	78.0	63.3	75.0	23.0	23.0	74.3	71.3
10	5.9	5.8	59.3	78.0	57.3	75.0	25.0	25.0	72.1	69.1
16	7.5	7.4	56.2	78.0	54.2	75.0	25.0	25.0	70.6	67.6
31.25	10.5	10.4	51.9	78.0	49.9	75.0	23.6	23.6	67.6	64.6
62.5	15.0	14.8	47.4	75.4	45.4	72.4	21.5	21.5	60.6	57.6
100	19.1	19.0	44.3	72.4	42.3	69.4	20.1	20.1	53.4	50.4
250	31.1	30.9	38.3	66.4	36.3	63.4	17.3	17.3	35.5	32.5
500	47.6	45.2	33.2	61.9	31.2	58.9	14.9	17.3	31.1	28.1
600	50.0	50.1	32.7	60.7	30.7	57.7	14.6	17.3	27.1	24.1

*Category 6A S/FTP Outdoor Installation Cable*

PART NO.	DESCRIPTION	PACKING SIZE
729443222	Category 6A S/FTP Outdoor Installation Cable, PE, Black, 500m/reel	57(O.D.)x22(H) cm

# Industrial Solution



## Installation Cable


### Category 6A U/UTP Outdoor Dual Layer

#### Standards:

- ANSI/TIA-568.2-D:2018
- ISO/IEC 11801-1:2017
- CENELEC EN 50288-11-1:2012
- IEC 61156-5:2012(Edition 2.0)
- EN50173-1:2011
- RoHS compliant (EU Directive 2011/65/EC)

#### Application:

- 10GBASE-T Ethernet,
- 1000BASE-T Gigabit Ethernet,
- 100BASE-TX Fast Ethernet,
- 10BASE-T Ethernet,
- Voice



#### Construction

Conductor	Material / Construction	Bare Copper / 23 AWG
Insulation	Material	HDPE
	Diameter	1.03±0.1 mm
Cross-Member	Material	PE
	Diameter	7.3±0.30mm
1st Layer	Material	PVC
	Diameter	7.3±0.30mm
2nd Layer	Material	PE / Black
	Diameter	8.6±0.50mm
Operation Temperature		-40°C ~60°C

#### Electrical Performance

Frequency (MHz)	Insertion Loss (dB)		NEXT (dB)		PSNEXT (dB)		ACR-F (dB)		PSACR-F (dB)		Return Loss (dB)	
	Nor.	Typ.	Nor.	Typ.	Nor.	Typ.	Nor.	Typ.	Nor.	Typ.	Nor.	Typ.
1	2.1	1.7	74.3	102.0	72.3	100.0	67.8	99.8	64.8	91.5	20.0	26.5
4	3.8	3.3	65.3	95.0	63.3	94.2	55.7	94.0	52.7	80.7	23.0	36.0
10	5.9	5.3	59.3	93.0	57.3	92.9	47.8	87.8	44.8	72.6	25.0	43.0
16	7.5	6.8	56.2	90.0	54.2	90.5	43.7	79.8	40.7	68.4	25.0	49.0
20	8.4	7.6	54.8	87.0	52.8	87.1	41.7	76.9	38.7	66.4	25.0	52.0
31.25	10.5	9.5	51.9	84.0	49.9	84.5	37.9	73.1	34.9	62.9	23.6	48.0
62.5	15.0	13.7	47.4	82.0	45.4	82.3	31.8	68.3	28.8	56.3	21.5	48.0
100	19.1	17.5	44.3	77.0	42.3	77.9	27.8	63.1	24.8	51.8	20.1	45.0
200	27.6	25.1	39.8	74.0	37.8	74.2	21.7	50.3	18.7	46.9	18.0	43.0
250	31.1	28.1	38.3	72.0	36.3	72.3	19.8	50.7	16.8	44.2	17.3	37.0
300	34.3	30.9	37.1	70.0	35.1	69.3	18.2	49.2	15.2	42.1	16.8	34.0
400	40.1	36.1	35.3	68.0	33.3	68.1	15.7	44.2	12.7	41.3	15.9	34.0
500	45.3	40.5	33.8	66.0	31.8	65.9	13.8	41.3	10.8	39.5	15.2	34.0

#### Category 6A U/UTP Outdoor Installation Cable

PART NO.	DESCRIPTION	PACKING SIZE
729149122	Category 6A U/UTP Outdoor Installation Cable, Dual Layer, PE, Black, 305m/reel	45(O.D.)x26(H) cm

## Installation Cable

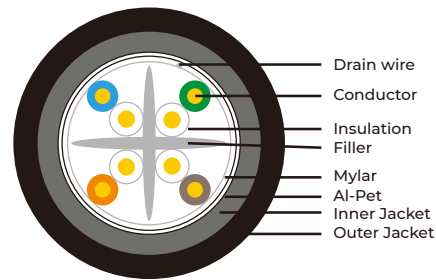
### Category 6 F/UTP Outdoor Dual Layer

**Standards:**

- ANSI/TIA-568.2-D:2018
- ISO/IEC 11801-1:2017
- CENELEC EN 50288-11-1:2012
- IEC 61156-5:2012(Edition 2.0)
- EN50173-1:2011
- RoHS compliant (EU Directive 2011/65/EC)

**Application:**

- 1000BASE-T Gigabit Ethernet,
- 100BASE-TX Fast Ethernet,
- 10BASE-T Ethernet,
- Campus backbone for CCTV System
- Outside plant applications
- Voice



*Construction*

Conductor	Material / Construction	Bare Copper / 23 AWG
Insulation	Material	PE
	Diameter	1.08 ± 0.10mm
Inner-Shield	Aluminum-Mylar	Al-Mylar tape
"+" cross	Material	PE
Drain Wire	Material/Size	Tinned Copper / 26AWG
1st Layer	Material	PVC
	Diameter	7.2±0.20mm
2nd Layer	Material	PE / Black
	Diameter	8.2±0.40mm
Operation Temperature		-40°C ~60°C

*Electrical Performance*

Dielectric Strength of Insulation		1200 V dc or 850 V ac / 2 seconds		
Insulation Resistance Test		Min. 5000 MΩ/m		
Conductor Resistance		Max.9.38 Ω/100m at 20°C		
Resistance Unbalance		Max. 2%		
Capacitance Unbalance		Max. 160 pF/100m		
Mutual Capacitance		Max. 5600 pF/100m		
Impedance	1~100MHz	100Ω ± 15%		
	100~250MHz	100Ω ± 22%		
Attenuation & Near End Cross Talk	Frequency (MHz)	Max. Attenuation (dB/100 meters)	NEXT (dB), Min.	PSNEXT (dB), Min.
	1MHz	2.0*	74.3*	72.3*
	4MHz	3.8*	65.3*	63.3*
	10MHz	6.0*	59.3*	57.3*
	16MHz	7.6*	56.2*	54.2*
	20MHz	8.5*	54.8*	52.8*
	31.25MHz	10.7*	51.9*	49.9*
	62.5MHz	15.4*	47.4*	45.4*
	100MHz	19.8*	44.3*	42.3*
	200MHz	29.0*	39.8*	37.8*
250MHz	32.8*	38.3*	36.3*	

The asterisked (\*) value are for information only. The minimum Next coupling loss for any pair combination at room temperature is to be greater than the value determined using the formula:

$$\text{NEXT (f MHz)} \geq \text{NEXT (0.772)} - 15\text{LOG}_{10} (\text{f MHz}/0.772) \text{ dB}$$

*Category 6 F/UTP Outdoor Installation Cable*

PART NO.	DESCRIPTION	PACKING SIZE
726248122	Category 6 F/UTP Outdoor Installation Cable, Dual Layer, PE, Black, 305m/reel	40*40*31cm

# Industrial Solution



## Installation Cable

### Category 6 U/UTP Outdoor

Premium-Line Category 6 gel filled cable is ideally designed for outdoor cabling. Each conductor made by annealed 23AWG bare copper, guarantees the conductor elongation strength, the semi-solid compound filling around each pair, against the water penetration and protects inner insulation from vile weather. The cable completed with excellent PE out sheath, ensures it could endure all weather condition in temperature range -40°C ~60°C.

#### Standards:

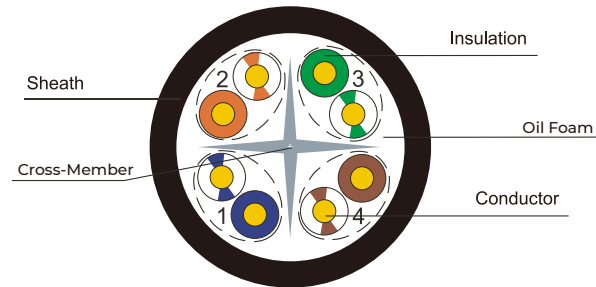
- ANSI/TIA-568.2-D:2018
- ISO/IEC 11801-1:2017 CLASS E
- CENELEC EN 50173-1
- CENELEC EN 50288-6-1, IEC 61156-5 for horizontal cable

#### Application:

- CCTV IP system video, voice transmission
- POE system
- 1000BASE-TX (Gigabit Ethernet)
- 1000BASE-T (Gigabit Ethernet)
- 100BASE-TX Fast Ethernet
- 10BASE-T Ethernet
- Voice



726143122



#### Construction

Conductor	Material / size	Bare Copper / 23 AWG
Insulation	Material	HDPE
Filling Compound		Oil Foam
Sheath	Material	PE
	Diameter	7.2± 0.5 mm
Operation Temperature		-40°C ~60°C

#### Electrical Performance

(MHz)	(dB)		(dB/100m)		(dB)		(dB)		(dB)		(dB)		PS ACR-F		Return Loss	
	Nor.	Typ.	Nor.	Typ.	Nor.	Typ.	Nor.	Typ.	Nor.	Typ.	Nor.	Typ.	Nor.	Typ.	Nor.	Typ.
1.0	1.9	1.7	65.0	67.1	62.0	64.1	64.2	76.4	61.2	74.5	19.1	26.1	Nor.	Typ.	Nor.	Typ.
4.0	3.5	3.2	64.1	68.8	61.8	65.8	52.1	64.5	49.1	62.4	21.0	32.5	64.8	79.8	20.0	29.0
10.0	5.5	5.2	57.8	60.8	55.5	57.8	44.2	56.4	41.2	54.5	21.0	34.1	52.8	67.8	23.0	32.0
16.0	7.0	6.7	54.6	56.6	52.2	53.6	40.1	52.3	37.1	40.4	20.0	30.6	44.8	59.8	25.0	38.0
20.0	7.9	7.6	53.1	55.1	50.7	52.1	38.2	50.4	35.2	48.5	19.5	31.0	40.7	55.7	25.0	34.0
31.25	10.0	9.7	50.0	53.4	47.5	50.4	34.3	46.4	31.3	44.5	18.5	31.5	38.8	53.8	25.0	34.0
62.5	14.4	14.2	45.1	48.0	42.7	45.0	28.3	40.5	25.3	38.5	16.0	27.4	34.9	49.9	23.6	32.0
100.0	18.6	18.3	41.8	44.4	39.3	41.4	24.2	36.3	21.2	34.0	14.0	26.0	28.9	43.9	21.5	32.0
200.0	27.4	27.1	36.9	39.0	34.3	36.0	18.2	30.5	15.2	28.1	11.0	23.8	24.8	39.8	20.1	32.0
250.0	31.1	30.8	35.3	37.2	32.7	34.2	16.2	28.5	13.2	26.1	10.0	22.5	20	35.7	18.7	31.0

#### Category 6 U/UTP Outdoor Installation Cable

PART NO.	DESCRIPTION	PACKING SIZE
726143122	Category 6 U/UTP Outdoor Installation Cable, Oil foam, PE, -40°C, Black, 305m/reel	35(O.D)x29.8(H)cm



## Installation Cable

### Category 6 U/UTP Outdoor Aerial

**Standards:**

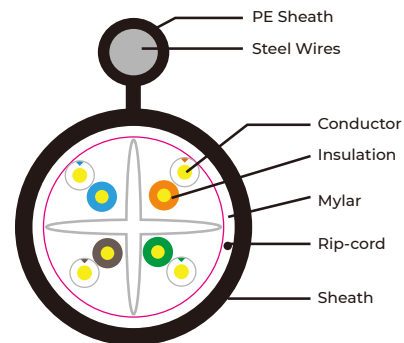
- ANSI/TIA-568.2-D:2018
- ISO/IEC 11801-1:2017
- CENELEC EN 50288-11-1:2012
- IEC 61156-5:2012(Edition 2.0)
- EN50173-1:2011
- RoHS compliant (EU Directive 2011/65/EC)

**Application:**

- 1000BASE-T Gigabit Ethernet,
- 100BASE-TX Fast Ethernet,
- 10BASE-T Ethernet,
- Campus backbone for CCTV System
- Outside plant applications
- Voice

**Construction**

Conductor	Material / Construction	Bare Copper / 23 AWG
Insulation	Material	HDPE
	Diameter	1.02 ± 0.10mm
Sheath	Material	LDPE / black
	Thickness	0.55 ± 0.05 mm
	Diameter	6.6 ± 0.4 mm
Steel Wires	Diameter	1.2 mm
Operation Temperature		-40°C ~ +60°C



**Electrical Performance**

Dielectric Strength of Insulation		1200 V dc or 850 V ac / 2 seconds		
Insulation Resistance Test		Min. 5000 MΩ/m		
Conductor Resistance		Max.9.38 Ω/100m at 20°C		
Resistance Unbalance		Max. 2%		
Capacitance Unbalance		Max. 160 pF/100m		
Mutual Capacitance		Max. 5600 pF/100m		
Impedance	1~100MHz	100Ω ± 15%		
	100~250MHz	100Ω ± 22%		
Attenuation & Near End Cross Talk	Frequency (MHz)	Max. Attenuation (dB/100 meters)	NEXT (dB), Min.	PSNEXT (dB), Min.
	1MHz	2.0*	74.3*	72.3*
	4MHz	3.8*	65.3*	63.3*
	10MHz	6.0*	59.3*	57.3*
	16MHz	7.6*	56.2*	54.2*
	20MHz	8.5*	54.8*	52.8*
	31.25MHz	10.7*	51.9*	49.9*
	62.5MHz	15.4*	47.4*	45.4*
	100MHz	19.8*	44.3*	42.3*
	200MHz	29.0*	39.8*	37.8*
250MHz	32.8*	38.3*	36.3*	

The asterisked (\*) value are for information only. The minimum Next coupling loss for any pair combination at room temperature is to be greater than the value determined using the formula:

$$\text{NEXT (f MHz)} \geq \text{NEXT (0.772)} - 15\text{LOG}_{10} (\text{f MHz}/0.772) \text{ dB}$$

**Category 6 U/UTP Outdoor Aerial Installation Cable**

PART NO.	DESCRIPTION	PACKING SIZE
796143222	Category 6 U/UTP Outdoor Aerial Installation Cable, PE, Black, 500m/reel	56(O.D.) 21(H) cm

# Industrial Solution



## Installation Cable

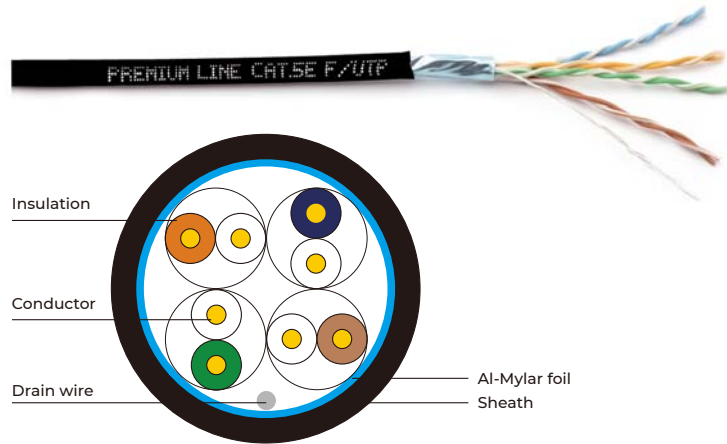
Category 5e F/UTP Outdoor

### Standards:

- ANSI/TIA-568.2-D:2018
- ISO/IEC 11801-1:2017
- CENELEC EN 50288-11-1:2012
- IEC 61156-5:2012(Edition 2.0)
- EN50173-1:2011
- RoHS compliant (EU Directive 2011/65/EC)

### Application:

- 1000BASE-T Gigabit Ethernet,
- 100BASE-TX Fast Ethernet,
- 10BASE-T Ethernet,
- Campus backbone for CCTV System
- Outside plant applications
- Voice



### Construction

Conductor	Material/ Size	Bare Copper/ 24 AWG
Insulation	Material	Form-skin, PE
	Diameter	1.055±0.10 mm
Shield	Al-Mylar type / Mylar type	Insulation on outside surface
Drain wire	Material / Size	Tinned copper / 26AWG
Sheath	Material	LDPE/ Black
	Diameter	6.0±0.4 mm
Operation Temperature		-40°C to +60°C

### Electrical Performance

Dielectric Strength of Insulation		1200 V dc or 850 V ac / 2 seconds		
Insulation Resistance Test		Min. 5000 MΩ/m		
Conductor Resistance		Max.9.38 Ω/100m at 20°C		
Resistance Unbalance		Max. 2%		
Capacitance Unbalance		Max. 160 pF/100m		
Mutual Capacitance		Max. 5600 pF/100m		
Impedance	1~100MHz	100Ω ± 15%		
Key Electrical Attributes	Frequency (MHz)	Max. Attenuation (dB/100 meters)	NEXT (dB), Min.	PSNEXT (dB), Min.
	1MHz	2.0*	65.3*	62.3*
	4MHz	4.1*	56.3*	53.3*
	10MHz	6.5*	50.3*	47.3*
	16MHz	8.2*	47.2*	44.2*
	20MHz	9.3*	45.8*	42.8*
	31.25MHz	10.7*	42.9*	39.9*
	62.5MHz	17.0*	38.4*	35.4*
	100MHz	22.0*	35.3*	32.3*

The asterisked (\*) value are for information only. The minimum Next coupling loss for any pair combination at room temperature is to be greater than the value determined using the formula:

$$\text{NEXT (f MHz)} \geq \text{NEXT (0.772)} - 15\text{LOG}_{10} (\text{f MHz}/0.772) \text{ dB}$$

### Category 5e F/UTP Outdoor Installation Cable

PART NO.	DESCRIPTION	PACKING SIZE
725243122	Category 5e F/UTP Outdoor Installation Cable, PE, Black, 305m/reel	40(O.D.) 21(H) cm

## Installation Cable

### Category 5e U/UTP Outdoor

Premium-Line Category 5e gel filled cable is ideal design for outdoor cabling. Each conductor is made of annealed 24AWG bare copper, to guarantee the conductor elongation strength. The semi-solid compound filling around each pair saves against water penetration and protects inner insulation from vile weather. The cable is finished with excellent PE out sheath to ensure it could endure all weather condition in temperature range -40°C ~60°C.

**Standards:**

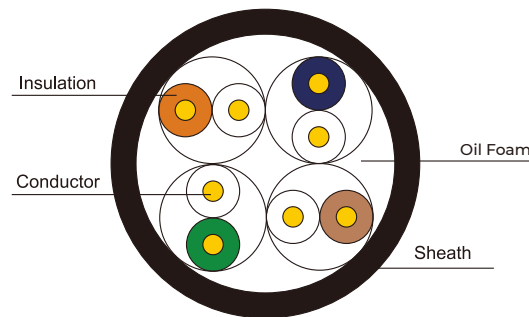
- ANSI/TIA-568.2-D:2018
- ISO/IEC 11801-1:2017
- CENELEC EN 50173-1
- CENELEC EN 50288-3-1

**Application:**

- 1000BASE-T Gigabit Ethernet
- 100BASE-TX Fast Ethernet
- 10BASE-T
- Voice, ISDN



725143122



*Construction*

Conductor	Material / size	Bare Copper / 24AWG
Insulation	Material	HDPE
Sheath	Material	PE
Filling Compound		Oil Foam

*Mechanical & Environmental Characteristics*

Bend Radius	≥ 6D, without load
	≥ 8D, with load
Operation Temperature	-40°C~+60°C
Installation Temperature	-10°C~+50°C
Storage Temperature	-50°C~+70°C

*Electrical Performance*

Freq (MHz)	Insertion Loss (dB)		NEXT (dB/100m)		PS NEXT (dB)		ACR (dB)		ACR-F (dB)		PSACR-F (dB)		Return Loss (dB)	
	Nor.	Typ.	Nor.	Typ.	Nor.	Typ.	Nor.	Typ.	Nor.	Typ.	Nor.	Typ.	Nor.	Typ.
1.0	2.0	1.8	65.3	77.7	62.3	75.2	63.3	75.9	63.8	69.2	60.8	68.5	20.0	40.1
4.0	4.1	3.7	56.3	68.7	53.3	66.0	52.2	64.9	51.7	57.5	48.7	57.0	23.0	40.1
10.0	6.5	6.0	50.3	60.7	47.3	58.3	43.8	54.5	43.8	49.0	40.8	48.2	25.0	37.3
16.0	8.2	7.7	47.3	56.1	44.3	53.7	39.1	48.3	39.7	45.6	36.7	43.8	25.0	36.7
20.0	9.3	8.6	45.8	55.3	42.8	52.9	36.5	46.5	37.7	43.6	34.7	42.8	25.0	36.0
31.25	11.7	10.8	42.9	52.7	39.9	50.0	31.2	41.6	33.9	40.1	30.9	39.3	23.6	32.6
62.5	17.0	15.5	38.4	48.0	35.4	45.5	21.4	32.2	27.8	34.7	24.8	33.5	21.5	31.6
100.0	22.0	19.8	35.3	44.5	32.3	42.2	13.3	24.2	23.8	30.4	20.8	29.4	20.1	31.7

*Category 5e U/UTP Outdoor Installation Cable*

PART NO.	DESCRIPTION	PACKING SIZE
725143122	Category 5e U/UTP Outdoor Installation Cable, Oil Foam, PE, -40°C, Black, 305m/reel	30(O.D.) x 25(H) cm

# Industrial Solution



## Toolless RJ45 Plug

### Category 6A Shielded Toolless RJ45 Plug

Premium-Line Category 6A Toolless RJ45 Plug is engineered to provide full shield protection and reliability, support up to 10 Gigabit Ethernet applications and ensure maximum performance and superior signal quality.

- Meeting the ANSI/TIA-568.2-D:2018, ISO/IEC 11801-1:2017 and EN50173-1 specifications.
- Complying with category 6A patch cord testing performance requirements.
- Connector accepts 22-26 AWG solid and stranded shielded cables.
- Supporting T568 A&B wiring & easy installation.
- Terminating cable without tools.
- Ideal for industrial applications.



#### CHARACTERISTICS

IDC Connector	Characteristics
Operating Life	Minimum 250 re-terminations
Contact Material	Phosphor bronze
IDC Contact Plating	100µ inch nickel plated
IDC Material	PC, UL94 V-0

RJ45 Plug	Characteristics
Contact Plating	50µ Inch Gold plated over Phosphor Bronze
Operating Life	Minimum 1500 re-insertion
Housing Material	PC, UL94 V-0

Printed Circuit Board	Characteristics
Materials	FR-4, UL94 V-0
Thickness	1.6 mm

PART NO.	DESCRIPTION	PACKING SIZE
159210001	Category 6A Shielded Toolless RJ45 Plug	53.8x31x23cm
159210011	Category 6A Angled Shielded Toolless RJ45 Plug	53.8x31x23cm



## Toolless RJ45 Plug

### Category 6A Unshielded Toolless RJ45 Plug

- Meeting the ANSI/TIA-568.2-D:2018, ISO/IEC 11801-1:2017 and EN50173-1 specifications.
- Complying with category 6A patch cord testing performance requirements.
- Connector accepts 22-26 AWG solid and stranded unshielded cables.
- Supporting T568 A&B wiring & easy installation.
- Terminating cable without tools.
- Ideal for industrial applications.
- Temperature range: -10° to 60°

#### CHARACTERISTICS

IDC Connector	Characteristics
Operating Life	Minimum 250 re-terminations
Contact Material	Phosphor bronze
DC Contact Plating	100µ inch nickel plated
IDC Material	PC, UL94 V-0

RJ45 Plug	Characteristics
Contact Plating	50µ Inch Gold plated over Phosphor Bronze
Operating Life	Minimum 1500 re-insertion
Housing Material	PC, UL94 V-0



PART NO.	DESCRIPTION	PACKING SIZE
159100002	Category 6A Unshielded Toolless RJ45 Plug	53.8*31*23 cm

## Unshielded Toolless


### Unshielded Toolless RJ45 Plug Category 6/5e

- Meeting the ANSI/TIA-568.2-D:2018, ISO/IEC 11801-1:2017 and EN50173-1 specifications.
- Complying with category 6 patch cord testing performance requirements.
- Connector accepts 22-26 AWG solid and stranded UTP cables.
- Supporting T568 A&B wiring & easy installation.
- Terminating cable without tools
- Ideal for industrial applications

#### CHARACTERISTICS

IDC Connector	Characteristics
Operating Life	Minimum 200 re-terminations
Contact Material	0.5 mm thickness Alloy
IDC Contact Plating	Tin plated over Nickel
IDC Material	PC, UL94 V-0

RJ45 Plug	Characteristics
Contact Plating	50µ Inch Gold plated over Phosphor Bronze
Operating Life	Minimum 200 re-insertion
Housing Material	PC, UL94 V-0



PART NO.	DESCRIPTION	PACKING SIZE
156100002	Category 6 Unshielded Toolless RJ45 Plug	42.4x35.2x27cm
155100002	Category 5e Unshielded Toolless RJ45 Plug	42.4x35.2x27cm



# Industrial Solution



## Industrial Face Plate

### Industrial Face Plate with Shielded Keystone Jack

- Keystone jack's performance conform to ANSI/TIA-568.2-D:2018, ISO/IEC 11801-1:2017 and EN 50173-1 specifications
- Supports T568 A&B wiring
- Terminate using 110 or Krone tools
- Face plate material: stainless steel, sealing material: FKM
- Face plate thickness: 1.0mm, size: 130x130mm
- Back box material: ABS, size: 128x128x67mm
- Ingress protection rating: IP67, according to IEC 60529:2001-02



#### Industrial Face Plate

PART NO.	DESCRIPTION	PACKING SIZE
129910y00	Industrial Face Plate, with Category 6A Shielded Keystone Jack	52x40x32cm

«y», 1=1port; 2=2ports

## Industrial Patch Cord

### Category 6A S/FTP Industrial Patch Cord

Industrial Category 6A S/FTP patch cords are specially designed for Ethernet connections in areas with harsh environmental conditions such as humidity, water, dust or extreme temperatures.

#### Construction

Conductor	Material / size	Bare Copper / 26 AWG
Insulation	Material	Foam-Skin PE
Inner-Shield	Aluminum-Mylar	An aluminum foil screen around each pair
Braid	Material	Tinned Copper
Inner sheath	Material	PVC or LSOH
Outer sheath	Material	TPE, black
	Diameter	7.5 ± 0.2 mm



IP67 + IP20



IP67 + IP67



IP20 + IP20

#### Category 6A S/FTP Industrial Patch Cord

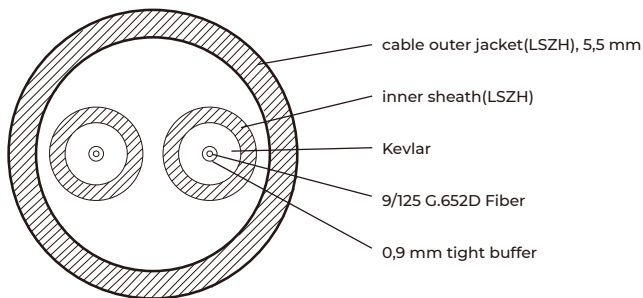
Length	IP 20/ IP20	IP67 / IP20	IP67 / IP67
0.5 m	1894200523	1894200521	1894200522
1 m	1894201023	1894201021	1894201022
2 m	1894202023	1894202021	1894202022
3 m	1894203023	1894203021	1894203022
5 m	1894205023	1894205021	1894205022
7 m	1894207023	1894207021	1894207022
10 m	1894210023	1894210021	1894210022

Other lengths cables on request

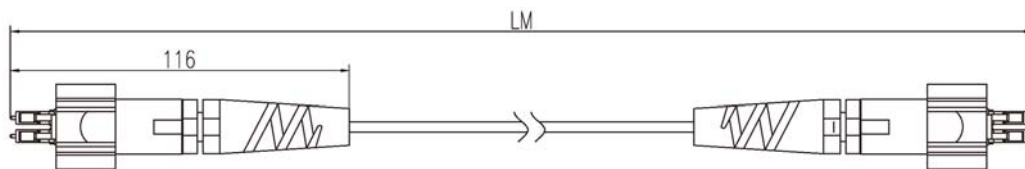
## Industrial Fiber

### Industrial Fiber Optic Patch Cords

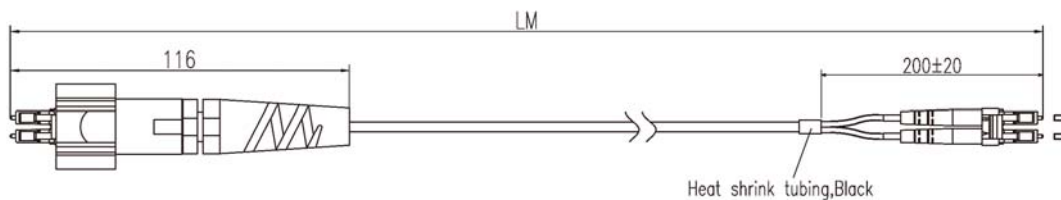
- Meets TIA/EIA 568-B.3 standard
- IP Rating: IP67
- Fiber use G657A1 or G651
- Including industrial connector dust cap
- Meet IEC60874, IEC 61754, IEC 60529:2001-02 and IEC60793-2
- IP67 Water immersion and dust protection for hash environment
- Simple assembly requiring no special tools
- RoHS compliant



IP67-LC connector (A) + Common connector (B) IP67-LC



IP67-LC connector (A) + IP67-LC connector (B)



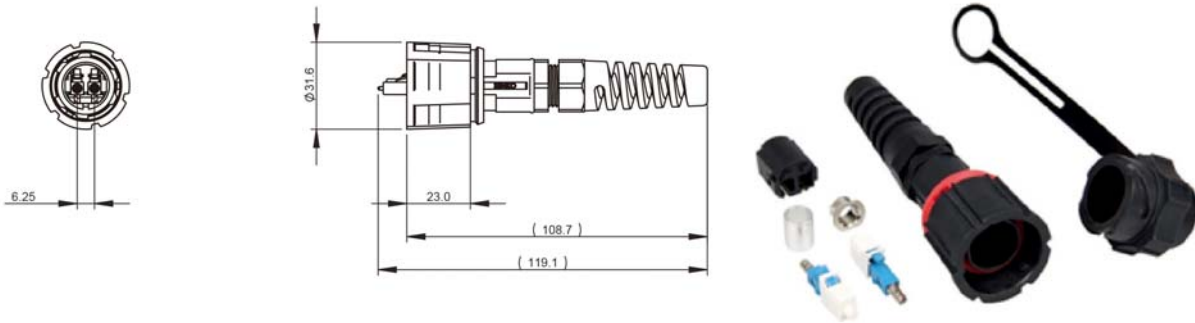
PART NO.	DESCRIPTION	PACKING SIZE
21x8vkyyyz	Fiber Optic Industrial Patch Cord, LC Duplex, LSOH, Black	42*42*25cm

x, mode 1: MM 62.5/125 2: SM 9/125 3: MM 50/125 4: MM/OM3  
v, connector Type(A) 4: LC/APC 9: LC/UPC  
k, connector Type(B) 4: LC/APC 9: LC/UPC  
yyy, Length 005: 0.5m, 010: 1.0m, 020: 2.0m, 030: 3.0m, 050: 5.0m, 070: 7.0m, 100: 10.0m  
z, connector type 1: IP67(A)+common(B)  
2: IP67(A)+IP67(B)  
3: common(A)+  
common(B)

# Industrial Solution



## Separate Industrial Connector

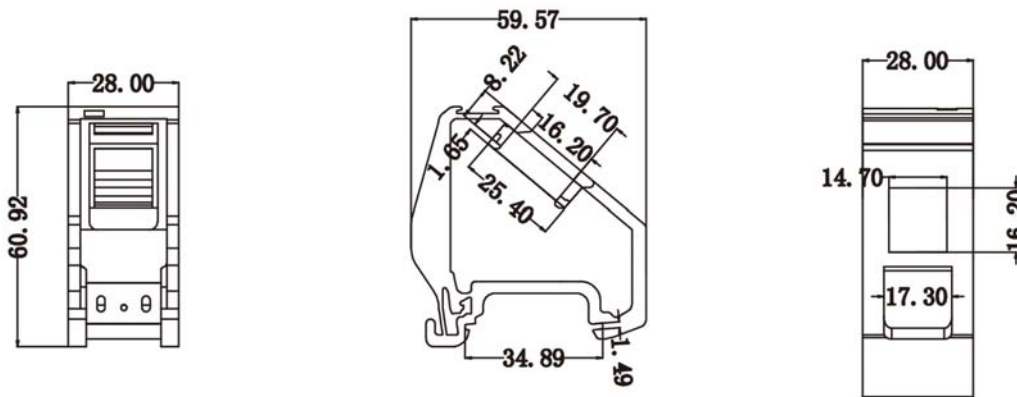


PART NO.	DESCRIPTION	PACKING SIZE
21x80y104	Separate industrial connector, LC duplex, with dust cap, black	53.8*35.2*27cm
21x80y204	Separate industrial connector, LC duplex, without dust cap, black	53.8*35.2*27cm
210000305	Separate industrial connector dust cap, black	53.8*35.2*27cm


x= 2: SM            3: MM  
y= 4: LC/APC      9: LC/UPC

## DIN Rail Adapter

- Suitable for Premium-Line 180° keystone jack (except P/N 106524010, 105524010)
- Suitable for LC/Duplex or SC/Simplex adapter with adapter support module P/N127120000
- DIN rail mounting
- Easy port description by removable labels in plastic holders
- Assembly without special tools
- Color: RAL9003
- Material: ABS
- RoHS compliant



PART NO.	DESCRIPTION	PACKING SIZE
190000081	DIN Rail Adapter	34.5x29.5x39cm

- 
- **Aisle Containment**
  - **Enhanced Network Server Cabinet**
  - **Network Server Cabinet**
  - **Wall Mount Cabinet**
    - Wall Mount Cabinet (Dual Section)
    - Wall Mount Cabinet (Single Section)
  - **Blank Panel & Accessories**
    - 19" Toolless Mounting Metal Blank Panel
    - 19" Blank Panel
    - 19" Cable Management, Dust Proof Brush Type
    - Wheel Feet for Network Server Cabinet
    - Adjustable Fixed Feet for Cabinet
    - Cage Nut for Cabinet
  - **Fan Unit & Shelf**
    - Cooling Fan
    - 19" Fixed Shelf for Cabinet
    - 19" Sliding Shelf for Cabinet
  - **Cable Management**
  - **Power Distribution Unit**
    - European Type
    - American Type
    - UK Type
    - Surge Protection

## Data Center Server Cabinet

As a core part of the entire cabling system, cabinets are widely used and also take an irreplaceable role in the equipment room. Nowadays cabinets not only have the simple function of storing devices but also should provide protection, electromagnetic interference shielding, and arrange equipment orderly to facilitate future maintenance.

Premium-Line provides a complete cabinet solution including the server cabinets, wall mount cabinets, cable management units & mounting accessories, also with active power supply devices, like power distribution unit, uninterruptible power supply and etc.

## Network Server Cabinet

---

Premium-Line 19" server cabinets and wall mount cabinets meet the international standards ANSI /EIARS-310-C19, ANSI /EIARS-310-D, IEC 297-3, IEC 529 and DIN 40050.

Premium-Line server cabinets are available in standard 19" , 600 × 800, 800 × 800 sizes, but not limit in this two options of size. We mainly supply the 27U, 32U, 37U, 42U types. The front door is available in high strength toughened glass or perforated metal. The complete cabinet is made by excellent steels available to afford maximum 800kg static loading.

Normally, the fixed accessories include cage nuts, castors and leveling feet. And there also exists various optional accessories for your most economical combinations, including fixed shelf, keyboard tray, front blank panel and cable managements, besides all free standing cabinets are available for 4 fans installation and also with required power cords.

## Wall Mount Cabinet

---

Premium-Line wall mount cabinets are mostly popular in single section or dual section design to afford maximum 60kg static loading. It's available in size 19" 600 × 450, 6U, 9U, 12U, 15U and 18U. The wall mount cabinets are in key lockable design and come with front glass door. All wall mount cabinets are available for 2 cooling fans installation. Normally the wall mount cabinets are pre-assembled for shipping.

## Power Distribution Unit

---

Premium-Line provides worldwide various type power outlets and power cords. Normally it's in standard 1U height suit for standard 19" cabinet installation. Premium-Line standard PDU comes with lighted master switch, but the additional functions like surge protection and current display are available as well. The size will change to 1.5U.

The left end single input and frontal installation design is easy for future management and allocation.



## Aisle Containment

### Features:

- The Aisle Containment System is a modular row-based thermal containment solution, which separates cold and hot datacenter air streams to and from equipment. It manages airflow at the source, increases the cooling efficiency and significantly lowers down operating costs.
- Row level thermal containment improves cooling efficiency and predictability to address zones and complete data center deployments.
- Most parts of the aisle containment components are modular, which allows quick deployment on site and addresses changing needs or future expansion with pay-as-you grow architecture.
- The aisle containment is adaptable for enhanced network server cabinet (61586xyy2 or 61588xyy2)
- Provides the right combination of safety and security, dual mechanical doors or sliding doors are available options.
- Designed and built to provide high level security solutions for computer rooms, server rooms, and co-location data centers.

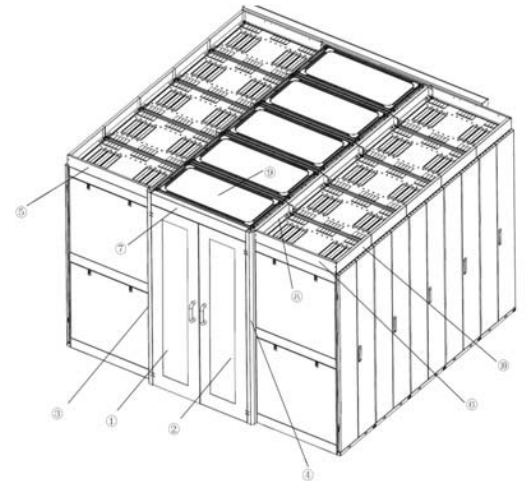


Dual Mechanical Doors



Dual Sliding Doors

<i>Dual doors detailed list</i>		
S/N	Description	Qty
1	Left Door	2 pcs
2	Right Door	2 pcs
3	Left door column	2 pcs
4	Right door column	2 pcs
5, 6	Side decoration panel (Height: 200mm)	4 pcs
7	Top panel for door (Height: 200mm)	2 pcs
<i>Fixed top roof detailed list</i>		
S/N	Description	Qty
8	Supporting panel for roof (Height: 200mm)	2pcs for a top roof
9	Top roof (Material:4mm toughened glass)	1 pcs
10	External decoration panel	1pcs for a cabinet



### END AISLE DOORS

PART NO.	DESCRIPTION
619291002	Dual mechanical doors, with TCP/IP door access locking system Material: 5mm toughened glass
619191002	Dual sliding doors, full-automatic mode, with TCP/IP door access locking system Material: 8mm toughened glass

### TOP ROOF

PART NO.	DESCRIPTION
619360002	600(W) rotary top roof, external decoration panel and fixed plate Material:4mm toughened glass
619380002	800(W) rotary top roof, external decoration panel and fixed plate Material:4mm toughened glass

# Data Center Server Cabinet



## Enhanced Network Server Cabinet

### Features:

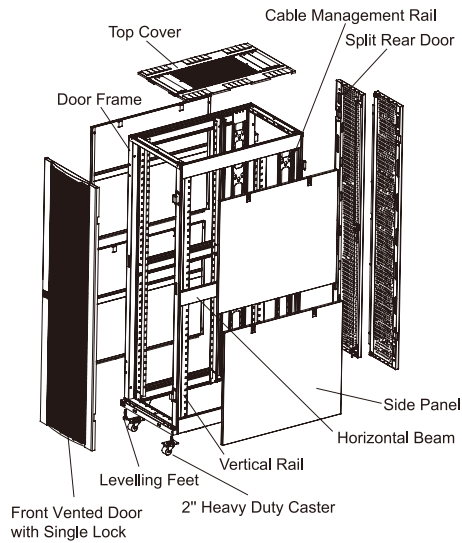
- connected by four corners to ensure the stability
- curved perforated front door and rear dual perforated door enable reliable operation with ventilation rate up to 78%
- double-section side panel can be easily assembled separately
- up to 1500 kgs static loading capacity with adjustable feet
- "U" mark mounting rail for clear and easy identification
- 4pcs of M12 adjustable feet and 4pcs of heavy duty castors included
- 40sets M6 cage nuts included
- optional Fan unit (6 fans and 2m single input power cord for 800mm depth and above)

### Standards

- Compliant with ANSI/EIA RS-310-D, IEC297-2, DIN41491. Part1, Part7, DIN 4144 standards

### Material

- Frame: SPCC cold rolled steel
- Others: SPCC cold rolled steel
- Thickness: Frame and mounting vertical rail: 2.0mm
- Horizontal bracket: 2.0mm, Side door: 1.2mm
- Others: 1.5mm



615883482

### Enhanced Network Server Cabinet

Type	Dimensions(mm)			PART NO.
	Width	Depth	Height	
42U	800/600	870	1992	615888422/615868422
42U	800/600	1070	1992	615881422/615861422
42U	800/600	1200	1992	615883422/615863422
48U	800/600	870	2259	615888482/615868482
48U	800/600	1070	2259	615881482/615861482
48U	800/600	1200	2259	615883482/615863482

RAL7035 color upon request

## Network Server Cabinet

### Features:

- connected by four corners to ensure the stability
- cable entry from the top cover and bottom panel
- removable side doors for easy installation and maintenance
- 4 pcs of M12 adjustable feet and 4 pcs of 2" heavy duty castors included
- 40 sets M6 cage nuts included (below 32U 20 sets)
- 1 pair of vertical cable management included for 800mm depth cabinet
- up to 800 kgs static loading capacity with adjustable feet toughened glass or perforated front door is available upon request, with metallic rear door or perforated door, or perforated front door with dual perforated door
- optional Fan unit (4 fans and 2m single input power cord for 800mm depth cabinet and above)
- standard "S" type vertical rail ("L" type vertical rail on request)

### Standards

- Comply with ANSI/EIA RS-310-D, IEC297-2, DIN41491.Part1, part7, DIN 4144

### Material

- Frame: SPCC cold rolled steel
- Others: SPCC cold rolled steel
- Thickness: Frame and vertical mounting rail: 2.0mm
- Horizontal bracket: 1.5mm, side door: 1.2mm
- Others: 1.2mm



Glass Front Door    Perforated Door    Metallic Rear Door    Dual Perforated Door



612268422

### Network Server Cabinet

Type	Dimensions (mm)			Part No.
	Width	Depth	Height	
32U	600	600/800/1000	1610	612x6y32z
37U	600	600/800/1000	1833	612x6y37z
42U	600	600/800/1000	2055	612x6y42z
47U	600	600/800/1000	2277	612x6y47z

y = 6 for depth 600mm, 8 for depth 800mm, 1 for depth 1000mm

Type	Dimensions (mm)			Part No.
	Width	Depth	Height	
32U	800	800/1000/1200	1610	612x6y32z
37U	800	800/1000/1200	1833	612x6y37z
42U	800	800/1000/1200	2055	612x6y42z
47U	800	800/1000/1200	2277	612x6y47z

y = 8 for depth 800mm, 1 for depth 1000mm, 3 for depth 1200mm,

for doors material substitute "x" in PN:

1 = perforated front door + metallic rear door

2 = glass front door + metallic rear door

6 = glass front door + perforated rear door

7 = perforated front door + perforated rear door

9 = dual perforated front door + dual perforated rear door

0 = perforated front door + dual perforated rear door

for color substitute "z" in PN:

2 = black 5 = grey (RAL7035)

# Data Center Server Cabinet



## Wall Mount Cabinet Dual Section

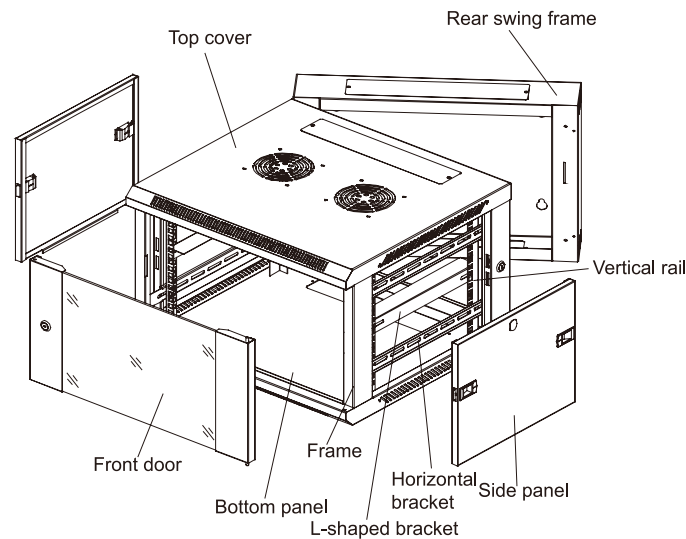
Premium-Line double section is really suitable for server rooms, audio rooms, wiring closets, manufacturing areas, warehouses, or anywhere where heavy networking equipment needs to be protected and maintained usually. Pick up and slot in back holes ensure convenient and quick wall mounting.

### Features:

- Cable entry from top and bottom
- Top cover ready for cooling fan installation
- 60 kgs static loading capacity
- Toughened glass front door with over 180° angle
- Lockable side door easy to open for installation
- Fixed 100mm back section space



614264092



### Wall Mount Cabinet (Dual Section)

Type	Dimensions (mm)			Part No.
	Width	Depth	Height	
6U	600	450/500+100	370	61426x06z
9U	600	450/500+100	500	61426x09z
12U	600	450/500+100	635	61426x12z
15U	600	450/500+100	770	61426x15z
18U	600	450/500+100	900	61426x18z
22U	600	450/500+100	1080	61426x22z

For depth substitute "x" in PN: 4 = 450mm ; 5 = 500mm

For color substitute "z" in PN: 2 = black (RAL9005) ; 5 = grey (RAL7035)

## Wall Mount Cabinet

### Single Section

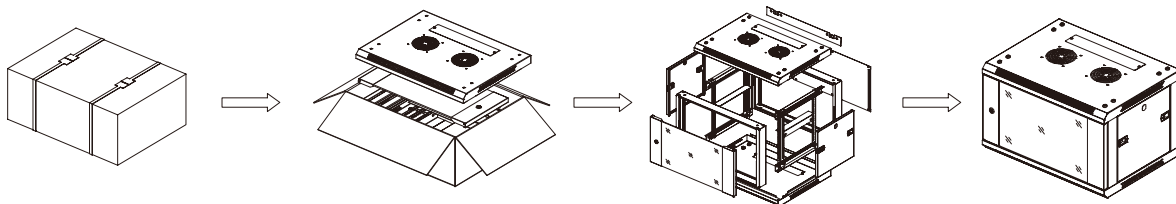
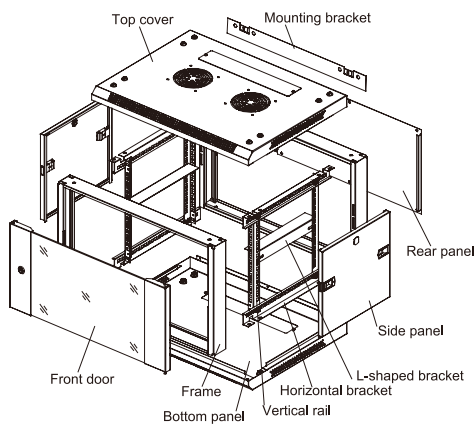
Designed to house rack mount equipment for cabling, telecommunications, IT, industrial and home installations, Premium-Line Wall Mount Cabinet is supplied flat-packed, which eases access to the installation site while reducing logistics costs and providing greater protection during transit.

#### Features:

- Cable entry from top and bottom
- Top cover ready for cooling fan installation
- 60 kgs static loading capacity
- Toughened glass front door with over 180° angle



611264062



#### Wall Mount Cabinet (Single Section)

Type	Dimensions (mm)			Part No.
	Width	Depth	Height	
6U	600	450/600	370	61126x06z
9U	600	450/600	500	61126x09z
12U	600	450/600	635	61126x12z
15U	600	450/600	770	61126x15z
18U	600	450/600	905	61126x18z
22U	600	450/600	1040	61126x22z

For depth substitute "x" in PN: 4 = 450mm ; 6 = 600mm

For color substitute "z" in PN: 2 = black (RAL9005) ; 5 = grey (RAL7035)



# Data Center Server Cabinet



## Blank Panel & Accessories



195140102



195040102



195080102

### Blank Panel

PART NO.	DESCRIPTION
195140102	1U 19" Toolless Mounting Metal blank panel, black
195140202	2U 19" Toolless Mounting Metal blank panel, black
195140402	4U 19" Toolless Mounting Metal blank panel, black
195040102	1U 19" Blank panel, black
195040202	2U 19" Blank panel, black
195040402	4U 19" Blank panel, black
195080102	1U 19" Cable management, dust proof brush type, black



196000050



622000000



623000000

### Accessory

PART NO.	DESCRIPTION
622000000	Wheel Feet for Network Server Cabinet
623000000	Adjustable Fixed Feet for Cabinet
196000050	Cage Nut for Cabinet, 50 sets/bag



## Fan Unit & Shelf

### Digital Temperature Unit \_\_\_\_\_

This unit is mainly used for temperature control and highest temperature limit alarm in the cabinets, which has the characteristics of high reliability, simply to use and easily to operate. Meanwhile, it also can show the values of current Voltage, Ampere, Temperature, and humidity. Including a 2m power line. Its operating environment is -5°C ~ 60°C, the relative humidity is 20%~85% (Non-condensation).



Without fans



With 2 fans



With 4 fans

#### Digital Temperature Unit

PART NO.	DESCRIPTION		
6270x0y02	1U 19" digital temperature unit for cabinet, black		
"x", plug	1: European type(Germany)	2: UK type	3: US type
"y", fan number	0: without fans	2: with 2 fans	4: with 4 fans



624400002



623400002



620018402

#### Fan Unit & Shelf

PART NO.	DESCRIPTION
620018402	Fan Unit for 800mm depth, 4 fans, German type, Black
624200002	19" Fixed Shelf for 800mm depth server cabinet with mounting ear, RAL9005
624300002	19" Fixed Shelf for 1000mm depth server cabinet with mounting ear, RAL9005
624400002	19" Fixed Shelf for 1200mm depth server cabinet with mounting ear, RAL9005
623200002	19" Sliding Shelf for 800mm depth server cabinet with mounting ear, RAL9005
623300002	19" Sliding Shelf for 1000mm depth server cabinet with mounting ear, RAL9005
623400002	19" Sliding Shelf for 1200mm depth server cabinet with mounting ear, RAL9005

\*Grey color on request for fixed shelf

# Data Center Server Cabinet



## Cable Management



195010102



195110102

### Cable Management

PART NO.	DESCRIPTION
195010102	1U 19" Cable Management, Duct Type, Black
195010202	2U 19" Cable Management, Duct Type, Black
195110102	1U 19" Cable Management, Duct Type, Fully Plastic, Black



195070102


195020102



1950M0102

### Cable Management

PART NO.	DESCRIPTION
195020142	1U 19" Cable Management, Plastic Holder Type, Black
1950M0102	1U 19" Cable Management, Metal Holder Type, Black
195020102	1U 19" Cable Management, Plastic Holder Type, Black
195070102	1U 19" Cable Management, Ellips Plastic Holder Type, Black



## Power Distribution Unit

European Type \_\_\_\_\_

### Features:

- Conform to DIN49440 and DIN49441
- single input at left side
- Maximum 16A 250V AC current capacity, 3.5KW
- Lighted master switch
- 1U, frontal installation for standard 19" cabinets
- 2m power cord, other length upon request
- Color: aluminum or plastic frame in black
- RoHS Compliant



631210812

## Power Distribution Unit

American Type \_\_\_\_\_

### Features:

- IEC60906 two-pole socket-outlets with grounding contact
- single input at left side
- Maximum 10A 110V AC current capacity, 2.5KW
- Lighted master switch
- 1U, frontal installation for standard 19" cabinets
- 2m power cord, other length upon request
- Color: aluminum or plastic frame in black
- RoHS Compliant



633230812



# Data Center Server Cabinet



## Power Distribution Unit

### UK Type

#### Features:

- BS1363 standard UK socket and plug
- Maximum 13A 230V AC current capacity, 3KW
- Lighted master switch
- Standard 1U 6 output and 1.5U 6 output with surge protect
- 2m power cord, other length upon request
- Color: aluminum or plastic frame in black
- RoHS Compliant



632220612

## Power Distribution Unit

### 6 Surge Protector Type

#### Features:

- Available in European, UK & UL types
- Standard 1.5U mounting size, aluminum frame
- Dimension: 482.6 × 66.67 × 62mm
- Optional lighted master switch
- 2m power cord, other length upon request
- Other type PDU upon request
- RoHS Compliant



631810712

#### Power Distribution Unit

PART NO.	DESCRIPTION
631210812	Power Distribution Unit with Aluminium Body, European Type, 8 Outlets
631210822	Power Distribution Unit with Non-metallic Body, European Type, 8 Outlets
632220612	Power Distribution Unit with Aluminium Body, UK Type, 6 Outlets
632220622	Power Distribution Unit with Non-metallic Body, UK Type, 6 Outlets
633230812	Power Distribution Unit with Aluminium Body, UL Type, 8 Outlets
633230822	Power Distribution Unit with Non-metallic Body, UL Type, 8 Outlets
631710612	Power Distribution Unit with Aluminium Body, European Type ,6 Outlets with Surge Protector, with LED Switch
631810712	Power Distribution Unit with Aluminium Body, European Type ,7 Outlets with Surge Protector, without LED Switch
632720612	Power Distribution Unit with Aluminum Body, UK Type, 6 Outlets with Surge Protector, with LED Switch
632820612	Power Distribution Unit with Aluminum Body, UK Type, 6 Outlets with Surge Protector, without LED Switch
633730712	Power Distribution Unit with Aluminum Body, UL Type, 7 Outlets with Surge Protector, with LED Switch
633830712	Power Distribution Unit with Aluminum Body, UL Type, 7 Outlets with Surge Protector, without LED Switch



10		18		182810058	28	185112008	61	185510708	63	186410508	46
103111010	72	182110053	29	182810103	28	185210053	60	185511002	63	186410703	46
105111010	55	182110054	29	182810104	28	185210054	60	185511003	63	186410704	46
105121010	56	182110055	29	182810105	28	185210055	60	185511004	63	186410705	46
105211010	54	182110056	29	182810106	28	185210056	60	185511005	63	186410706	46
105311010	55	182110058	29	182810108	28	185210058	60	185511008	63	186410708	46
105393010	67	182110103	29	182810203	28	185210103	60	185710053	62	186411003	46
105524010	54	182110104	29	182810204	28	185210104	60	185710054	62	186411004	46
106111010	37	182110105	29	182810205	28	185210105	60	185710055	62	186411005	46
106121010	38	182110106	29	182810206	28	185210106	60	185710056	62	186411006	46
106211010	35	182110108	29	182810208	28	185210108	60	185710058	62	186411008	46
106311010	39	182110203	29	182810303	28	185210203	60	185710103	62	186610053	47
106393010	67	182110204	29	182810304	28	185210204	60	185710104	62	186610054	47
106524010	36	182110205	29	182810305	28	185210205	60	185710105	62	186610055	47
106721010	39	182110206	29	182810306	28	185210206	60	185710106	62	186610056	47
108524010	10	182110208	29	182810308	28	185210208	60	185710108	62	186610058	47
109121010	23	182110303	29	182810503	28	185210303	60	185710203	62	186610103	47
109324010	22	182110304	29	182810504	28	185210304	60	185710204	62	186610104	47
109813010	21	182110305	29	182810505	28	185210305	60	185710205	62	186610105	47
109824010	20	182110306	29	182810506	28	185210306	60	185710206	62	186610106	47
109924010	20	182110308	29	182810508	28	185210308	60	185710208	62	186610108	47
		182110503	29	182810703	28	185210503	60	185710303	62	186610203	47
		182110504	29	182810704	28	185210504	60	185710304	62	186610204	47
11		182110505	29	182810705	28	185210505	60	185710305	62	186610205	47
1120030x0	13	182110506	29	182810706	28	185210506	60	185710306	62	186610206	47
		182110508	29	182810708	28	185210508	60	185710308	62	186610208	47
12		182110703	29	182811003	28	185210703	60	185710503	62	186610303	47
1211xy210	73	182110704	29	182811004	28	185210704	60	185710504	62	186610304	47
1212xy210	73	182110705	29	182811005	28	185210705	60	185710505	62	186610305	47
1213x4210	73	182110706	29	182811006	28	185210706	60	185710506	62	186610306	47
12182x010	73	182110708	29	182811008	28	185210708	60	185710508	62	186610308	47
123x120y0	13	182111003	29	185110053	61	185211003	60	185710703	62	186610503	47
127120000	93	182111004	29	185110054	61	185211004	60	185710704	62	186610504	47
127220000	93	182111005	29	185110055	61	185211005	60	185710705	62	186610505	47
129910y00	111	182111006	29	185110056	61	185211006	60	185710706	62	186610506	47
		182111008	29	185110058	61	185211008	60	185710708	62	186610508	47
15		182420053	27	185110103	61	185211503	60	185711003	62	186610703	47
15x100002	110	182420054	27	185110104	61	185211504	60	185711004	62	186610704	47
1592100x1	109	182420055	27	185110105	61	185211505	60	185711005	62	186610705	47
		182420056	27	185110106	61	185211506	60	185711006	62	186610706	47
17		182420058	27	185110108	61	185211508	60	185711008	62	186610708	47
170242402	11	182420103	27	185110203	61	185212003	60	185711503	62	186611003	47
170242402	36, 54	182420104	27	185110204	61	185212004	60	185711504	62	186611004	47
170244802	11	182420105	27	185110205	61	185212005	60	185711505	62	186611005	47
170262402	26	182420106	27	185110206	61	185212006	60	185711506	62	186611006	47
170282402	11	182420108	27	185110208	61	185212008	60	185711508	62	186611008	47
171022402	23, 38	182420203	27	185110303	61	185510052	63	185712003	62	189420053	12
171022402	40, 56	182420204	27	185110304	61	185510053	63	185712004	62	189420054	12
173112512	72	182420205	27	185110305	61	185510054	63	185712005	62	189420055	12
173112519	72	182420206	27	185110306	61	185510055	63	185712006	62	189420056	12
173115012	72	182420208	27	185110308	61	185510058	63	185712008	62	189420058	12
173115019	72	182420303	27	185110503	61	185510102	63	186410053	46	189420103	12
175122412	58	182420304	27	185110504	61	185510103	63	186410054	46	189420104	12
175144812	59	182420305	27	185110505	61	185510104	63	186410055	46	189420105	12
175182412	59	182420306	27	185110506	61	185510105	63	186410056	46	189420106	12
175212412	57	182420308	27	185110508	61	185510108	63	186410058	46	189420108	12
175212419	57	182420503	27	185110703	61	185510202	63	186410103	46	189420203	12
175522412	67	182420504	27	185110704	61	185510203	63	186410104	46	189420204	12
175722412	58	182420505	27	185110705	61	185510204	63	186410105	46	189420205	12
176122412	43	182420506	27	185110706	61	185510205	63	186410106	46	189420206	12
176144812	45	182420508	27	185110708	61	185510208	63	186410108	46	189420208	12
176182412	45	182420703	27	185111003	61	185510302	63	186410203	46	189420303	12
176212412	41	182420704	27	185111004	61	185510303	63	186410204	46	189420304	12
176212419	41	182420705	27	185111005	61	185510304	63	186410205	46	189420305	12
176272412	42	182420706	27	185111006	61	185510305	63	186410206	46	189420306	12
176272419	42	182420708	27	185111008	61	185510308	63	186410208	46	189420308	12
176522422	67	182421003	27	185111503	61	185510502	63	186410303	46	189420503	12
176722412	44	182421004	27	185111504	61	185510503	63	186410304	46	189420504	12
179212412	24	182421005	27	185111505	61	185510504	63	186410305	46	189420505	12
179212419	24	182421006	27	185111506	61	185510505	63	186410306	46	189420506	12
179272412	25	182421008	27	185111508	61	185510508	63	186410308	46	189420508	12
179272419	25	182810053	28	185112003	61	185510702	63	186410503	46	189420703	12
		182810054	28	185112004	61	185510703	63	186410504	46	189420704	12
		182810055	28	185112005	61	185510704	63	186410505	46	189420705	12
		182810056	28	185112006	61	185510705	63	186410506	46	189420706	12

# Index By Part Number

189420708	12	21x8vkyyyz	112	253211xx0	95	265143008	84	267123008	79	6270x0y02	122
189421003	12			254xxxxyz2	98	265143012	84	267123012	79		
189421004	12	22		25xxx010z	99	265143024	84	267123024	79	63	
189421005	12	221323ZL	92			265193004	84	267133004	79	631210812	125
189421006	12	221333ZL	92	26		265193006	84	267133006	79	631210822	125
189421008	12	221613ZL	92	260223012	78	265193008	84	267133008	79	631710612	125
18692yyyyz	48	221623ZL	92	260223024	78	265193012	84	267133012	79	631810712	125
		221633ZL	92	260223048	78	265193024	84	267133024	79	632220612	125
19		221643ZL	92	260223072	78	265213004	80	267143004	79	632220622	125
190000081	113	222323ZL	92	260223096	78	265213008	80	267143006	79	632720612	125
195000002	43,58	222333ZL	92	260223144	78	265213012	80	267143008	79	632820612	125
195010102	123	222343ZL	92	261312004	85	265213024	80	267143012	79	633230812	125
195010202	123	222613ZL	92	261312006	85	265213072	80	267143024	79	633230822	125
195020102	123	222623ZL	92	261312008	85	265213144	80	267193004	79	633730712	125
195020142	123	222633ZL	92	261312012	85	265223004	80	267193006	79	633830712	125
195030002	40,43	222643ZL	92	261322004	85	265223008	80	267193008	79		
195030002	58	223323ZL	92	261322006	85	265223012	80	267193012	79	66	
195040102	121	223333ZL	92	261322008	85	265223024	80	267193024	79	661100002	89
195040202	121	223343ZL	92	261322012	85	265223072	80	264222xxx2	94	662112112	89
195040402	121	223613ZL	92	261332004	85	265223144	80	264223xxx2	94	663010012	89
195070102	123	223623ZL	92	261332006	85	265233004	80				
195080102	121	223633ZL	92	261332008	85	265233008	80	54		71	
195110102	123	223643ZL	92	261332012	85	265233012	80	541122402	82	71661050550	49
195140102	121	224323ZL	92	261342004	85	265233024	80	541132402	82	71661070550	49
195140202	121	224333ZL	92	261342006	85	265233072	80	541242402	82	71942050020	29
195140402	121	224343ZL	92	261342008	85	265233144	80	541262402	82	71942050520	29
196000050	121	224613ZL	92	261342012	85	265243004	80	542222402	82	71942070020	29
1950M0102	123	224623ZL	92	261392004	85	265243008	80	542232402	82	71942070520	29
		224633ZL	92	261392006	85	265243012	80	542242402	82	71942100020	29
		224643ZL	92	261392008	85	265243024	80	542262402	82	71942100520	29
20		228313ZL	92	261392012	85	265243072	80	542282402	82	71942200020	29
201181225	70	228323ZL	92	261422002	96	265243144	80			71942200520	29
201191225	70	228343ZL	92	261462002	96	265293004	80	61		71661000550	49
203111225	70			263113004	83	265293008	80	615861422	117	71661200550	49
203161225	70			263113006	83	265293012	80	615861482	117		
203181225	70	23		263113008	83	265293024	80	615863422	117	72	
203191225	70	231111108	93	263113012	83	265293072	80	615863482	117	723163222	71
205141115	53	231111408	93	263113012	83	265293072	80	615863482	117	723183222	71
205142115	53	231121200	93	263113024	83	265293144	80	615868422	117	723193222	71
205241115	52	231121310	93	263123004	83	266213004	81	615868482	117	725143122	108
205242115	52	231211104	93	263123006	83	266213008	81	615881422	117	725243122	107
206141115	34	231211404	93	263123008	83	266213012	81	615881482	117	726143122	105
206142115	34	231221200	93	263123012	83	266213024	81	615883422	117	726248122	104
206241125	33	231221310	93	263123024	83	266213072	81	615883482	117	729149122	103
206242125	33	231411106	93	263133004	83	266213144	81	615888422	117	729443222	102
206641225	32	231411406	93	263133006	83	266223004	81	615888482	117		
206642225	32	236x20yzw	93	263133008	83	266223008	81	619191002	116		
207442225	9	23xxx010z	99	263133012	83	266223012	81	619291002	116	79	
208442228	8			263133024	83	266223024	81	619360002	116	796143222	106
209141225	18	24		263143004	83	266223072	81	619380002	116		
209142225	18	242311082	86	263143006	83	266223144	81	61126x06z	120	80	
209442225	16	242312082	86	263143008	83	266233004	81	61126x09z	120	8019922L	90
209642225	17	242313082	86	263143012	83	266233008	81	61126x12z	120	8019932L	90
209941225	19	242321082	86	263143024	83	266233012	81	61126x15z	120	8049922L	90
209942225	19	242322082	86	263193004	83	266233024	81	61126x18z	120	8049932L	90
		242323082	86	263193006	83	266233072	81	61126x22z	120		
		242414082	86	263193008	83	266233144	81	612x6y32z	118	81	
21		242424082	86	263193012	83	266243004	81	612x6y37z	118	81116622L	90
210000305	113	245001485	87	263193024	83	266243008	81	612x6y42z	118	81117732L	90
213666L	91	245001965	87	265113004	84	266243012	81	612x6y47z	118	81146622L	90
212666L	91	245011485	87	265113006	84	266243024	81	61426x09z	119	81147732L	90
214666L	91	245011965	87	265113008	84	266243072	81	61426x12z	119	8116922L	90
218666L	91	245014965	87	265113012	84	266243144	81	61426x15z	119	8117932L	90
213677L	91	245021485	87	265113024	84	266293004	81	61426x18z	119	8146922L	90
212677L	91	245021965	87	265123004	84	266293008	81	61426x22z	119	8147932L	90
214677L	91	245024965	87	265123006	84	266293012	81				
218677L	91	246104482	88	265123008	84	266293024	81	62		620018402	122
213688L	91	248100242	88	265123012	84	266293072	81	622000000	121	623000000	121
214688L	91			265123024	84	266293144	81	623200002	122	623300002	122
218688L	91	25		265133004	84	267113004	79	623300002	122	624000002	122
213899L	91	251011240	87	265133006	84	267113006	79	624200002	122	624300002	122
212899L	91	251011480	87	265133008	84	267113008	79	624300002	122	624400002	122
214899L	91	251012240	87	265133012	84	267113012	79				
218899L	91	251012480	87	265133024	84	267113024	79				
21x80y104	113	252012021	97	265143004	84	267123004	79				
21x80y204	113	252021011	97	265143006	84	267123006	79				

## Headquarters

Premium-Line Systems GmbH  
Rosenheimer Straße 89  
83064 Raubling, Germany

Phone: +49 8035 9836 0  
Fax: +49 8035 9836 22

[sales@premiumline-cabling.com](mailto:sales@premiumline-cabling.com)

[www.premiumline-cabling.com](http://www.premiumline-cabling.com)



## Europe

Premium-Line KSI GmbH  
Richard-Strauss-Straße 39  
A-1230 Wien

Tel: +43 (1) 61096 0  
Fax: +43 (1) 61096 43

[ksi@ksi.at](mailto:ksi@ksi.at)

## Middle East

Representative Office  
Dubai Silicon Oasis, Office G-014,  
Techno Hub I Building, Dubai,  
UAE

Phone: +971 (4) 3263311  
Fax: +971 (4) 3263314

[sales@premiumline-cabling.com](mailto:sales@premiumline-cabling.com)

## Asia

Premium-Line Asia Ltd.  
12-9 Lane 130 Chung Shan East Rd.  
Section 2, Hsinwu Taoyuan City,  
Taiwan

Tel: +886 (3) 4771746  
Fax: +886 (3) 4779210

[sales@premiumline-cabling.com](mailto:sales@premiumline-cabling.com)