

This ultrasonic module is inline measurement for long-term. The converter and transducer are installed fixing on the pipe, with the advantages of small size, low cost and easy operation.









| Features |

- **High Accuracy**
Better than $\pm 1\%$
- **Wide Measuring Range**
Several types transducer for selection, pipe size from Dn15mm to Dn6000mm
- **High Reliability**
Adopt low voltage, multi-pulse technology to improve accuracy, useful life and reliability.
- **Strong Anti-interference**
Dual-balance signal differential receiver/driver circuit to avoid interference of converter, TV tower, high voltage line etc.
- **Powerful Recording Function**
Automatically record the following data:
 1. The totalizer data of the last 512 days/128 months/10 years
 2. The time and corresponding flow rate of the last 64 times of power on and off events
 3. The working status of the last 32 days
- **Far transmission distance, easy for networking**
RS485 support wireless network, connect GPRS module to accomplish wireless transmission .
- **Support Heat Measurement**
Connect the temperature transducer , can finish the heat/energy measurement

| Liquid Type |


This flowmeter can be virtually applied to a wide range of measurement. A variety of liquid applications can be accommodated: ultra-pure liquids, potable water, chemicals, raw sewage, reclaimed water, cooling water, river water, plant effluent. etc

| Measuring Diagram |

Flow Measurement	Heat Measurement	Features
<p>Clamp on</p> 		<ul style="list-style-type: none"> • No need to cut off water , no pressure loss • Easy for installation • Connect clamp on temperature transducer, can finish the heat/energy measurement
<p>Insertion</p> 		<ul style="list-style-type: none"> • No need to cut off water , no pressure loss • Stable and reliable for long term operation • Connect Pt100 temperature transducer, can finish the heat/energy measurement
<p>Pipe</p> 		<ul style="list-style-type: none"> • Need to cut off pipe • With high accuracy and stability • Connect Pt100 temperature transducer, can finish the heat/energy measurement

| Applications |

Water supply and drainage



Heating



Construction of Energy-saving



Metallurgy














Petrochemical







Power



| Optional Transducers |

Types	Picture	Specification	Model	Measurement Range	Temperature	Dimension
Clamp on		Small Size	S1	DN15~DN100	-30~90℃	45×25×32mm
		Medium Size	M2	DN50~DN700	-30~90℃	64×39×44mm
		Large Size	L1	DN300~DN6000	-30~90℃	97×54×53mm
High Temp Clamp on		Small Size	S1-HT	DN15~DN100	-30~160℃	45×25×32mm
		Medium Size	M2-HT	DN50~DN700	-30~160℃	64×39×44mm
		Large Size	L2-HT	DN300~DN6000	-30~160℃	97×54×53mm
Insertion		Standard	TC-1	DN80~DN6000	-30~160℃	190×80×55mm
		Lengthen	TC-2	DN80~DN6000	-30~160℃	335×80×55mm
Pipe		π type	G3	DN15~DN25	-30~160℃	Pls refer to detailed pipe dimensions
		Standard	G2	DN32/DN40	-30~160℃	
		Standard	G1	DN50~DN6000	-30~160℃	

| Optional Temperature Transducers |

Picture	Specification	Model	Meas. Range	Temperature	Cut of water	Accuracy
	Clamp on temperature Transducer Pt100	CT-1	≥DN50	-40~160℃	No	100℃ ±0.8℃
	Insertion temperature Transducer Pt100	TCT-1	≥DN50	-40~160℃	Yes	
	Insertion Pt100 Installation with pressure	PCT-1	≥DN50	-40~160℃	No	
	Insertion Pt100 Small size pipe diameter	SCT-1	<DN50	-40~160℃	Yes	

| Parts Descriptions |

Front View	Wiring Diagram	Back View
------------	----------------	-----------



- Dimensions: 92×90×34mm
- LCD Display: 60×19mm
- 4 keyboard operation

TX2	T2	SND	T1	TX1	AI5	AI4	AI3	OCT1	OCT1	RLY	RLY
-----	----	-----	----	-----	-----	-----	-----	------	------	-----	-----

24V-	24V+	485-	485+	AO-N	AO	UP+	UP-	GND	DN+	DN-	GND
------	------	------	------	------	----	-----	-----	-----	-----	-----	-----



- Installation Method:
Guide Rail(width is 35mm)

| Datasheet |

Items		Performance & Parameter
Convertor	Principle	Transit-time ultrasonic flowmeter
	Accuracy	±1%
	Operation	4 keyboards operation
	Signal Output	1 way 4~20mA output, electric resistance 0~1K, accuracy 0.1%
		1 way OCT pulse output (Pulse width 6~1000ms, default is 200ms)
		1 way Relay output
	Signal Input	3 way 4~20mA input, accuracy 0.1%, acquisition signal such as temperature, press and liquid level
Connect the temperature transducer Pt100, can finish the heat/energy measurement		
Data Interface	Insulate Rs485 serial interface, upgrade the flowmeter software by computer, support the MODBUS	
Special Cable	Twisted-pair cable, generally, the length under 50 meters; Select the RS485, transmission distance can over 1000m	
Pipe Installation Condition	Pipe Material	Steel, Stainless steel, Cast iron, Copper, Cement pipe, PVC, Aluminum, Glass steel product, liner is allowed
	Pipe Diameter	15~6000mm
	Straight Pipe	Transducer installation should be satisfied: upstream 10D, downstream 5D, 30D from the pump
Measuring Medium	Type of Liquid	Single liquid can transmit sound wave, such as Water (hot water, chilled water, city water, sea water, waste water, etc.); Sewage with small particle content; Oil (crude oil, lubricating oil, diesel oil, fuel oil, etc.); Chemicals (alcohol, etc.); Plant effluent; Beverage; Ultra-pure liquids, etc.
	Temperature	-30~160℃
	Turbidity	No more than 10000ppm and less bubble
	Flowrate	0~±7m/s
Working Environment	Temperature	Convertor: -20~60℃; Flow Transducer: -30~160℃
	Humidity	Convertor: 85%RH; Flow Transducer: can measure under water, water depth ≤2m (transducer sealed glue)
Power Supply	DC8~36V or AC100~230V	
Power consumption	1.5W	
Dimension	95*95*35MM(Convertor)	