

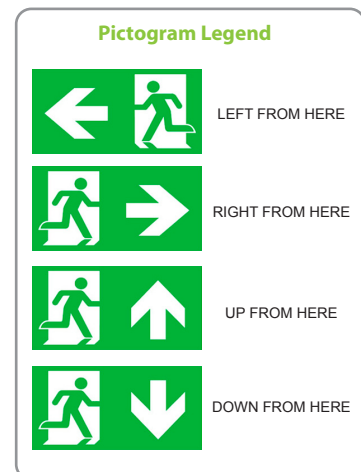
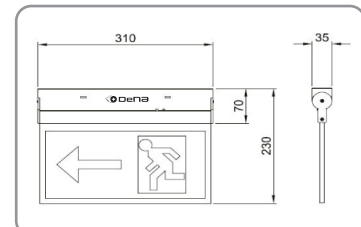
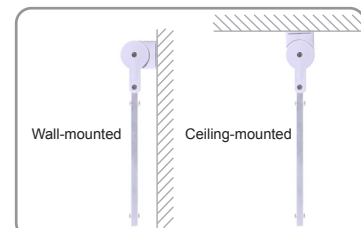
## B216 Pictogram Emergency Exit Sign

- Wall or ceiling mount installation
- Changable exit pictogram legend (left/right/up/down)
- Single sided and double sided available
- 24 metres viewing distance
- Test button for lamp and battery testing
- SMD LEDs lamp
- Rechargeable Ni-Cd batteries pack
- 3 hours emergency duration
- 24 hours recharging time
- Overload and short circuit protection
- Over charge and over discharge protection
- Polycarbonate frame & PVC pictogram legend
- IP20 enclosure rating
- Comply with EN60598-2-22, EIT 2004-54 and TIS 1955-2551 standards

### SPECIFICATION

Input	: 220 Vac, 50 / 60 Hz
Lamp	: 3 Watt SMD LEDs lamp
Luminous	: 25 lumens
Battery	: 3.6 Volt 900 mAh Rechargeable Ni-Cd batteries pack
Battery life time	: 3 years
Charging current	: 30 - 70mA
Discharging current	: 140 - 180mA
Duration	: 3 hours
Protection	: Over charge and discharge protection : AC fuse for preventing AC short circuit and overload : DC fuse for preventing charging short circuit and lamp
Test	: Manual push button and Remote Test
Indicator	: Operating status
Material	: Polycarbonate frame & PVC legend
Dimension (L x W x H)	: 310 x 35 x 230mm
Weight	: 1.7 kg.
Enclosure rating	: IP20
Mouting	: Wall or ceiling mounting
Accessory	: Remote control
Standard	: Comply with EN60598-2-22, EIT 2004-54 and TIS 1955-2551 standard
Warranty	: 2 Years warranty for LED lamp and battery 5 Years warranty for circuit board

## Emergency Exit Lighting



DENA ENGINEERING CO.,LTD.

185/1 Wongsawang Road, Wongsawang, Bangsue, Bangkok 10800 THAILAND

Tel. 02-587-7780, 02-910-9600 Fax. 02-587-1624 e-mail: dena@dena.co.th [www.dena.co.th](http://www.dena.co.th)