CCPI ELECTRIC

CIXI CHENGHE PIPE INDUSTRY CO.,LTD

Add: No.158 Zongyi Road,Zonghan Town, cixi city,
Zhejiang province, china 315301
Tel: +86 574 63221526
Fax: +86 574 63220396
Email:moneyduo@ccpielectric.com
www.ccpielectric.com

PRODUIT™ | A DIVISION OF CCPI
WWW.CCPIELECTRIC.COM

CONDUIT FITTING

EMT&RIGID FITTING
FLEX CONDUIT AND LT FITTING
CONDUIT BODY AND FS/FD BOX
HAZARDOUS LOCATION PRODUCT
SUPPORT PRODUCT

CCPI ELECTRIC
www.ccpielectric.com

30 YEARS ANNIVERSARY 1995-2025

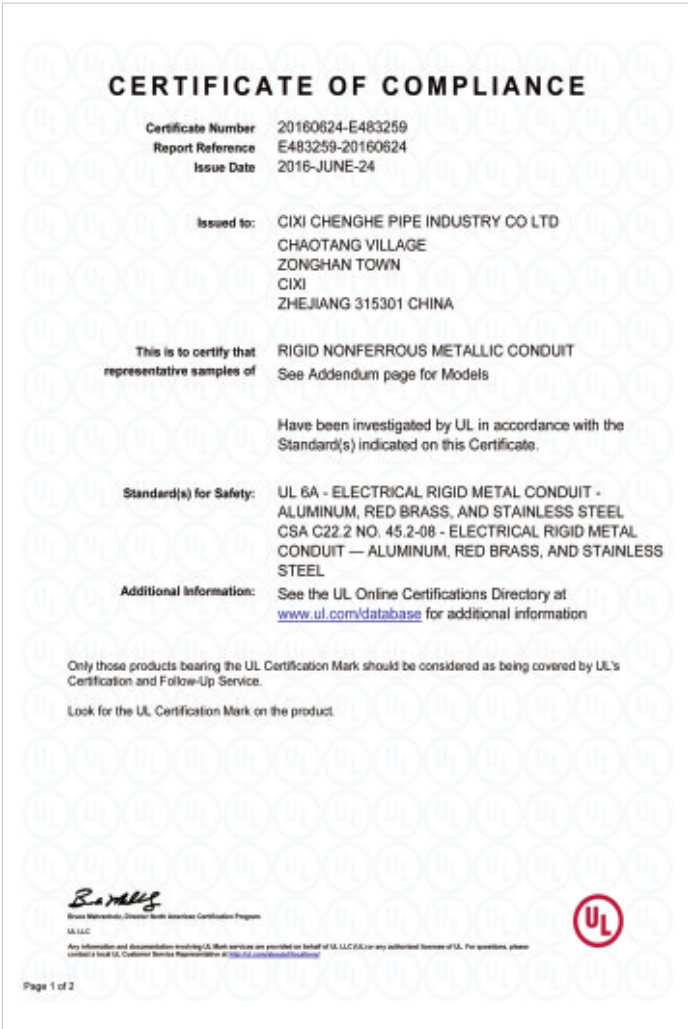

CERTIFICATE OF COMPLIANCE

Certificate Number 20160624-E483259
Report Reference E483259-20160624
Issue Date 2016-JUNE-24

Issued to: CIXI CHENGHE PIPE INDUSTRY CO LTD
CHAOTANG VILLAGE
ZONGHAN TOWN
CIXI
ZHEJIANG 315301 CHINA

This is to certify that representative samples of: RIGID NONFERROUS METALLIC CONDUIT
See Addendum page for Models

Have been investigated by UL in accordance with the Standard(s) indicated on this Certificate.

Standard(s) for Safety: UL 6A - ELECTRICAL RIGID METAL CONDUIT - ALUMINUM, RED BRASS, AND STAINLESS STEEL
CSA C22.2 NO. 45.2-08 - ELECTRICAL RIGID METAL CONDUIT — ALUMINUM, RED BRASS, AND STAINLESS STEEL

Additional Information: See the UL Online Certifications Directory at www.ul.com/database for additional information

Only those products bearing the UL Certification Mark should be considered as being covered by UL's Certification and Follow-Up Service.

Look for the UL Certification Mark on the product.

Page 1 of 2

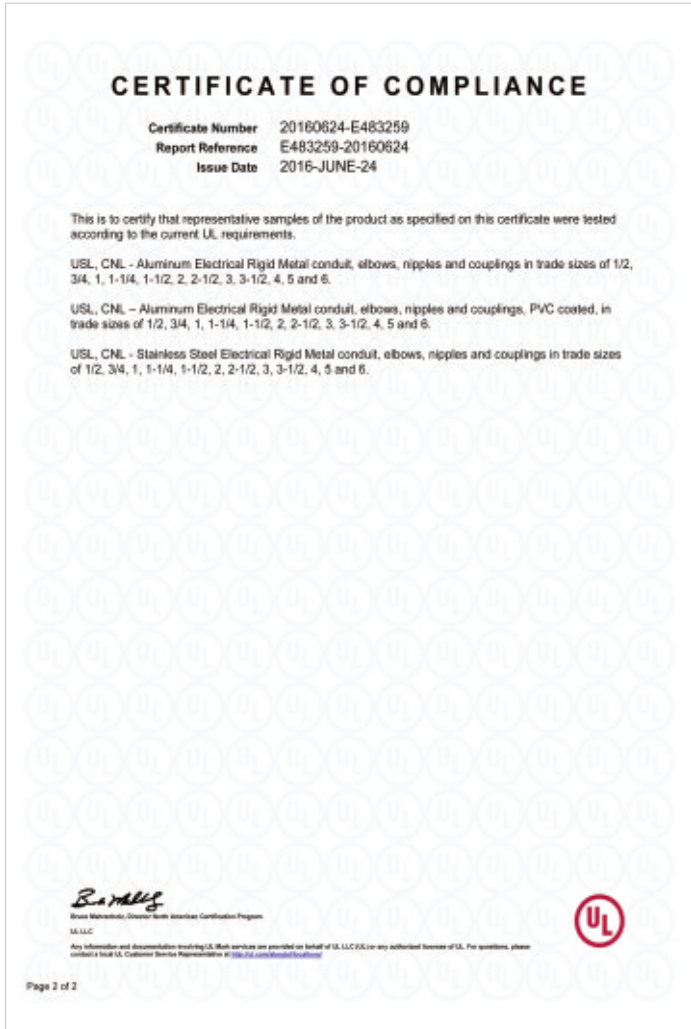

CERTIFICATE OF COMPLIANCE

Certificate Number 20160624-E483259
Report Reference E483259-20160624
Issue Date 2016-JUNE-24

This is to certify that representative samples of the product as specified on this certificate were tested according to the current UL requirements.

USL, CNL - Aluminum Electrical Rigid Metal conduit, elbows, nipples and couplings in trade sizes of 1/2, 3/4, 1, 1-1/4, 1-1/2, 2, 2-1/2, 3, 3-1/2, 4, 5 and 6.

USL, CNL – Aluminum Electrical Rigid Metal conduit, elbows, nipples and couplings, PVC coated, in trade sizes of 1/2, 3/4, 1, 1-1/4, 1-1/2, 2, 2-1/2, 3, 3-1/2, 4, 5 and 6.

USL, CNL - Stainless Steel Electrical Rigid Metal conduit, elbows, nipples and couplings in trade sizes of 1/2, 3/4, 1, 1-1/4, 1-1/2, 2, 2-1/2, 3, 3-1/2, 4, 5 and 6.

Page 2 of 2

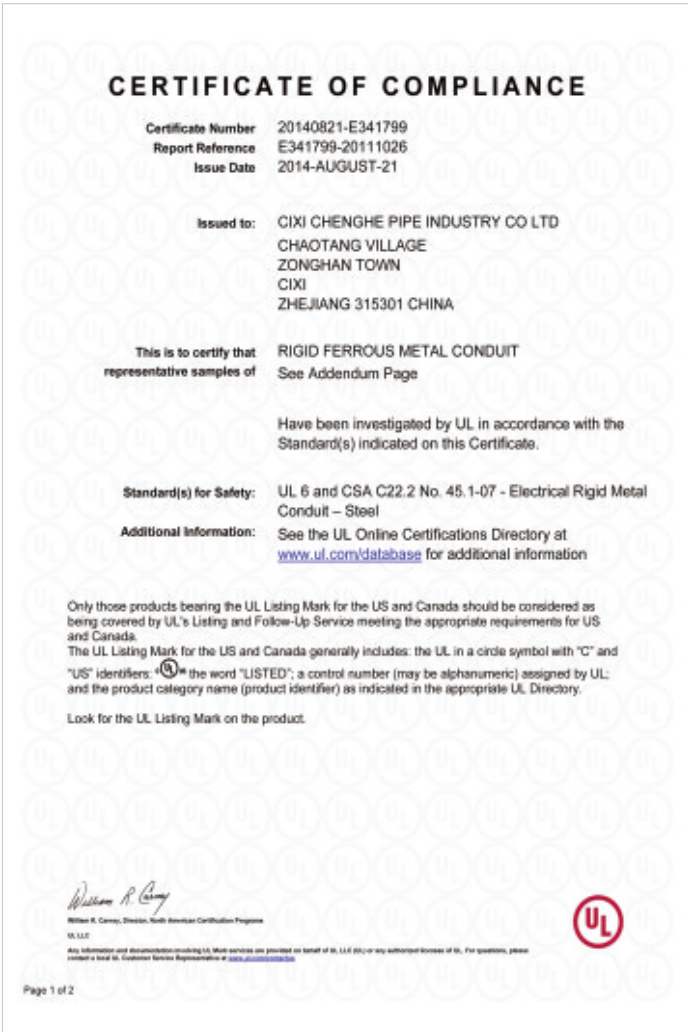

CERTIFICATE OF COMPLIANCE

Certificate Number 20140821-E341799
Report Reference E341799-20111026
Issue Date 2014-AUGUST-21

Issued to: CIXI CHENGHE PIPE INDUSTRY CO LTD
CHAOTANG VILLAGE
ZONGHAN TOWN
CIXI
ZHEJIANG 315301 CHINA

This is to certify that representative samples of: RIGID FERROUS METAL CONDUIT
See Addendum Page

Have been investigated by UL in accordance with the Standard(s) indicated on this Certificate.

Standard(s) for Safety: UL 6 and CSA C22.2 No. 45.1-07 - Electrical Rigid Metal Conduit – Steel

Additional Information: See the UL Online Certifications Directory at www.ul.com/database for additional information

Only those products bearing the UL Listing Mark for the US and Canada should be considered as being covered by UL's Listing and Follow-Up Service meeting the appropriate requirements for US and Canada.
The UL Listing Mark for the US and Canada generally includes: the UL in a circle symbol with "C" and "US" identifiers; the word "LISTED"; a control number (may be alphanumeric) assigned by UL; and the product category name (product identifier) as indicated in the appropriate UL Directory.

Look for the UL Listing Mark on the product.

Page 1 of 2

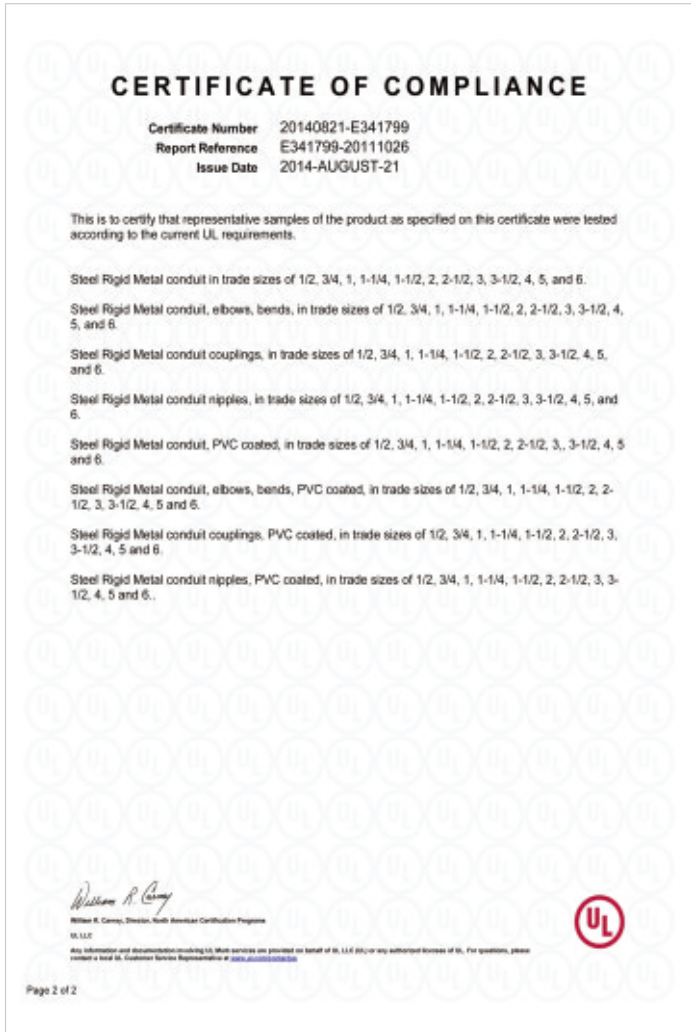

CERTIFICATE OF COMPLIANCE

Certificate Number 20140821-E341799
Report Reference E341799-20111026
Issue Date 2014-AUGUST-21

This is to certify that representative samples of the product as specified on this certificate were tested according to the current UL requirements.

Steel Rigid Metal conduit in trade sizes of 1/2, 3/4, 1, 1-1/4, 1-1/2, 2, 2-1/2, 3, 3-1/2, 4, 5 and 6.

Steel Rigid Metal conduit, elbows, bends, in trade sizes of 1/2, 3/4, 1, 1-1/4, 1-1/2, 2, 2-1/2, 3, 3-1/2, 4, 5, and 6.

Steel Rigid Metal conduit couplings, in trade sizes of 1/2, 3/4, 1, 1-1/4, 1-1/2, 2, 2-1/2, 3, 3-1/2, 4, 5, and 6.

Steel Rigid Metal conduit nipples, in trade sizes of 1/2, 3/4, 1, 1-1/4, 1-1/2, 2, 2-1/2, 3, 3-1/2, 4, 5, and 6.

Steel Rigid Metal conduit, PVC coated, in trade sizes of 1/2, 3/4, 1, 1-1/4, 1-1/2, 2, 2-1/2, 3,, 3-1/2, 4, 5 and 6.

Steel Rigid Metal conduit, elbows, bends, PVC coated, in trade sizes of 1/2, 3/4, 1, 1-1/4, 1-1/2, 2, 2-1/2, 3, 3-1/2, 4, 5 and 6.

Steel Rigid Metal conduit couplings, PVC coated, in trade sizes of 1/2, 3/4, 1, 1-1/4, 1-1/2, 2, 2-1/2, 3, 3-1/2, 4, 5 and 6.

Steel Rigid Metal conduit nipples, PVC coated, in trade sizes of 1/2, 3/4, 1, 1-1/4, 1-1/2, 2, 2-1/2, 3, 3-1/2, 4, 5 and 6..

Page 2 of 2

CERTIFICATE OF COMPLIANCE

Certificate Number 20180901-E501987
Report Reference E501987-20180901
Issue Date 2018-SEP-01

Issued to: CIXI CHENGHE PIPE INDUSTRY CO LTD
Cixi, Zhejiang 315301 China

This is to certify that representative samples of: METALLIC OUTLET BOXES
Device Boxes, Cat. Nos. FS1, FS2, FS3, FD1, FD2, FD3, FSC1, FSC2, FSC3, FDC1, FDC2, FDC3, maybe followed by P.
Device Boxes, Cat. Nos. FDC2SS, FD2SS, FDA2SS, FDS2SS, FDX2SS.
Device Box Covers, Cat. Nos. FBCM1, SWCM1, RCM1, FBCS1, SWCS1, RCS1, maybe followed by P.
Device Box Covers, Cat. Nos. FBCM2SS, FBCS2SS, SWCS2SS, RCS2SS.

Have been investigated by UL in accordance with the Standard(s) indicated on this Certificate.

Standard(s) for Safety: UL 514A, Metallic Outlet Boxes,
CAN/CSA C22.2 No. 18.1-13, Metallic Outlet Boxes.

Additional Information: See the UL Online Certifications Directory at www.ul.com/database for additional information

Only those products bearing the UL Certification Mark should be considered as being covered by UL's Certification and Follow-Up Service.

Look for the UL Certification Mark on the product.

Page 1 of 1

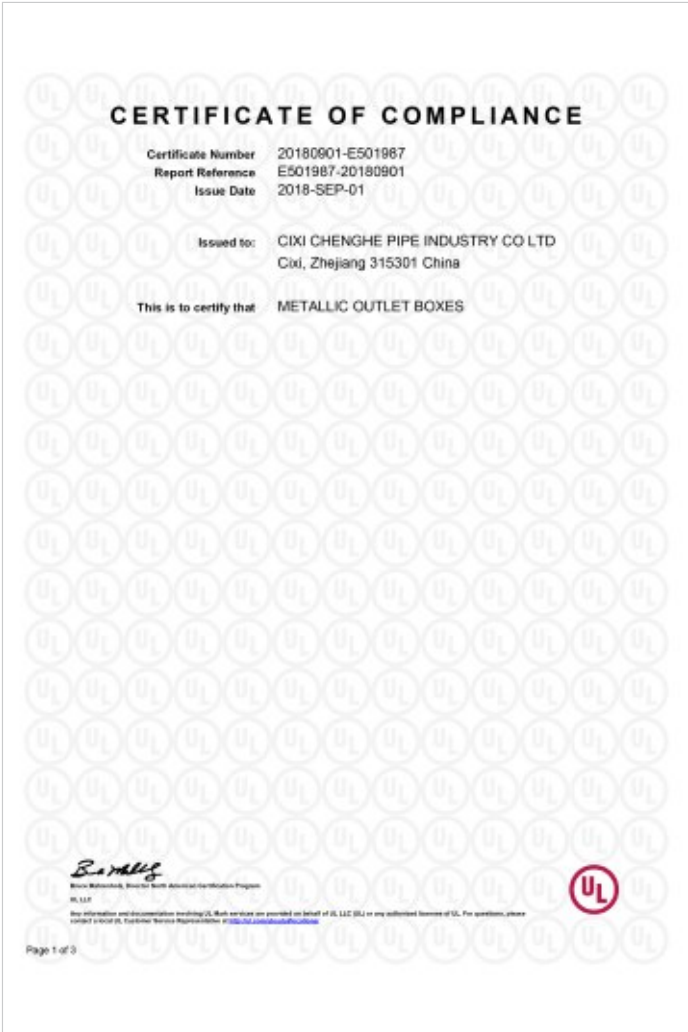

CERTIFICATE OF COMPLIANCE

Certificate Number 20180901-E501987
Report Reference E501987-20180901
Issue Date 2018-SEP-01

Issued to: CIXI CHENGHE PIPE INDUSTRY CO LTD
Cixi, Zhejiang 315301 China

This is to certify that: METALLIC OUTLET BOXES

Page 1 of 3

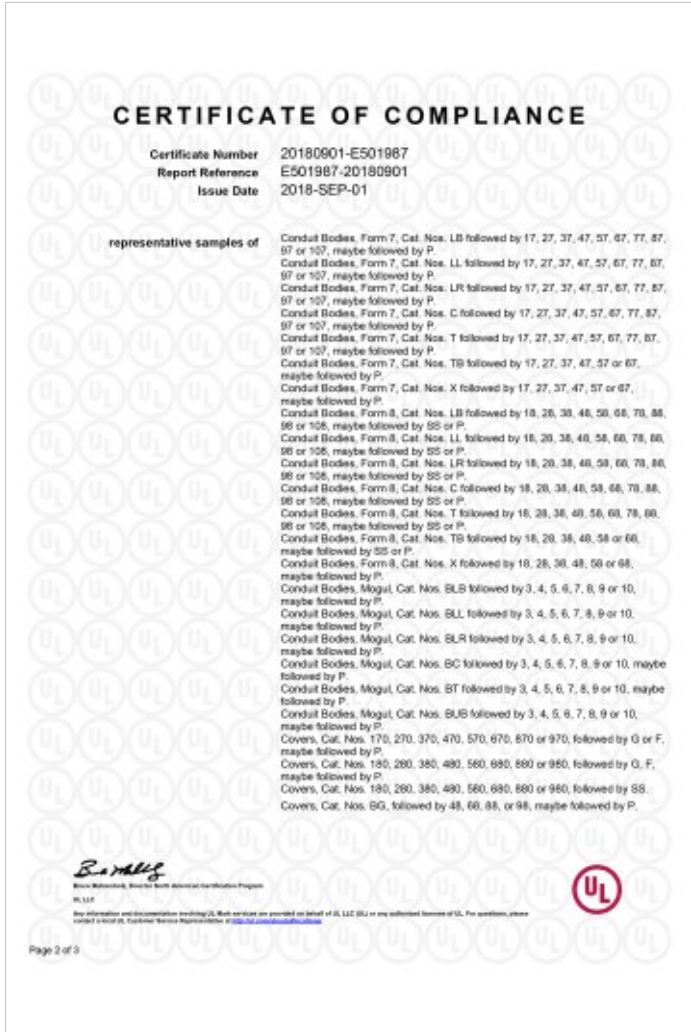

CERTIFICATE OF COMPLIANCE

Certificate Number 20180901-E501987
Report Reference E501987-20180901
Issue Date 2018-SEP-01

representative samples of:
Conduit Bodies, Form 7, Cat. Nos. LB followed by 17, 27, 37, 47, 57, 67, 77, 87, 97 or 107, maybe followed by P.
Conduit Bodies, Form 7, Cat. Nos. LL followed by 17, 27, 37, 47, 57, 67, 77, 87, 97 or 107, maybe followed by P.
Conduit Bodies, Form 7, Cat. Nos. LR followed by 17, 27, 37, 47, 57, 67, 77, 87, 97 or 107, maybe followed by P.
Conduit Bodies, Form 7, Cat. Nos. C followed by 17, 27, 37, 47, 57, 67, 77, 87, 97 or 107, maybe followed by P.
Conduit Bodies, Form 7, Cat. Nos. T followed by 17, 27, 37, 47, 57, 67, 77, 87, 97 or 107, maybe followed by P.
Conduit Bodies, Form 7, Cat. Nos. TB followed by 17, 27, 37, 47, 57 or 67, maybe followed by P.
Conduit Bodies, Form 7, Cat. Nos. X followed by 17, 27, 37, 47, 57 or 67, maybe followed by P.
Conduit Bodies, Form 8, Cat. Nos. LB followed by 18, 28, 38, 48, 58, 68, 78, 88, 98 or 108, maybe followed by SS or P.
Conduit Bodies, Form 8, Cat. Nos. LL followed by 18, 28, 38, 48, 58, 68, 78, 88, 98 or 108, maybe followed by SS or P.
Conduit Bodies, Form 8, Cat. Nos. LR followed by 18, 28, 38, 48, 58, 68, 78, 88, 98 or 108, maybe followed by SS or P.
Conduit Bodies, Form 8, Cat. Nos. C followed by 18, 28, 38, 48, 58, 68, 78, 88, 98 or 108, maybe followed by SS or P.
Conduit Bodies, Form 8, Cat. Nos. T followed by 18, 28, 38, 48, 58, 68, 78, 88, 98 or 108, maybe followed by SS or P.
Conduit Bodies, Form 8, Cat. Nos. TB followed by 18, 28, 38, 48, 58 or 68, maybe followed by SS or P.
Conduit Bodies, Form 8, Cat. Nos. X followed by 18, 28, 38, 48, 58 or 68, maybe followed by P.
Conduit Bodies, Mogul, Cat. Nos. BLB followed by 3, 4, 5, 6, 7, 8, 9 or 10, maybe followed by P.
Conduit Bodies, Mogul, Cat. Nos. BLL followed by 3, 4, 5, 6, 7, 8, 9 or 10, maybe followed by P.
Conduit Bodies, Mogul, Cat. Nos. BLR followed by 3, 4, 5, 6, 7, 8, 9 or 10, maybe followed by P.
Conduit Bodies, Mogul, Cat. Nos. BC followed by 3, 4, 5, 6, 7, 8, 9 or 10, maybe followed by P.
Conduit Bodies, Mogul, Cat. Nos. BT followed by 3, 4, 5, 6, 7, 8, 9 or 10, maybe followed by P.
Conduit Bodies, Mogul, Cat. Nos. BUB followed by 3, 4, 5, 6, 7, 8, 9 or 10, maybe followed by P.
Covers, Cat. Nos. 170, 270, 370, 470, 570, 670, 870 or 970, followed by G or F, maybe followed by P.
Covers, Cat. Nos. 180, 280, 380, 480, 580, 680, 880 or 980, followed by G, F, maybe followed by P.
Covers, Cat. Nos. 180, 280, 380, 480, 580, 680, 880 or 980, followed by SS.
Covers, Cat. Nos. BG, followed by 48, 68, 88, or 98, maybe followed by P.

Page 2 of 3

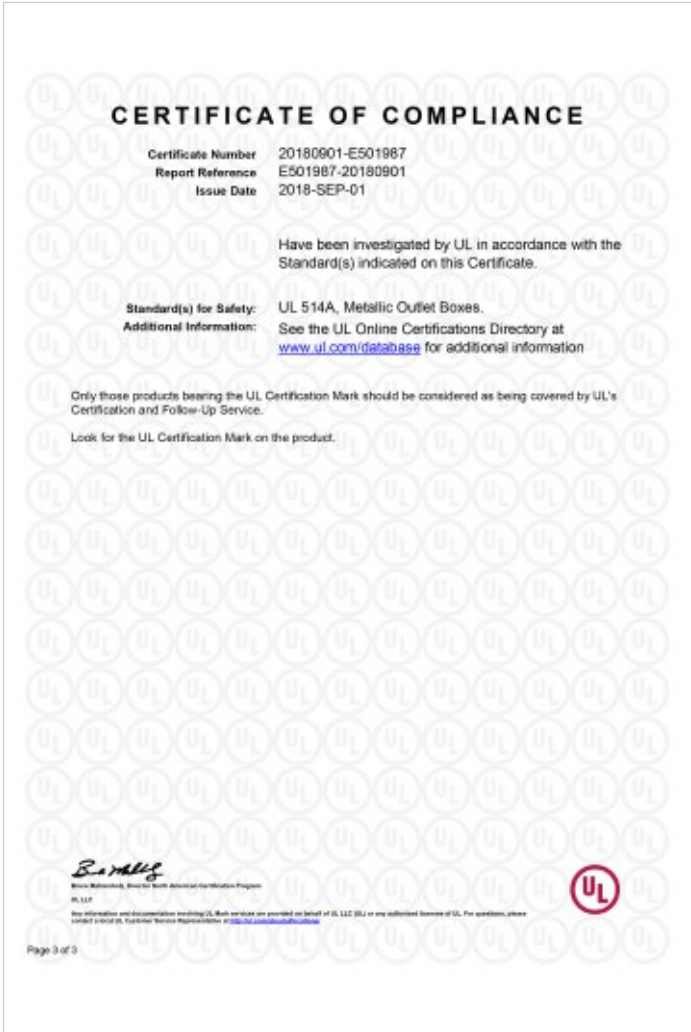

CERTIFICATE OF COMPLIANCE

Certificate Number 20180901-E501987
Report Reference E501987-20180901
Issue Date 2018-SEP-01

Have been investigated by UL in accordance with the Standard(s) indicated on this Certificate.

Standard(s) for Safety: UL 514A, Metallic Outlet Boxes.

Additional Information: See the UL Online Certifications Directory at www.ul.com/database for additional information

Only those products bearing the UL Certification Mark should be considered as being covered by UL's Certification and Follow-Up Service.

Look for the UL Certification Mark on the product.

Page 3 of 3

PRODUIT™ | A DIVISION OF CCPI
WWW.CCPIELECTRIC.COM

EMT&
RIGID FITTING

c UL us LISTED E509375

c UL us LISTED E529734

EMT Set Screw Connector
Material:Die Cast Zinc

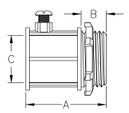

CAT#	TRADE SIZE	DIMENSION(IN)		
		A	B	C
SC15Z	1/2"	1.081	0.325	0.719
SC20Z	3/4"	1.268	0.422	0.934
SC25Z	1"	1 379	0.433	1.190
SC32Z	1 1/4"	1.852	0.531	1.533
SC40Z	1 1/2"	2.006	0.582	1 793
SC50Z	2"	2.351	0.661	2.216
SC65Z	2 1/2"	2.909	0.865	2.904
SC80Z	3"	3.322	0.965	3.541
SC100Z	4"	3.763	1.104	4.527

EMT Set Screw Connector
Material:Steel
Finish:Zinc Plated

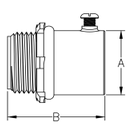

CAT#	TRADE SIZE	DIMENSION(IN)		
		A	B	C
SC15S	1/2"	0.880	1.500	--
SC20S	3/4"	1.130	1.560	--
SC25S	1"	1.380	1.810	--
SC32S	1 1/4"	1.750	2.250	--
SC40S	1 1/2"	2.000	2.310	--
SC50S	2"	2.438	2.375	--
SC65S	2 1/2"	3.125	3.190	--
SC80S	3"	3.750	3.810	--
SC90S	3 1/2"	4.250	4.310	--
SC100S	4"	4.750	4.880	--

EMT Set Screw Coupling
Material:Die Cast Zinc

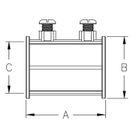

CAT#	TRADE SIZE	DIMENSION(IN)		
		A	B	C
SK15Z	1/2"	1.496	0.865	0.722
SK20Z	3/4"	1.698	1.109	0.962
SK25Z	1"	2.049	1.388	1.184
SK32Z	1 1/4"	2.409	1.771	1.540
SK40Z	1 1/2"	2.883	2.030	1.783
SK50Z	2"	3.353	2.517	2.213
SK65Z	2 1/2"	3.925	3.233	2.890
SK80Z	3"	4 516	3.851	3.520
SK100Z	4"	5.190	4.911	4.566

EMT Set Screw Coupling
Material:Steel
Finish:Zinc Plated

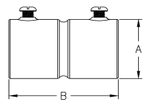

CAT#	TRADE SIZE	DIMENSION(IN)		
		A	B	C
SK15S	1/2"	0.875	1.625	--
SK20S	3/4"	1.130	1.875	--
SK25S	1"	1.190	2.313	--
SK32S	1 1/4"	1.750	2.750	--
SK40S	1 1/2"	2.000	3.000	--
SK50S	2"	2.440	3.250	--
SK65S	2 1/2"	3.130	4.000	--
SK80S	3"	3.750	4.250	--
SK90S	3 1/2"	4.250	4.500	--
SK100S	4"	4.750	4.750	--

EMT Compression Connector
Material:Die Cast Zinc

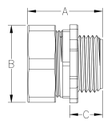

CAT#	TRADE SIZE	DIMENSION(IN)		
		A	B	C
CC15Z	1/2"	1.327	0.935	0.371
CC20Z	3/4"	1.344	1.248	0.373
CC25Z	1"	1.426	1.484	0.569
CC32Z	1 1/4"	1.830	1.921	0.598
CC40Z	1 1/2"	1.894	2.164	0.633
CC50Z	2"	2.028	2.671	0.746
CC65Z	2 1/2"	2.625	3.250	1.000
CC80Z	3"	2.688	3.938	1.063
CC90Z	3 1/2"	2.813	4.500	1.063
CC100Z	4"	2.813	5.000	1.063

EMT Compression Connector
Material:Steel
Finish:Zinc Plated

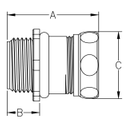

CAT#	TRADE SIZE	DIMENSION(IN)		
		A	B	C
CC15S	1/2"	0.625	0.500	1.125
CC20S	3/4"	0.688	0.500	1.375
CC25S	1"	0.688	0.563	1.688
CC32S	1 1/4"	0.938	0.688	2.063
CC40S	1 1/2"	1.063	0.688	2.250
CC50S	2"	1.125	0.750	2.750
CC65S	2 1/2"	1.688	0.813	3.625
CC80S	3"	1.688	0.938	4.250
CC90S	3 1/2"	1.813	1.000	4.688
CC100S	4"	1.813	1.000	5.188

EMT Compression Coupling
Material:Die Cast Zinc

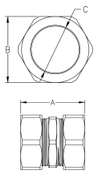

CAT#	TRADE SIZE	DIMENSION(IN) A	B	C
CK15Z	1/2"	1.480	0.976	0.704
CK20Z	3/4"	1.421	1.231	0.919
CK25Z	1"	1.620	1.494	1.143
CK32Z	1 1/4"	1.999	1.908	1.487
CK40Z	1 1/2"	2.141	2.178	1.822
CK50Z	2"	2.277	2.675	2 131
CK65Z	2 1/2"	3.250	3.250	2.875
CK80Z	3"	3.375	3.938	3.500
CK90Z	3 1/2"	3.500	4.500	4.000
CK100Z	4"	3.625	5.000	4.500

EMT Compression Coupling
Material:Steel
Finish:Zinc Plated

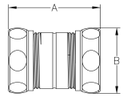

CAT#	TRADE SIZE	DIMENSION(IN) A	B	C
CK15S	1/2"	1.625	1.125	--
CK20S	3/4"	1.750	1.375	--
CK25S	1"	1.875	1.688	--
CK32S	1 1/4"	2.250	2.063	--
CK40S	1 1/2"	2.250	2.250	--
CK50S	2"	2.375	2.750	--
CK65S	2 1/2"	3.875	3.625	--
CK80S	3"	4.000	4.250	--
CK90S	3 1/2"	4.063	4.688	--
CK100S	4"	4.938	5.188	--

EMT Raintight Compression Connector
Material:Steel
Finish:Zinc Plated

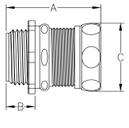

CAT#	TRADE SIZE	DIMENSION(IN) A	B	C
CCR15S	1/2"	0.625	0.500	1.125
CCR20S	3/4"	0.688	0.500	1.375
CCR25S	1"	0.688	0.563	1.688
CCR32S	1 1/4"	0.938	0.688	2.063
CCR40S	1 1/2"	1.063	0.688	2.250
CCR50S	2"	1.125	0.750	2.750
CCR65S	2 1/2"	1.688	0.813	3.625
CCR80S	3"	1.688	0.938	4.250
CCR90S	3 1/2"	1.813	1.000	4.688
CCR100S	4"	1.813	1.000	5.188

EMT Raintight Compression Coupling
Material:Steel
Finish:Zinc Plated

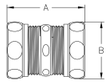

CAT#	TRADE SIZE	DIMENSION(IN) A	B	C
CKR15S	1/2"	1.625	1.125	--
CKR20S	3/4"	1.750	1.375	--
CKR25S	1"	1.875	1.688	--
CKR32S	1 1/4"	2.250	2.063	--
CKR40S	1 1/2"	2.250	2.250	--
CKR50S	2"	2.375	2.750	--
CKR65S	2 1/2"	3.875	3.625	--
CKR80S	3"	4.000	4.250	--
CKR90S	3 1/2"	4.063	4.688	--
CKR100S	4"	4.938	5.188	--

Steel Combination Coupling
Rigid/IMC to EMT
Material:Steel
Finish:Zinc Plated

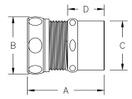

CAT#	TRADE SIZE	DIMENSION(IN) A	B	C	D
ZCR15	1/2"	1.313	0.875	0.875	0.688
ZCR20	3/4"	1.438	1.125	1.125	0.750
ZCR25	1"	1.688	1.375	1.375	0.813

Chase Nipple
Material:Malleable Iron
Finish:Zinc Plated

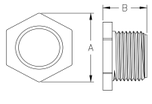

CAT#	TRADE SIZE	DIMENSION(IN) A	B	C
RBN15M	1/2"	1.125	0.688	--
RBN20M	3/4"	1.438	0.813	--
RBN25M	1"	1.750	0.875	--
RBN32M	1 1/4"	2.063	1.188	--
RBN40M	1 1/2"	2.313	1.188	--
RBN50M	2"	2.875	1.313	--
RBN65M	2 1/2"	3.563	1.500	--
RBN80M	3"	4.375	1.625	--
RBN90M	3 1/2"	4.750	1.688	--
RBN100M	4"	4.875	1.813	--
RBN125M	5"	6.000	2.188	--
RBN150M	6"	7.000	2.375	--

RIGID Compression Connector
Material:Steel
Finish:Zinc Plated

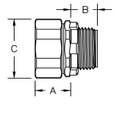

CAT#	Rain-tight	TRADE SIZE	DIMENSION(IN) A	B	C
RCC15	RCC15#	1/2"	0.806	0.572	1.172
RCC20	RCC20#	3/4"	0.898	0.602	1.430
RCC25	RCC25#	1"	1.016	0.737	1.768
RCC32	RCC32#	1 1/4"	1.261	0.725	2.152
RCC40	RCC40#	1 1/2"	1.326	0.793	2.374
RCC50	RCC50#	2"	1.304	0.832	2.894

RIGID Compression Connector

Material:SteelFinish: Zinc Plated

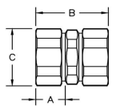

CAT#	Rain-tight	TRADE SIZE	DIMENSION(IN) A	B	C
RCK15	RCK15#	1/2"	0.718	1.660	1.172
RCK20	RCK20#	3/4"	0.783	1.980	1.430
RCK25	RCK25#	1"	0.898	2.095	1.768
RCK32	RCK32#	1 1/4"	0.962	2.359	2.152
RCK40	RCK40#	1 1/2"	1.055	2.473	2.374
RCK50	RCK50#	2"	1.008	2.459	2.894

RIGID Compression Coupling

Material:Malleable Iron
Finish:Zinc Plated+Alum Painting

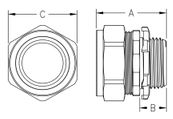

CAT#	TRADE SIZE	DIMENSION(IN) A	B	C
RCC15M	1/2"	1.500	0.500	1.500
RCC20M	3/4"	1.500	0.500	1.625
RCC25M	1"	1.690	0.560	2.063
RCC32M	1 1/4"	2.000	0.690	2.375
RCC40M	1 1/2"	2.060	0.690	2.625
RCC50M	2"	2.250	0.880	3.313
RCC65M	2 1/2"	2.940	1.250	3.750
RCC80M	3"	3.130	1.380	4.250
RCC90M	3 1/2"	3.130	1.380	4.750
RCC100M	4"	3.130	1.500	5.313

RIGID Compression Connector

Material:Malleable Iron
Finish:Zinc Plated+Alum Painting

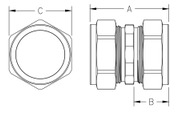

CAT#	TRADE SIZE	DIMENSION(IN) A	B	C
RCK15M	1/2"	1.813	0.500	1.530
RCK20M	3/4"	1.875	0.500	1.625
RCK25M	1"	2.188	0.563	2.063
RCK32M	1 1/4"	2.625	0.750	2.375
RCK40M	1 1/2"	2.688	0.880	2.625
RCK50M	2"	3.063	0.938	3.313
RCK65M	2 1/2"	4.500	2.000	3.750
RCK80M	3"	4.938	2.250	4.250
RCK90M	3 1/2"	5.000	2.250	4.750
RCK100M	4"	5.313	2.438	5.313

Three Piece Coupling(3PC)

Material:Malleable Iron
Finish:HDG+Zinc Plated

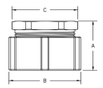

CAT#	TRADE SIZE	DIMENSION(IN) A	B	C
3PC15	1/2"	1 313	1.380	1 339
3PC20	3/4"	1.563	1.560	1.634
3PC25	1"	1.625	1.880	1.988
3PC32	1 1/4"	2.125	2.380	2.432
3PC40	1 1/2"	2.375	2.810	2.770
3PC50	2"	2.625	3 310	3.291
3PC65	2 1/2"	3 125	4.060	3.908
3PC80	3"	3 188	4.690	4.645
3PC90	3 1/2"	3.563	5.060	5.168
3PC100	4"	4.000	5.750	5.729
3PC125	5"	4.000	7.250	7.094
3PC150	6"	4.380	8.310	8.301

Conduit Bushing

Material:Malleable Iron
Finish:HDG+Zinc Plated

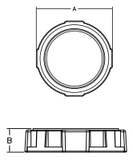

CAT#	TRADE SIZE	DIMENSION(IN) A	B	C
RBU15M	1/2"	1.071	0.448	--
RBU20M	3/4"	1.282	0.507	--
RBU25M	1"	1.576	0.625	--
RBU32M	1 1/4"	2.022	0.679	--
RBU40M	1 1/2"	2.303	0.742	--
RBU50M	2"	2.887	0.773	--
RBU65M	2 1/2"	3.374	0.910	--
RBU80M	3"	3.971	1.011	--
RBU90M	3 1/2"	4.378	1.033	--
RBU100M	4"	5.018	1.072	--
RBU125M	5"	5.906	1.201	--
RBU150M	6"	7.330	1.353	--

Ground Bushing

Material:Malleable Iron
Finish:HDG+Zinc Plated
Lug:Aluminum

Copper lug available

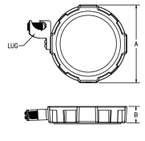

CAT#	TRADE SIZE	DIMENSION(IN) A	B	LUG SIZE
RGB15M	1/2"	1.071	0.448	4--14
RGB20M	3/4"	1.282	0.507	4--14
RGB25M	1"	1.576	0.625	4--14
RGB32M	1 1/4"	2.022	0.679	4--14
RGB40M	1 1/2"	2.303	0.742	4--14
RGB50M	2"	2.887	0.773	4--14
RGB65M	2 1/2"	3.374	0.910	1/0- 8
RGB80M	3"	3.971	1.011	1/0- 8
RGB90M	3 1/2"	4.378	1.033	1/0- 8
RGB100M	4"	5.018	1.072	1/0- 8
RGB125M	5"	5.906	1.201	3/0- 6
RGB150M	6"	7.330	1.353	3/0- 6

Locknuts
Material:Steel
Finish:Zinc Plated
HDG Available , Alum Available

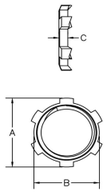

CAT#	TRADE SIZE	DIMENSION(IN)		
		A	B	C
RLN15	1/2"	1.142	1.011	0.134
RLN20	3/4"	1.389	1.258	0.134
RLN25	1"	1.724	1.569	0.134
RLN32	1 1/4"	2.082	1.921	0.177
RLN40	1 1/2"	2.392	2.203	0.177
RLN50	2"	2.901	2.711	0.177
RLN65	2 1/2"	3.445	3.253	0.177
RLN80	3"	4.133	3.947	0.177
RLN90	3 1/2"	4.763	4.266	0.177
RLN100	4"	5.258	5.011	0.177
RLN125	5"	6.537	6.302	0.233
RLN150	6"	7.922	7.383	0.384

Squeeze Connector-Straight
Material:Malleable Iron
Finish:Zinc Plated

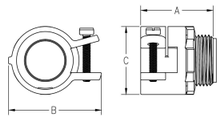

Cat#	TRADE SIZE	A	B	C
SQI0010	3/8"	1.095	1.394	0.973
SQI0015	1/2"	1.504	1.713	1.205
SQI0020	3/4"	1.583	1.969	1.402
SQI0025	1"	1.800	2.315	1.709
SQI0032	1 1/4"	1.894	2.583	1.984
SQI0040	1 1/2"	2.500	2.923	2.268
SQI0050	2"	2.756	3.388	2.803
SQI0065	2 1/2"	3.071	4.094	3.386
SQI0080	3"	3.268	4.823	3.886
SQI0090	3 1/2"	5.059	6.457	4.437
SQI00100	4"	5.729	7.165	4.977

Squeeze Connector-90°
Material:Malleable Iron
Finish:Zinc Plated

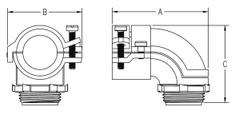

Cat#	TRADE SIZE	A	B	C
SQI9010	3/8"	1.898	1.358	1.740
SQI9015	1/2"	2.144	1.772	2.079
SQI9020	3/4"	2.421	1.929	2.402
SQI9025	1"	2.835	2.279	2.829
SQI9032	1 1/4"	4.185	2.795	3.246
SQI9040	1 1/2"	4.933	2.986	3.831
SQI9050	2"	7.024	3.740	4.377
SQI9065	2 1/2"	7.520	4.016	5.394
SQI9080	3"	8.858	4.488	6.102
SQI9090	3 1/2"	10.827	5.630	7.941
SQI90100	4"	12.303	7.126	8.839

Reducing
Material:Steel
Finish:Zinc Plated

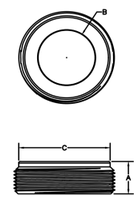

CAT#	TRADE SIZE	DIMENSION(IN)		
		A	B	C
RB1	3/4"x1/2"	0.559	0.610	0.870
RB2	1"x1/2"	0.630	0.610	1.110
RB3	1"x3/4"	0.630	0.810	1.110
RB4	1 1/4"x1/2"	0.701	0.610	1.429
RB5	1 1/4"x3/4"	0.701	0.810	1 429
RB6	1 1/4"x1"	0.701	1.035	1.429
RB7	1 1/2"x1/2"	0.701	0.610	1.681
RB8	1 1/2"x3/4"	0.701	0.810	1.681
RB9	1 1/2"x1"	0.701	1.035	1.681
RB10	1 1/2"x1 1/4"	0.701	1.355	1.681
RB110	2"x1/2"	0.858	0.610	2.098
RB111	2"x3/4"	0.858	0.810	2.098
RB11	2"x1"	0.858	1.035	2.098
RB12	2"x1 1/4"	0.858	1.355	2.098
RB13	2"x1 1/2"	0.858	1.600	2.098
RB14	2 1/2"x1"	1.016	1.035	2.504
RB15	2 1/2"x1 1/4"	1.016	1.355	2.504
RB16	2 1/2"x1 1/2"	1.016	1.600	2.504
RB17	2 1/2"x2"	1.016	2.050	2.504
RB18	3"x1"	1.173	1.035	3 130
RB19	3"x1 1/4"	1 173	1.355	3.130
RB20	3"x1 1/2"	1 173	1.600	3 130
RB21	3"x2"	1.173	2.050	3.130
RB22	3"x2 1/2"	1 173	2.450	3.130
RB23	3 1/2"x2"	1 .331	2.050	3.630
RB24	3 1/2"x2 1/2"	1.331	2.450	3.630
RB25	3 1/2"x3"	1 331	3.000	3.630
RB26	4"x2"	1.488	2.050	4.130
RB27	4"x2 1/2"	1.488	2.450	4.130
RB28	4"x3"	1.488	3.000	4.130
RB29	4"x3 1/2"	1.488	3.500	4.130
RB30	5"x4"	1.646	4.000	5.189
RB31	6"x5"	1.803	5.000	6.250

Bushing
Material:Die Cast Zinc

CAT#	TRADE SIZE
RBU15Z	1/2"
RBU20Z	3/4"
RBU25Z	1"
RBU32Z	1 1/4"
RBU40Z	1 1/2"
RBU50Z	2"
RBU65Z	2 1/2"
RBU80Z	3"
RBU90Z	3 1/2"
RBU100Z	4"

Bushing
Material:Plastic

CAT#	TRADE SIZE
RBU15	1/2"
RBU20	3/4"
RBU25	1"
RBU32	1 1/4"
RBU40	1 1/2"
RBU50	2"
RBU65	2 1/2"
RBU80	3"
RBU90	3 1/2"
RBU100	4"

Watertight Hub

Material:Die Cast Zinc.
NEC/CEC:
Class I, Division 2
Class II, Division 1 & 2
Class III, Division 1 & 2

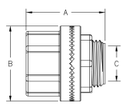

CAT#	TRADE SIZE	DIMENSION(IN) A	B	C
ST15	1/2"	1.348	1.419	0.591
ST20	3/4"	1.327	1.673	0.783
ST25	1"	1 579	1.945	0.996
ST32	1 1/4"	1.612	2.402	1 311
ST40	1 1/2"	1.695	2.717	1.530
ST50	2"	1.746	3.228	1.964
ST65	2 1/2"	2.190	3.668	2.346
ST80	3"	2.211	4.295	2.915
ST90	3 1/2"	2.314	4.673	3.371
ST100	4"	2.351	5.405	3.821

Watertight Ground Hub

Material:Die Cast Zinc.
NEC/CEC:
Class I, Division 2
Class II, Division 1 & 2
Class III, Division 1 & 2

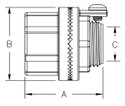

CAT#	TRADE SIZE	DIMENSION(IN) A	B	C
STG15	1/2"	1.348	1.419	0.591
STG20	3/4"	1.327	1.673	0.783
STG25	1"	1.579	1.945	0.996
STG32	1 1/4"	1.612	2.402	1.311
STG40	1 1/2"	1.695	2.717	1.530
STG50	2"	1.746	3.228	1.964
STG65	2 1/2"	2.190	3.668	2.346
STG80	3"	2.211	4.295	2.915
STG90	3 1/2"	2.314	4.673	3.371
STG100	4"	2.351	5.405	3.821

Conduit Hub

Material:Malleable Iron
Finish:Zinc Plated
HDG+Zinc Plated Available

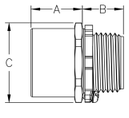

CAT#	TRADE SIZE	DIMENSION(IN) A	B	C
STG15M	1/2"	0.813	0.625	1.530
STG20M	3/4"	0.938	0.625	1 813
STG25M	1"	1.063	0.750	2.063
STG32M	1 1/4"	1.250	0.750	2.313
STG40M	1 1/2"	1.250	0.813	3.125
STG50M	2"	1.250	0.813	3.563
STG65M	2 1/2"	1.625	1.188	4 125
STG80M	3"	1.750	1.250	4.938
STG90M	3 1/2"	1 813	1.313	5.75
STG100M	4"	1.938	1.375	6.188
STG125M	5"	2.063	1.438	7.438
STG150M	6"	2.125	1.563	8.813

XJG expansion couplings

Material:Malleable Iron
Finish:Zinc Plated



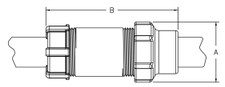

CAT#	TRADE SIZE	Max. conduit movement	DIMENSION(IN) A	B
XJG14	1/2"	4	2.250	7.000
XJG18	1/2"	8	2.250	11.000
XJG24	3/4"	4	2.250	7.000
XJG28	3/4"	8	2.250	11.000
XJG34	1"	4	2.430	7.380
XJG38	1"	8	2.430	11.380
XJG44	1 1/4"	4	3.120	7.560
XJG48	1 1/4"	8	3.120	11.560
XJG54	1 1/2"	4	3.620	8.000
XJG58	1 1/2"	8	3.620	12.000
XJG64	2"	4	4.380	8.750
XJG68	2"	8	4.380	12.750
XJG74	2 1/2"	4	4.870	10.000
XJG78	2 1/2"	8	4.870	14.000
XJG84	3"	4	5.370	10.250
XJG88	3"	8	5.370	14.250
XJG94	3 1/2"	4	6.620	10.000
XJG98	3 1/2"	8	6.620	14.000
XJG104	4"	4	6.620	9.810
XJG108	4"	8	6.620	13.810

Lay-in Grounding Lugs

Material:Alum or Cooper

CAT#	LUG SIZE
4-14AL	4-14
3/0-6AL	3/0-6
1/0-8AL	1/0-8
4-14CL	4-14
3/0-6CL	3/0-6
1/0-8CL	1/0-8

FLEX CONDUIT AND LT FITTING

E509375

E529734

PVC Coated FLEX Steel Conduit

Material:Galvanized Steel Coil
PVC Color:Black,White,Grey

CAT#	TRADE SIZE
JSH038	3/8"
JSH050	1/2"
JSH075	3/4"
JSH100	1"
JSH125	1 1/4"
JSH150	1 1/2"
JSH200	2"
JSH250	2 1/2"
JSH300	3"
JSH400	4"
JSH500	5"
JSH600	6"

LT Flex Steel Conduit

Material:Galvanized Steel Coil
PVC Color:Black,White,Grey

CAT#	TRADE SIZE
JSB038	3/8"
JSB050	1/2"
JSB075	3/4"
JSB100	1"
JSB125	1 1/4"
JSB150	1 1/2"
JSB200	2"
JSB250	2 1/2"
JSB300	3"
JSB400	4"

LT Straight Connector
Material:Die Cast Zinc

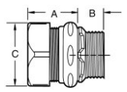

CAT#	TRADE SIZE	DIMENSION(IN)		
		A	B	C
LTC0010Z	3/8"	1.125	0.500	1.125
LTC0015Z	1/2"	1.250	0.500	1.250
LTC0020Z	3/4"	1.250	0.500	1.563
LTC0025Z	1"	1.438	0.625	1.813
LTC0032Z	1 1/4"	1.500	0.688	2.250
LTC0040Z	1 1/2"	1.625	0.750	2.438
LTC0050Z	2"	1.750	0.750	3.000
LTC0065Z	2 1/2"	2.188	1.000	4.000
LTC0080Z	3"	2.500	1.125	4.188
LTC0090Z	3 1/2"	2.625	1.188	5.250
LTC00100Z	4"	2.750	1.250	5.750

LT Straight Connector
Material:Malleable Iron
Finish:Zinc Plated
HDG+Zinc Plated Available

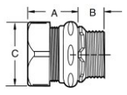

CAT#	TRADE SIZE	DIMENSION(IN)		
		A	B	C
LTC0010	3/8"	1.125	0.500	1.125
LTC0015	1/2"	1.250	0.500	1.250
LTC0020	3/4"	1.250	0.500	1.563
LTC0025	1"	1.438	0.625	1.813
LTC0032	1 1/4"	1.500	0.688	2.250
LTC0040	1 1/2"	1.625	0.750	2.438
LTC0050	2"	1.750	0.750	3.000
LTC0065	2 1/2"	2.188	1.000	4.000
LTC0080	3"	2.500	1.125	4.188
LTC0090	3 1/2"	2.625	1.188	5.250
LTC00100	4"	2.750	1.250	5.750
LTC00125	5"	3.000	3.000	6.535
LTC00150	6"	3.000	3.000	7.598

LT Ground Straight Connector
Material:Malleable Iron
Finish:Zinc Plated
Lug:Aluminum
HDG+Zinc Plated Available
Copper lug available

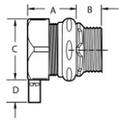

CAT#	TRADE SIZE	DIMENSION(IN)			
		A	B	C	LUG SIZE
LTGC0010	3/8"	1.125	0.500	1.125	4-14
LTGC0015	1/2"	1.250	0.500	1.250	4-14
LTGC0020	3/4"	1.250	0.500	1.563	4-14
LTGC0025	1"	1.438	0.625	1.813	4-14
LTGC0032	1 1/4"	1.500	0.688	2.250	4-14
LTGC0040	1 1/2"	1.625	0.750	2.438	4-14
LTGC0050	2"	1.750	0.750	3.000	4-14
LTGC0065	2 1/2"	2.188	1.000	4.000	1/0-8
LTGC0080	3"	2.500	1.125	4.188	1/0-8
LTGC0090	3 1/2"	2.625	1.188	5.250	3/0-6
LTGC00100	4"	2.750	1.250	5.750	3/0-6
LTGC00125	5"	3.000	3.000	6.535	3/0-6
LTGC00150	6"	3.000	3.000	7.598	3/0-6

LT 45 Connector
Material:Malleable Iron
Finish:Zinc Plated
HDG+Zinc Plated Available

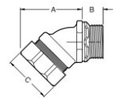

CAT#	TRADE SIZE	DIMENSION(IN)		
		A	B	C
LTC4510	3/8"	1.938	0.500	1.125
LTC4515	1/2"	2.000	0.500	1.250
LTC4520	3/4"	2.188	0.500	1.563
LTC4525	1"	2.500	0.625	1.813
LTC4532	1 1/4"	2.813	0.688	2.250
LTC4540	1 1/2"	3.000	0.750	2.438
LTC4550	2"	3.688	0.750	3.000
LTC4565	2 1/2"	7.313	1.000	4.000
LTC4580	3"	7.625	1.125	4.188
LTC4590	3 1/2"	9.625	1.188	5.250
LTC45100	4"	11.063	1.250	5.750

LT Ground 45 Connector
Material:Malleable Iron
Finish:Zinc Plated
Lug:Aluminum
HDG+Zinc Plated Available
Copper lug available

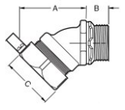

CAT#	TRADE SIZE	DIMENSION(IN)			
		A	B	C	LUG SIZE
LTGC4510	3/8"	1.938	0.500	1.125	4-14
LTGC4515	1/2"	2.000	0.500	1.250	4-14
LTGC4520	3/4"	2.188	0.500	1.563	4-14
LTGC4525	1"	2.500	0.625	1.813	4-14
LTGC4532	1 1/4"	2.813	0.688	2.250	4-14
LTGC4540	1 1/2"	3.000	0.750	2.438	4-14
LTGC4550	2"	3.688	0.750	3.000	4-14
LTGC4565	2 1/2"	7.313	1.000	4.000	1/0-8
LTGC4580	3"	7.625	1.125	4.188	1/0-8
LTGC4590	3 1/2"	9.625	1.188	5.250	3/0-6
LTGC45100	4"	11.063	1.250	5.750	3/0-6

LT 90 Connector
Material:Die Cast Zinc

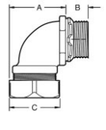

CAT#	TRADE SIZE	DIMENSION(IN)		
		A	B	C
LTC9010Z	3/8"	1.313	0.500	1.125
LTC9015Z	1/2"	1.438	0.500	1.250
LTC9020Z	3/4"	1.625	0.500	1.563
LTC9025Z	1"	2.313	0.625	1.813
LTC9032Z	1 1/4"	2.375	0.688	2.250
LTC9040Z	1 1/2"	3.063	0.750	2.438
LTC9050Z	2"	3.188	0.750	3.000
LTC9065Z	2 1/2"	8.313	1.000	4.000
LTC9080Z	3"	9.813	1.125	4.188
LTC9090Z	3 1/2"	11.188	1.188	5.250
LTC90100Z	4"	12.563	1.250	5.750

LT 90 Connector

Material:Malleable Iron
Finish:Zinc Plated
HDG+Zinc Plated Available

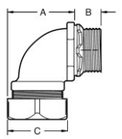

CAT#	TRADE SIZE	DIMENSION(IN)		
		A	B	C
LTC9010	3/8"	1.313	0.500	1.125
LTC9015	1/2"	1.438	0.500	1.250
LTC9020	3/4"	1.625	0.500	1.563
LTC9025	1"	2.313	0.625	1.813
LTC9032	1 1/4"	2.375	0.688	2.250
LTC9040	1 1/2"	3.063	0.750	2.438
LTC9050	2"	3.188	0.750	3.000
LTC9065	2 1/2"	8.313	1.000	4.000
LTC9080	3"	9.813	1.125	4.188
LTC9090	3 1/2"	11.188	1.188	5.250
LTC90100	4"	12.563	1.250	5.750

LT Ground 90 Connector

Material:Malleable Iron
Finish:Zinc Plated
Lug:Aluminum
HDG+Zinc Plated Available
Copper lug available

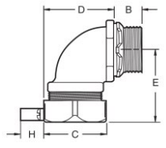

CAT#	TRADE SIZE	DIMENSION(IN)			
		A	B	C	LUG SIZE
LTGC9010	3/8"	1.313	0.500	1.125	4-14
LTGC9015	1/2"	1.438	0.500	1.250	4-14
LTGC9020	3/4"	1.625	0.500	1.563	4-14
LTGC9025	1"	2.313	0.625	1.813	4-14
LTGC9032	1 1/4"	2.375	0.688	2.250	4-14
LTGC9040	1 1/2"	3.063	0.750	2.438	4-14
LTGC9050	2"	3.188	0.750	3.000	4-14
LTGC9065	2 1/2"	8.313	1.000	4.000	1/0-8
LTGC9080	3"	9.813	1.125	4.188	1/0-8
LTGC9090	3 1/2"	11.188	1.188	5.250	3/0-6
LTGC90100	4"	12.563	1.250	5.750	3/0-6

LT Combination Coupling

Material:Steel
Finish:Zinc Plated

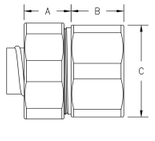

CAT#	TRADE SIZE	DIMENSION(IN)		
		A	B	C
LTR0010	3/8"	0.805	0.748	1 181
LTR0015	1/2"	0.805	0.748	1.311
LTR0020	3/4"	0.805	0.827	1.417
LTR0025	1"	0.866	0.886	1.654
LTR0032	1 1/4"	0.940	0.925	2.165
LTR0040	1 1/2"	1.020	1.024	2.362
LTR0050	2"	1.110	1.102	2.835

LT Combination Ground Coupling

Material:Steel
Finish:Zinc Plated

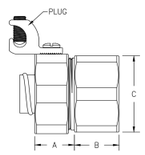

CAT#	TRADE SIZE	DIMENSION(IN)		
		A	B	C
LTRG0010	3/8"	0.805	0.748	1 181
LTRG0015	1/2"	0.805	0.748	1.311
LTRG0020	3/4"	0.805	0.827	1.417
LTRG0025	1"	0.866	0.886	1.654
LTRG0032	1 1/4"	0.940	0.925	2.165
LTRG0040	1 1/2"	1.020	1.024	2.362
LTRG0050	2"	1.110	1.102	2.835

LT Straight Connector(Nonmetallic)

Material:Nylon
Color:Grey

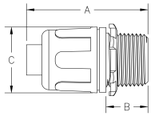

CAT#	TRADE SIZE	DIMENSION(IN)		
		A	B	C
LTC0010N	3/8"	2.000	0.540	1.400
LTC0015N	1/2"	2.000	0.540	1.400
LTC0020N	3/4"	2.200	0.640	1.700
LTC0025N	1"	2.280	0.740	2.000
LTC0032N	1 1/4"	2.440	0.760	2.400
LTC0040N	1 1/2"	2.700	0.800	2.670
LTC0050N	2"	2.990	0.850	3.280

LT 90 Connector(Nonmetallic)

Material:Nylon
Color:Grey

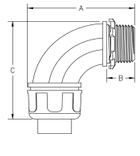

CAT#	TRADE SIZE	DIMENSION(IN)		
		A	B	C
LTC9010N	3/8"	2.120	0.540	3.125
LTC9015N	1/2"	2.120	0.540	3.125
LTC9020N	3/4"	2.500	0.620	3.600
LTC9025N	1"	3.130	0.700	4.130
LTC9032N	1 1/4"	4.450	0.760	5.200
LTC9040N	1 1/2"	4.750	0.800	5.200
LTC9050N	2"	5.420	0.860	5.800

CONDUIT
BODY AND FS/FD BOX

INDUSTRIAL CONDUIT BODY

1. Applications:
   Conduit outlet bodies are installed in conduit systems to:Act as pull outlets for conductors being installed
   ·Provide openings for making splices and taps in conductors
   ·Connect conduit sections
   ·Provide taps for branch conduit runs
   ·Make 90° bends in conduit runs
   ·Provide for access to conductors for maintenance and future system changes

2. Features:
   Conduit Outlet Bodies
   ·Form 7 Conduit outlet bodies approach conduit in size for neat, compact installations
   ·Form 8 and Mogul bodies provide more room for heavier conductors
   ·Conduit hubs have tapered threads(NPT), rigid joints and excellent ground continuity for protection of wire insulation
   Gaskets
   ·Form 7 are used with solid gaskets
   ·For Form 8 and Mogul, 1/2"-1-1/4" are used with solid gaskets, 1-1/2"-4" are used with open gaskets
   Blank Covers
   ·Stainless steel cover screws are standard on Form 7, Form 8,Mogul cover
   ·Form 7
   Wedge nut design facilitates installation and removal. Nuts are held captive in cover.
   ·Form 8 and Mogul
   Two cover screws provided on all sizes to provide tight cover and gasket assembly. The covers have dome shapes for added strength and extra wiring room.

3. Certifications and Compliances:
   ·UL Standard: 514A
   ·CSA Standard 22.2 No. 18
   ·IP:NEMA 3R

4. Standard Materials:
   ·Form 7 conduit bodies-gray iron
   ·Form 7 conduit body covers-sheet steel
   ·Form 8 and Mogul conduit bodies and covers-gray iron
   ·Gaskets-neoprene
   ·Cover screws-stainless steel

5. Standard Finishes:
   ·Form 7 conduit bodies-electrogalvanized with aluminum acrylic paint, or hot-dip galvanized with electro galvanized
   ·Form 7 conduit body covers-electro galvanized
   ·Form 8 and Mogul conduit bodies and covers-electrogalvanized with aluminum acrylic paint, or hot-dip galvanized with electro galvanized

Form 7

Form 8

Mogul

C Form 7

Material:Grey Iron
Finish:HDG+Zinc Plated
Zinc Plated+Alum Painting Available

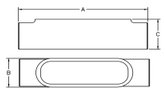

CAT#	TRADE SIZE	DIMENSION(IN)		
		A	B	C
C17	1/2"	5.313	1.313	1.375
C27	3/4"	6.000	1.563	1.688
C37	1"	7.000	1.750	1.875
C47	1 1/4"	7.625	2.188	2.375
C57	1 1/2"	8.188	2.438	2.625
C67	2"	9.250	3.000	3.250
C77	2 1/2"	12.188	4.188	3.625
C87	3"	12.188	4.177	4.438
C97	3 1/2"	14.244	5.196	4.945
C107	4"	14.244	5.196	5.752

LB Form 7

Material:Grey Iron
Finish:HDG+Zinc Plated
Zinc Plated+Alum Painting Available

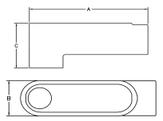

CAT#	TRADE SIZE	DIMENSION(IN)		
		A	B	C
LB17	1/2"	4.500	1.313	21.880
LB27	3/4"	5.500	1.500	2.500
LB37	1"	6.438	1.750	2.813
LB47	1 1/4"	6.563	2.188	3.375
LB57	1 1/2"	7.125	2.438	3.625
LB67	2"	8.125	3.000	4.375
LB77	2 1/2"	10.500	4.250	5.313
LB87	3"	10.625	4.250	6.063
LB97	3 1/2"	12.625	5.188	6.563
LB107	4"	12.625	5.188	7.000

LL Form 7

Material:Grey Iron
Finish:HDG+Zinc Plated
Zinc Plated+Alum Painting Available

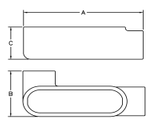

CAT#	TRADE SIZE	DIMENSION(IN)		
		A	B	C
LL17	1/2"	4.563	2.125	1.438
LL27	3/4"	5.125	2.375	1.688
LL37	1"	6.063	2.688	1.875
LL47	1 1/4"	6.563	3.188	2.375
LL57	1 1/2"	7.125	3.500	2.625
LL67	2"	8.125	4.125	3.250
LL77	2 1/2"	10.531	3.655	5.752
LL87	3"	10.610	4.462	5.858
LL97	3 1/2"	12.634	4.944	6.807
LL107	4"	12.634	5.417	6.807

LR Form 7

Material:Grey Iron
Finish:HDG+Zinc Plated
Zinc Plated+Alum Painting Available

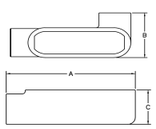

CAT#	TRADE SIZE	DIMENSION(IN)		
		A	B	C
LR17	1/2"	4.563	2.125	1.438
LR27	3/4"	5.125	2.375	1.688
LR37	1"	6.063	2.688	1.875
LR47	1 1/4"	6.563	3.188	2.375
LR57	1 1/2"	7.125	3.500	2.625
LR67	2"	8.125	4.125	3.250
LR77	2 1/2"	10.531	3.655	5.752
LR87	3"	10.610	4.462	5.858
LR97	3 1/2"	12.634	4.944	6.807
LR107	4"	12.634	5.417	6.807

T Form 7

Material:Grey Iron
Finish:HDG+Zinc Plated
Zinc Plated+Alum Painting Available

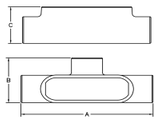

CAT#	TRADE SIZE	DIMENSION(IN)		
		A	B	C
T17	1/2"	5.500	2.250	1.875
T27	3/4"	6.125	2.438	2.125
T37	1"	7.063	2.750	2.313
T47	1 1/4"	7.625	3.188	2.375
T57	1 1/2"	8.188	3.500	3.500
T67	2"	9.250	4.125	4.125
T77	2 1/2"	12.000	5.750	5.750
T87	3"	12.188	5.875	5.875
T97	3 1/2"	14.250	6.813	6.813
T107	4"	14.250	6.813	6.813

TB Form 7

Material:Grey Iron
Finish:HDG+Zinc Plated
Zinc Plated+Alum Painting Available

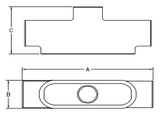

CAT#	TRADE SIZE	DIMENSION(IN)		
		A	B	C
TB17	1/2"	5.500	1.313	2.750
TB27	3/4"	6.125	1.563	3.063
TB37	1"	7.063	1.750	3.250
TB47	1 1/4"	7.625	2.188	2.438
TB57	1 1/2"	8.188	2.438	2.625
TB67	2"	9.250	3.000	3.250

X Form 7

Material:Grey Iron
Finish:HDG+Zinc Plated
Zinc Plated+Alum Painting Available

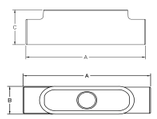

CAT#	TRADE SIZE	DIMENSION(IN)		
		A	B	C
X17	1/2"	5.500	3.063	1.875
X27	3/4"	6.250	3.250	2.188
X37	1"	7.063	3.688	2.313
X47	1 1/4"	7.625	4.188	2.375
X57	1 1/2"	8.188	4.563	2.625
X67	2"	9.250	5.188	3.250

C Form 5

Material:Malleable Iron
Finish:Zinc Plated+Alum Painting

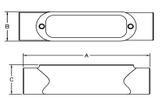

CAT#	TRADE SIZE	DIMENSION(IN)		
		A	B	C
C1M	1/2"	5.400	1.360	1.370
C2M	3/4"	6.122	1.570	1.587
C3M	1"	7.283	1.890	1.949
C4M	1 1/4"	9.291	2.480	2.598
C5M	1 1/2"	9.080	2.480	2.810
C6M	2"	11.614	3.170	3.346
C7M	2 1/2"	14.960	4.330	4.100
C8M	3"	15.200	4.330	4.970
C9M	3 1/2"	18.030	5.470	5.400
C10M	4"	18.110	5.470	5.850

LB Form 5
Material:Malleable Iron
Finish:Zinc Plated+Alum Painting

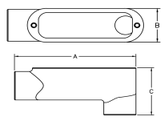

CAT#	TRADE SIZE	DIMENSION(IN)		
		A	B	C
LB1M	1/2"	4.690	1.360	2.090
LB2M	3/4"	5.440	1.570	2.382
LB3M	1"	6.240	1.890	2.815
LB4M	1 1/4"	8.140	2.480	3.670
LB5M	1 1/2"	8.140	2.480	3.710
LB6M	2"	10.551	3.170	4.390
LB7M	2 1/2"	13.620	4.330	5.400
LB8M	3"	13.800	4.330	6.150
LB9M	3 1/2"	16.540	5.470	6.860
LB10M	4"	16.570	5.470	7.350

LL Form 5
Material:Malleable Iron
Finish:Zinc Plated+Alum Painting

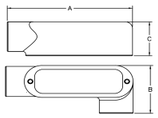

CAT#	TRADE SIZE	DIMENSION(IN)		
		A	B	C
LL1M	1/2"	4.690	2.080	1.370
LL2M	3/4"	5.440	2.365	1.587
LL3M	1"	6.240	2.874	1.949
LL4M	1 1/4"	8.140	3.552	2.598
LL5M	1 1/2"	8.140	3.837	2.810
LL6M	2"	10.551	4.214	3.346
LL7M	2 1/2"	13.620	5.630	4.100
LL8M	3"	13.800	6.324	4.970
LL9M	3 1/2"	16.540	6.930	5.400
LL10M	4"	16.570	6.970	5.850

LR Form 5
Material:Malleable Iron
Finish:Zinc Plated+Alum Painting

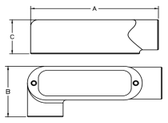

CAT#	TRADE SIZE	DIMENSION(IN)		
		A	B	C
LR1M	1/2"	4.690	2.080	1.370
LR2M	3/4"	5.440	2.365	1.587
LR3M	1"	6.240	2.874	1.949
LR4M	1 1/4"	8.140	3.552	2.598
LR5M	1 1/2"	8.140	3.837	2.810
LR6M	2"	10.551	4.214	3.346
LR7M	2 1/2"	13.620	5.630	4.100
LR8M	3"	13.800	6.324	4.970
LR9M	3 1/2"	16.540	6.930	5.400
LR10M	4"	16.570	6.970	5.850

T Form 5
Material:Malleable Iron
Finish:Zinc Plated+Alum Painting

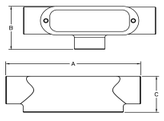

CAT#	TRADE SIZE	DIMENSION(IN)		
		A	B	C
T1M	1/2"	5.400	2.070	1.988
T2M	3/4"	6.378	2.406	2.000
T3M	1"	7.185	2.660	2.340
T4M	1 1/4"	9.080	3.420	2.630
T5M	1 1/2"	9.080	3.420	2.860
T6M	2"	11.480	4.150	3.490
T7M	2 1/2"	14.960	5.670	4.100
T8M	3"	15.200	5.730	4.970
T9M	3 1/2"	18.030	6.970	5.400
T10M	4"	18.110	7.000	5.850

C Form 8
Material:Grey Iron
Finish:Zinc Plated+Alum Painting

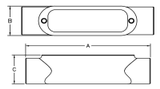

CAT#	TRADE SIZE	DIMENSION(IN)		
		A	B	C
C18	1/2"	5.940	1.470	1.470
C28	3/4"	6.560	1.660	1.690
C38	1"	7.560	1.840	1.970
C48	1 1/4"	8.440	2.190	2.380
C58	1 1/2"	10.380	2.780	2.780
C68	2"	12.380	3.880	3.560
C78	2 1/2"	15.630	5.000	4.440
C88	3"	15.630	5.000	4.810
C98	3 1/2"	18.560	6.250	5.690
C108	4"	18.560	6.250	5.940

LB Form 8
Material:Grey Iron
Finish:Zinc Plated+Alum Painting

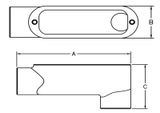

CAT#	TRADE SIZE	DIMENSION(IN)		
		A	B	C
LB18	1/2"	5.090	1.470	2.280
LB28	3/4"	5.750	1.660	2.550
LB38	1"	6.630	1.840	3.170
LB48	1 1/4"	7.500	2.190	3.310
LB58	1 1/2"	9.130	2.780	4.100
LB68	2"	11.130	3.880	4.810
LB78	2 1/2"	13.940	5.000	6.130
LB88	3"	13.940	5.000	6.500
LB98	3 1/2"	16.880	6.250	7.560
LB108	4"	16.880	6.250	7.810

LL Form 8
Material:Grey Iron
Finish:Zinc Plated+Alum Painting

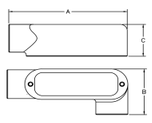

CAT#	TRADE SIZE	DIMENSION(IN)		
		A	B	C
LL18	1/2"	5.090	2.310	1.470
LL28	3/4"	5.750	2.500	1.690
LL38	1"	6.630	2.780	1.970
LL48	1 1/4"	7.500	3.130	2.380
LL58	1 1/2"	9.130	4.030	2.780
LL68	2"	11.130	5.130	3.560
LL78	2 1/2"	13.940	6.690	4.440
LL88	3"	13.940	6.690	4.810
LL98	3 1/2"	16.880	9.810	5.690
LL108	4"	16.880	9.810	5.940

LR Form 8
Material:Grey Iron
Finish:Zinc Plated+Alum Painting

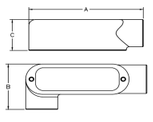

CAT#	TRADE SIZE	DIMENSION(IN)		
		A	B	C
LR18	1/2"	5.090	2.310	1.470
LR28	3/4"	5.750	2.500	1.690
LR38	1"	6.630	2.780	1.970
LR48	1 1/4"	7.500	3.130	2.380
LR58	1 1/2"	9.130	4.030	2.780
LR68	2"	11.130	5.130	3.560
LR78	2 1/2"	13.940	6.690	4.440
LR88	3"	13.940	6.690	4.810
LR98	3 1/2"	16.880	9.810	5.690
LR108	4"	16.880	9.810	5.940

T Form 8
Material:Grey Iron
Finish:Zinc Plated+Alum Painting

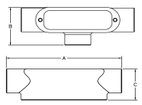

CAT#	TRADE SIZE	DIMENSION(IN)		
		A	B	C
T18	1/2"	5.090	2.310	1.780
T28	3/4"	5.750	2.500	2.000
T38	1"	6.630	2.780	2.280
T48	1 1/4"	7.500	3.130	2.630
T58	1 1/2"	9.130	4.030	2.780
T68	2"	11.130	5.130	3.560
T78	2 1/2"	13.940	6.690	4.440
T88	3"	13.940	6.690	4.810
T98	3 1/2"	16.880	9.810	5.690
T108	4"	16.880	9.810	5.940

BC MOGUL
Material:Malleable Iron
Finish:HDG

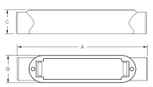

CAT#	TRADE SIZE	DIMENSION(IN)		
		A	B	C
BC3	1"	9.560	2.190	1.880
BC4	1 1/4"	9.560	2.190	2.310
BC5	1 1/2"	13.750	3.000	2.560
BC6	2"	13.750	3.000	3.130
BC7	2 1/2"	18.380	4.250	3.630
BC8	3"	18.380	4.250	4.380
BC9	3 1/2"	23.750	5.250	4.880
BC10	4"	23.750	5.240	5.380

BLB MOGUL
Material:Malleable Iron
Finish:HDG

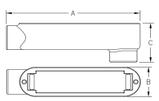

CAT#	TRADE SIZE	DIMENSION(IN)		
		A	B	C
BLB3	1"	8.595	2.190	2.840
BLB4	1 1/4"	8.595	2.190	3.280
BLB5	1 1/2"	12.690	3.000	3.630
BLB6	2"	12.690	3.000	4.190
BLB7	2 1/2"	16.905	4.250	5.090
BLB8	3"	16.905	4.250	5.840
BLB9	3 1/2"	22.125	5.250	6.500
BLB10	4"	22.125	5.250	7.000

BLL MOGUL
Material:Malleable Iron
Finish:HDG

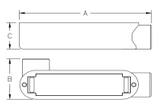

CAT#	TRADE SIZE	DIMENSION(IN)		
		A	B	C
BLL3	1"	8.595	3.160	1.880
BLL4	1 1/4"	8.595	3.160	2.310
BLL5	1 1/2"	12.690	4.060	2.560
BLL6	2"	12.690	4.060	3.130
BLL7	2 1/2"	16.905	5.720	3.630
BLL8	3"	16.905	5.720	4.380
BLL9	3 1/2"	22.125	6.880	4.880
BLL10	4"	22.125	6.880	5.380

BLR MOGUL
Material:Malleable Iron
Finish:HDG

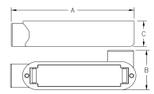

CAT#	TRADE SIZE	DIMENSION(IN)		
		A	B	C
BLR3	1"	8.595	3.160	1.880
BLR4	1 1/4"	8.595	3.160	2.310
BLR5	1 1/2"	12.690	4.060	2.560
BLR6	2"	12.690	4.060	3.130
BLR7	2 1/2"	16.905	5.720	3.630
BLR8	3"	16.905	5.720	4.380
BLR9	3 1/2"	22.125	6.880	4.880
BLR10	4"	22.125	6.880	5.380

BT MOGUL
Material:Malleable Iron
Finish:HDG

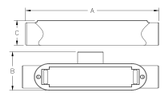

CAT#	TRADE SIZE	DIMENSION(IN)		
		A	B	C
Bt3	1"	9.560	3.160	1.880
BT4	1 1/4"	9.560	3.160	2.310
BT5	1 1/2"	13.750	4.060	2.560
BT6	2"	13.750	4.060	3.130
BT7	2 1/2"	18.380	5.720	3.630
BT8	3"	18.380	5.720	4.380
BT9	3 1/2"	23.750	6.880	4.380
BT10	4"	23.750	6.880	5.380

HUB SIZE (IN)	COVER				
	Form 7 Steel	Form 7 Casting	Form 8 Casting	Form 5 Steel	Form 5 Casting
1/2	170G	170F	180F	CG1	CG1M
3/4	270G	270F	280F	CG2	CG2M
1	370G	370F	380F	CG3	CG3M
1-1/4	470G	470F	480F	CG4	CG4M
1-1/2	570G	570F	580F	CG4	CG4M
2	670G	670F	680F	CG5	CG5M
2-1/2	870G	870F	880F	CG6	CG6M
3	870G	870F	880F	CG6	CG6M
3-1/2	970G	970F	980F	CG7	CG7M
4	970G	970F	980F	CG7	CG7M

FS

Material:Malleable Iron
Finish:Zinc Plated+Alum Painting
HDG+Zinc Plated Available

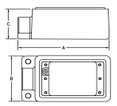

CAT#	TRADE SIZE	DIMENSION(IN)		
		A	B	C
FS1	1/2"	5.300	2.870	2.130
FS2	3/4"	5.300	2.870	2.130
FS3	1"	5.300	2.870	2.130

FD

Material:Malleable Iron
Finish:Zinc Plated+Alum Painting
HDG+Zinc Plated Available

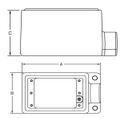

CAT#	TRADE SIZE	DIMENSION(IN)		
		A	B	C
FD1	1/2"	6.100	2.870	2.860
FD2	3/4"	6.100	2.870	2.860
FD3	1"	6.100	2.870	2.860

FSC

Material:Malleable Iron
Finish:Zinc Plated+Alum Painting
HDG+Zinc Plated Available

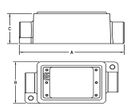

CAT#	TRADE SIZE	DIMENSION(IN)		
		A	B	C
FSC1	1/2"	5.300	2.870	2.130
FSC2	3/4"	5.300	2.870	2.130
FSC3	1"	5.300	2.870	2.130

FDC

Material:Malleable Iron
Finish:Finish:Zinc Plated+Alum Painting
HDG+Zinc Plated Available

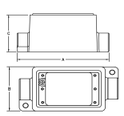

CAT#	TRADE SIZE	DIMENSION(IN)		
		A	B	C
FDC1	1/2"	6.100	2.870	2.860
FDC2	3/4"	6.100	2.870	2.860
FDC3	1"	6.100	2.870	2.860

FBCM1

FBCS1

RCM1

RCS1



SWCM1

SWCS1

PRODUIT™ | A DIVISION OF CCPI
WWW.CCPIELECTRIC.COM

HAZARDOUS LOCATION PRODUCT

c UL us LISTED E636796

GUA SERIES OUTLET BOX

Material:Ductile Iron(Body) Alum(Cover)
Finish:Zinc Plated + Alum Painting
NEC/CEC:
Class I, Divisions 1 & 2, Groups C, D
Class II, Division 1, Groups E, F, G
Class II, Division 2, Groups F, G
Class III

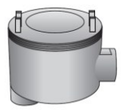

GUAB

Cat. No.	TRADE SIZE	COVER OPENING
GUAB16	1/2"	3"
GUAB26	3/4"	3"
GUAB36	1"	3"
GUAB49	1 1/4"	5"
GUAB59	1 1/2"	5"
GUAB69	2"	5"

GUAN

Cat. No.	TRADE SIZE	COVER OPENING
GUAN16	1/2"	3"
GUAN26	3/4"	3"
GUAN36	1"	3"
GUAN49	1 1/4"	5"
GUAN59	1 1/2"	5"
GUAN69	2"	5"

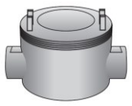

GUAC

Cat. No.	TRADE SIZE	COVER OPENING
GUAC16	1/2"	3"
GUAC26	3/4"	3"
GUAC36	1"	3"
GUAC49	1 1/4"	5"
GUAC59	1 1/2"	5"
GUAC69	2"	5"

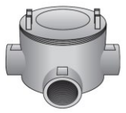

GUAT

Cat. No.	TRADE SIZE	COVER OPENING
GUAT16	1/2"	3"
GUAT26	3/4"	3"
GUAT36	1"	3"
GUAT49	1 1/4"	5"
GUAT59	1 1/2"	5"
GUAT69	2"	5"

GUAL

Cat. No.	TRADE SIZE	COVER OPENING
GUAL16	1/2"	3"
GUAL26	3/4"	3"
GUAL36	1"	3"
GUAL49	1 1/4"	5"
GUAL59	1 1/2"	5"
GUAL69	2"	5"

GUAX

Cat. No.	TRADE SIZE	COVER OPENING
GUAX16	1/2"	3"
GUAX26	3/4"	3"
GUAX36	1"	3"
GUAX49	1 1/4"	5"
GUAX59	1 1/2"	5"
GUAX69	2"	5"

CONDUIT UNION

Material:Steel (1/2"~2")
Finish:Zinc Plated
NEC/CEC:
Class I, Divisions 1 & 2, Groups A, B, C, D
Class II, Division 1, Groups E, F, G
Class II, Division 2, Groups F, G
Class III

Material:Ductile Iron(2-1/2"~4")
Finish:Zinc Plated + Alum Painting
NEC/CEC:
Class I, Divisions 1 & 2, Groups C, D
Class II, Division 1, Groups E, F, G
Class II, Division 2, Groups F, G
Class III

Material:Ductile Iron(5"~6")
Finish:Zinc Plated + Alum Painting
NEC/CEC:
Class I, Divisions 1 & 2, Groups C, D
Class II, Division 1, Groups E, F, G
Class II, Division 2, Groups F, G
Class III

UNY UNF

UNY UNF

UNY UNF

UNY

CAT#	TRADE SIZE	DIMENSION(IN) A	B	C
UNY15	1/2"	1.417	1.791	2.480
UNY20	3/4"	1.724	2.047	2.630
UNY25	1"	2.079	2.165	2.846
UNY32	1 1/4"	2.441	2.185	3.031
UNY40	1 1/2"	2.677	2.228	3.122
UNY50	2"	3.150	2.276	3.220
UNY65	2 1/2"	4.409	3.656	4.693
UNY80	3"	5.157	4.057	5 135
UNY90	3 1/2"	5.630	4.371	5.799
UNY100	4"	6.220	4.427	5.903
UNY125	5"	8.075	4.382	5.655
UNY150	6"	9.291	4.572	5.920

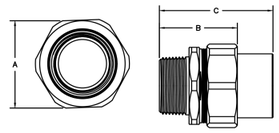

UNF

CAT#	TRADE SIZE	DIMENSION(IN) A	B	C
UNF15	1/2"	1.417	1 181	1.850
UNF20	3/4"	1.724	1.371	1.944
UNF25	1"	2.079	1.406	2.081
UNF32	1 1/4"	2.441	1.605	2.456
UNF40	1 1/2"	2.677	1.660	2.554
UNF50	2"	3.150	1.688	2.633
UNF65	2 1/2"	4.409	2.016	3.053
UNF80	3"	5.157	2.358	3.436
UNF90	3 1/2"	5.630	2.621	4.049
UNF100	4"	6.220	2.630	4.106
UNF125	5"	8.075	2.474	3.747
UNF150	6"	9.291	2.554	3.902

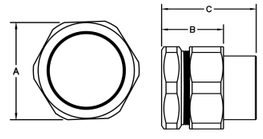

EYS Series Sealing Fitting

Material:Ductile Iron
Finish:Zinc plated + Alum painting
NEC/CEC

Class I, Divisions 1 & 2, Groups A, B, C, D Class II, Division 1, Groups E, F, G Class II, Division 2, Groups F, G Class III	1/2"~1"
Class I, Divisions 1 & 2, Groups C, D Class II, Division 1, Groups E, F, G Class II, Division 2, Groups F, G Class III	1-1/4"~4"

F&M

F&F

CAT# F&F	CAT# F&M	TRADE SIZE	A	B	TURNING RADIUS
EYS11	EYS116	1/2"	3.504	1.181	1.115
EYS21	EYS216	3/4"	3.661	1.496	1.258
EYS31	EYS316	1"	4.272	1.772	1.461
EYS4	EYS46	1 1/4"	5.004	2.205	1.783
EYS5	EYS56	1 1/2"	5.591	2.441	2.080
EYS6	EYS66	2"	6.260	2.992	2.381
EYS7	EYS76	2 1/2"	7.677	3.601	2.609
EYS8	EYS86	3"	8.532	4.285	3.126
EYS9	EYS96	3 1/2"	9.244	4.804	3.342
EYS10	EYS106	4"	9.823	5.346	3.523

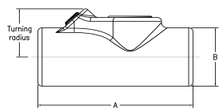

REA

Material:Steel
Finish:Zinc Plated
NEC/CEC
Class I, Divisions 1 & 2, Groups A, B, C, D
Class II, Division 1, Groups E, F, G
Class II, Division 2, Groups F, G
Class III

CAT#	MALE SIZE	FEMALE SIZE
REA12	1 /2"	3/4"
REA23	3/4"	1"
REA34	1"	1 1/4"

PLG(Recessed)

Material:Steel(1/2"-1")
Ductile Iron(1-1/4"-4")
Finish:Zinc plated
NEC/CEC
Class I, Divisions 1 & 2, Groups A, B, C, D
Class II, Division 1, Groups E, F, G
Class II, Division 2, Groups F, G
Class III

CAT#	SIZE
PLG1	1/2"
PLG2	3/4"
PLG3	1"
PLG4	1 1/4"
PLG5	1 1/2"
PLG6	2"
PLG7	2 1/2"
PLG8	3"
PLG9	3 1/2"
PLG10	4"

PLG(Square Head)

Material:Steel
Finish:Zinc Plated
NEC/CEC
Class I, Divisions 1 & 2, Groups A, B, C, D
Class II, Division 1, Groups E, F, G
Class II, Division 2, Groups F, G
Class III

CAT#	SIZE
PLG15	1/2"
PLG25	3/4"
PLG35	1"
PLG45	1 1/4"
PLG55	1 1/2"
PLG65	2"
PLG75	2 1/2"
PLG85	3"
PLG95	3 1/2"
PLG105	4"

PRODUIT™ | A DIVISION OF CCPI
WWW.CCPIELECTRIC.COM

SUPPORT PRODUCT

c UL us LISTED E516500

C14 C14S A12A A12 A12S

Strut Channel

Finish:Pre-G *Aluminum,HDG Available*

CAT#	STYLE	SIZE	STEEL GAUGE
A12A	SHALLOW	1- 5/8"x3- 1/4"	12
A12	SHALLOW	1- 5/8"x1- 5/8"	12
A12S	SLOTTED	1- 5/8"x1- 5/8"	12
C14	SHALLOW	1- 5/8"x13/16"	12
C14S	SLOTTED	1- 5/8"x13/16"	12

Nut With Spring

Finish:Zinc Plated *HDG Available*

CAT#	SIZE
FNS25	1/4"
FNS38	3/8"
FNS50	1/2"



Rod Coupling

Finish:Zinc Plated *HDG Available*

CAT#	SIZE
FRC25	1/4"
FRC38	3/8"
FRC50	1/2"

Continuous Thread Rod

Finish:Zinc Plated *HDG Available*

CAT#	SIZE
FTR25	1/4"x10'
FTR38	3/8"x10'
FTR50	1/2"x10'

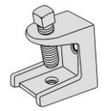

Beam Clamp

Finish:Zinc Plated *HDG Available*

CAT#	SIZE	TAPPED HOLE
500	1"	1/4"-20
501	1 1/4"	15/16"-18
502	2"	3/8"-16
503	2 1/4"	1/2"-13

1 Hole Pipe Strap(MI)

Finish:HDG

CAT#	SIZE
RSM15	1/2"
RSM20	3/4"
RSM25	1"
RSM32	1 1/4"
RSM40	1 1/2"
RSM50	2"
RSM65	2 1/2"
RSM80	3"
RSM100	4"

Conduit Clamp

Finish:Zinc Plated *HDG Available , Alum Available*

CAT#	SIZE
CL15	1/2"
CL20	3/4"
CL25	1"
CL32	1 1/4"
CL40	1 1/2"
CL50	2"
CL65	2 1/2"
CL80	3"
CL90	3 1/2"
CL100	4"
CL125	5"
CL150	6"

Conduit Hanger

Finish:Zinc Plated

CAT#	SIZE
CLH15	1/2"
CLH20	3/4"
CLH25	1"
CLH32	1 1/4"
CLH40	1 1/2"
CLH50	2"
CLH65	2 1/2"
CLH80	3"
CLH90	3 1/2"
CLH100	4"
CLH125	5"
CLH150	6"

Clamp Back Spacer

Finish:HDG

CAT#	SIZE
BSC15	1/2"
BSC20	3/4"
BSC25	1"
BSC32	1 1/4"
BSC40	1 1/2"
BSC50	2"
BSC65	2 1/2"
BSC80	3"
BSC100	4"

EDGE Clamp

Finish:HDG

CAT#	SIZE
EDC15	1/2"
EDC20	3/4"
EDC25	1"
EDC32	1 1/4"
EDC40	1 1/2"
EDC50	2"
EDC65	2 1/2"
EDC80	3"
EDC100	4"

EMT 1 Hole Strap

Finish:Zinc Plated

CAT#	SIZE
ESS15	1 /2"
ESS20	3/4"
ESS25	1"
ESS32	1 1/4"
ESS40	1 1/2"
ESS50	2"

EMT 2 Holes Strap

Finish:Zinc Plated

CAT#	SIZE
ESD15	1 /2"
ESD20	3/4"
ESD25	1"
ESD32	1 1/4"
ESD40	1 1/2"
ESD50	2"

RIGID 1 Hole Strap

Finish:Zinc Plated *HDG Available*

CAT#	SIZE
RSS15	1 /2"
RSS20	3/4"
RSS25	1"
RSS32	1 1/4"
RSS40	1 1/2"
RSS50	2"
RSS65	2 1/2"
RSS80	3"
RSS90	3 1/2"
RSS100	4"
RSS125	5"
RSS150	6"

RIGID 2 Holes Strap

Finish:Zinc Plated *HDG Available*

CAT#	SIZE
RSD15	1 /2"
RSD20	3/4"
RSD25	1"
RSD32	1 1/4"
RSD40	1 1/2"
RSD50	2"
RSD65	2 1/2"
RSD80	3"
RSD90	3-1/2"
RSD100	4"
RSD125	5"
RSD150	6"

U-Bolt

Finish:Zinc Plated *HDG Available*

CAT#	SIZE
CLU15	1 /2"
CLU20	3/4"
CLU25	1"
CLU32	1 1/4"
CLU40	1 1/2"
CLU50	2"
CLU65	2 1/2"
CLU80	3"
CLU100	4"
CLU125	5"
CLU150	6"

Parallel Clamp

Finish:HDG

CAT#	SIZE
PAR15	1/2"
PAR20	3/4"
PAR25	1"
PAR32	1 1/4"
PAR40	1 1/2"
PAR50	2"
PAR65	2 1/2"
PAR80	3"
PAR100	4"

Right Angle Clamp

Finish:HDG

CAT#	SIZE
RAN15	1/2"
RAN20	3/4"
RAN25	1"
RAN32	1 1/4"
RAN40	1 1/2"
RAN50	2"
RAN65	2 1/2"
RAN80	3"
RAN100	4"