



800i

What to specify...

1. Model

2. Voltage

3. Volume or Vacuum

4. Pre-filter

5. Main filter


6. Connection Kit

7. Power Lead

8. Interfacing Kit


	800i - 2 Tier		800i - 3 Tier	
1				
2				
3				
Voltage	230V ±10%	120V ±10%	230V ±10%	120V ±10%
Volume Control	080502D	080503D	080501D	080500D
Vacuum Control	080505D	080507D	080504D	080506D
Wattage	2.60 kW	2.74 kW	2.60 kW	2.74 kW
Frequency	50Hz / 60 Hz	50Hz / 60 Hz	50Hz / 60 Hz	50Hz / 60 Hz
Cabinet height (inc castors)	1143 mm	1143 mm	1143 mm	1143 mm
Cabinet width (not inc hose)	571 mm	571 mm	571 mm	571 mm
Cabinet depth (not inc hose)	670 mm	670 mm	670 mm	670 mm
Cabinet weight	80 Kg	80 Kg	90 Kg	90 Kg
Sound Rating (dBA)	57	57	57	57
Airflow m³/hr	800	800	800	800
Vacuum (kPa)	9.92	9.10	9.92	9.10

4 **Labyrinth Pre-filter**



Pack of two supplied - See page 19-20

5 **Main Filter**



One supplied with 2 tier - See page 21-22
Two supplied with 3 tier - See page 21-22

6 **Connection Hose Kit**

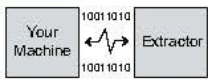


One supplied - See page 23-25 to suit your system

7 **Power Cable**

5M Fixed power cable, no plug fitted.

8 **Machine Interfacing (Optional)**



See page 27-29 to match your system

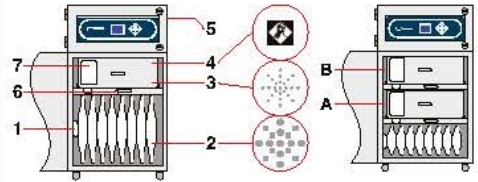
Allows the Purex system to interface with a piece of equipment connected to it.



Optional Clean Air Cowl - 190039

PVC 3 tier Version Available

Air Compressor Available For This Model



Legend:

- 1) Air inlet - 100mm safe seal.
- 2) Pre-filter.
- 3) Main Filter (HEPA location). †
- 4) Main Filter (Carbon location). †
- 5) Clean air returned to workplace.
- 6) Filter locking handle.
- 7) Filter identification label.

All machines are mounted on four castors for increased mobility.

† Standard Filter Only

Digital Control System

A dedicated control, monitoring and display system unique to Purex fume extractors. All functions are fully automatic, all the user has to do is set the appropriate airflow on installation. The features of this system are designed to:

- Lower energy consumption by using variable speed motors and automatic flow control.
- Increase filter life by using the optimal extraction rate.
- Further protect people by constantly monitoring exhaust emissions.
- Interface with other equipment e.g. a laser.
- Maintain a constant extraction rate to prevent fume escape or damage to equipment.

System Features...

- Automatic electronic flow control - maintains a constant extraction rate even as the filter blocks
- Adjustable airflow
- Clear and informative graphic display
- Gas and particle sensors on the exhaust
- Low capital and running costs
- Quick change patented Labyrinth pre-filters deliver longer filter life
- Submicronic (HEPA) filtration removes 99.997% of particles down to 0.3 microns
- Activated carbon filtration removes harmful gas
- Simple to install and quiet in operation
- Easy to relocate and precision made from stainless steel
- High performance brushless motors

Includes:

- 1 x Main filter (2-tier)
- 2 x Main filters (3-tier)
- 2 x Labyrinth pre-filters
- 1 x Power cable (no plug)

Accessories

Please see the accessories brochure.