

## Essential Commercial TV with Multiple Use

LG Commercial Lite TVs are designed specifically for hospitality and business environments. With the use of simple user-friendly interfaces and superb images and video, the LW300C facilitates communications between businesses and their target audiences.



### LW300C

- Welcome Screen/Video
- USB Cloning
- RS-232C
- USB Auto Playback +
- Time scheduler

### screen size

32"

## Key Features



### USB Cloning

Clone all commercial TVs with astonishing speed and ease. The USB Cloning feature allows you to simply copy the TV settings to all TVs using a USB memory device.



### USB Auto Playback+

Create and sequentially play playlists composed of informative media (video, music and image) you choose without PC and any installation.



### Time Scheduler

Create your own time scheduler of your Commercial TV. Once you set opening/closing hours and holidays, the TV will turn on/off according to work schedule.

## Simple & Effective Maintenance



### Hotel Mode

From channel selection to volume setting, you can control the TV settings in all the rooms with Hotel Mode. Prevent misuse by customers, set volume limits, or reset settings to default for any TV. You are in control of it all.



### Lock Mode

The Lock Mode blocks external input signals with non-compliant content. A useful feature for preventing misuse of TVs in various facilities or public spaces.



### Remote Diagnostics (USB)

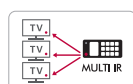
Enables service engineers to recognize technical issues in a TV quickly and easily through a USB. The TV stores any technical issues encountered and can output them to a USB device. Service engineers use this information to analyze technical issues without the actual TV.

## Entertainment & Convenience



### Welcome Screen/Video

With the capability to display repeatedly various video formats as well as images, Commercial Lite TVs allow for a greater variation of greeting messages in hotel rooms which make customers feel more welcome and cared for.



### Multi IR

Multi IR function eliminates the remote control signal interference between TVs in multiple dwelling beds. This system will work using the same LG TV model.



### IR OUT

Just connect your interactive set-top-box to LG Commercial TV. With a single remote control, the LG TVs in your hotel solution fall under your control.

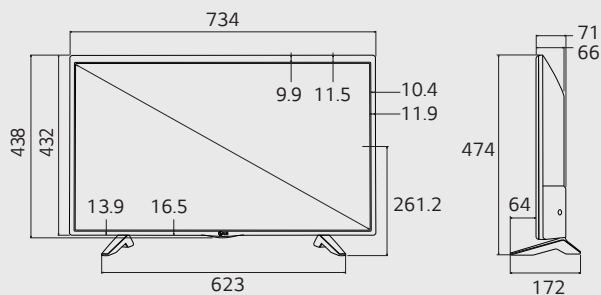
# Specifications

LW300C (ASIA/MEA)

		32
DISPLAY	Type	Direct LED
	Resolution	1,366 x 768 (HD)
	Brightness	200cd/m <sup>2</sup>
BROADCASTING SYSTEM	Analog	PAL / SECAM
	Digital	DVB-T2/C (Varied By Countries) * Philippines : 6MHz Available
VIDEO	Triple XD Engine	•
	Real Cinema 24p (3:3 Pull down)	•
	Aspect Ratio	6 modes (16:9, Original, 4:3, Vertical Zoom, All-Direction Zoom, Just Scan)
AUDIO	Audio Output / Speaker System	3W + 3W / 2.0 ch
	Sound Mode	• 6 modes (Standard, Cinema, Clean Voice, Soccer, Music, Game) * India Only : 6 modes (Standard, Cinema, Clear Voice, Cricket, Bollywood, Game)
	Clear Voice	•
GENERAL FEATURES	Management	Remote Diagnostics (USB)
	Interactivity	HTNG / HDMI-CEC
	RJP Interface	RS-232C, HDMI-CEC
	Advanced Settings	Auto Off / Auto Sleep, Motion Eye Care, Smart Energy Saving
COMMERCIAL FEATURES		Welcome Screen/Video, Lock Mode, Hotel Mode, Multi-IR Code, USB Cloning, One Channel Map, IR Out, USB Auto Playback+, Time Scheduler
INTERFACE	Rear	RF In, AV In, Component In + Audio (Commonly used with AV In), HDMI In, USB 2.0, RS-232C
	Vesa	200 x 200
	Bezel Width (L/R,U,B) : On bezel based	11.9 / 11.9, 11.5, 16.5
CABINET (Unit : mm)	Bezel Width (L/R,U,B) : Off bezel based	10.4 / 10.4, 9.9, 13.9
	W x H x D / weight (w/o stand)	734 x 438 x 66.5 (SPK 71) / 4.5kg
	W x H x D / weight (with stand)	734 x 474 x 172 / 4.7kg
	W x H x D / weight (packing)	795 x 505 x 134 / 6.2kg
	Voltage, Hz	100-240V, 50 / 60 Hz
POWER (Unit : Watts)	Max	34.2
	Typical	30.3
	Energy Saving (Min)	25
	Energy Saving (Med)	19
	Energy Saving (Max)	14
	Stand-by	0.27
STANDARD APPROVAL	Safety	ASIA / MEA Essential Requirement Achieved
	Environment	ASIA / MEA Essential Requirement Achieved
	Etc.	ASIA / MEA Essential Requirement Achieved

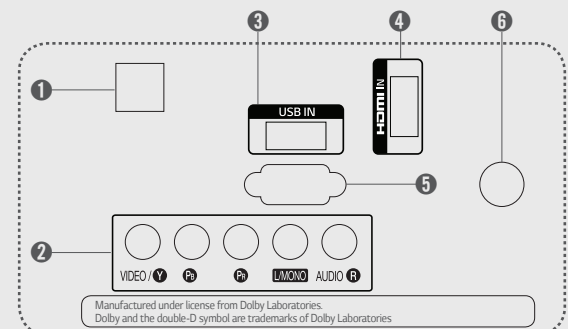
## Dimensions (Unit : mm)

32"



## Connectivity

- ① DC-IN
- ② COMPONENT IN / AV IN
- ③ USB IN
- ④ HDMI IN
- ⑤ RS-232C IN
- ⑥ ANTENNA / CABLE IN



Download LG Commercial Display Mobile App



More info [www.lgecommercial.com](http://www.lgecommercial.com)

YouTube [youtube.com/c/LGCommercialDisplay](https://youtube.com/c/LGCommercialDisplay)

All screen images are simulated. Dimension and weights are approximate.

Design, features and specifications subject to change without notice.

Copyright © 2016 LG Electronics Inc. All rights reserved. "LG Life's Good" is a registered trademark of LG Corp.

The names of products and brands mentioned here may be the trademarks of their respective owners.

