


## Extendible Loading/Unloading Conveyor

Extendible loading/unloading conveyor is widely used to convey, load and unload goods in harbor, dock, railway/highway station, airport, storehouse and mine etc.

Mechanized loading/unloading operation is obviously effective on improving the efficiency of physical distribution, shortening the flow time and reducing the labor intensity. It provides advantages to advanced production, modernized management and safe operation for enterprises.

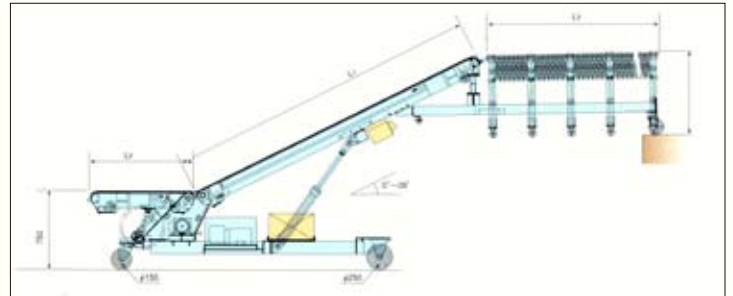
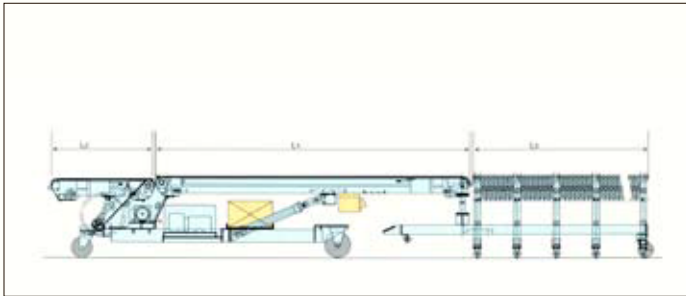




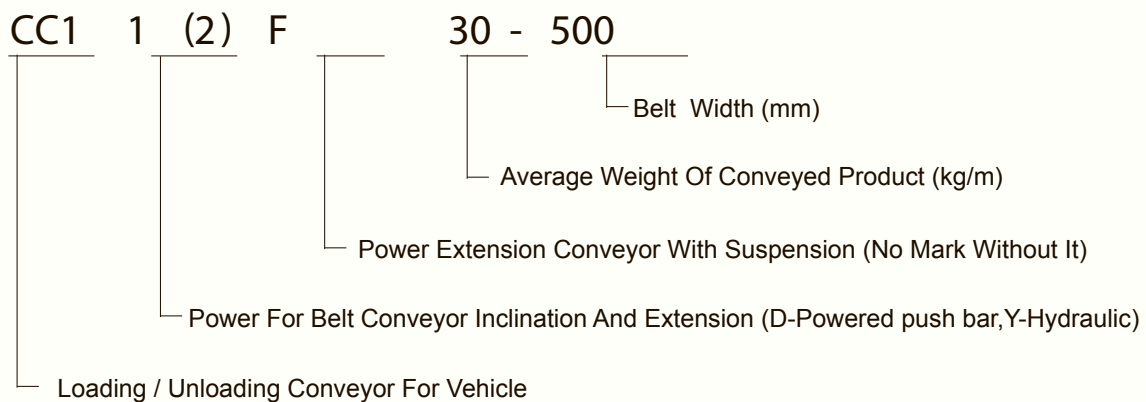
## Leading Features

1. It can be moved at will to the place where goods must be loaded and unloaded, with ease of operation.
2. In order to adapt itself to a different height of vehicle location, the inclinable belt conveyor section can be changed within 0-28° angle. Its maximal loading height is 1.3m.
3. It can be started or stopped, and be positive or reversible in running so as to directly convey goods to storehouse or freight car.
4. The front-end flexible and extendible electric-powered conveyor can be extendible optionally so as to make the conveyed goods close to the loading or unloading location.
5. It is stepless and adjustable, up to 10-40 m/min, so it provides more comfortable and quicker conditions for loading and unloading operation.
6. The loading/unloading conveyor consists of belt conveyor and extendible conveyor, so it can be combined or separated.





## -Guide To Type Selection



Extendible loading/unloading conveyor can be based on max width and average weight of product that needs to be loading or unloaded, method of belt conveyor inclination and extension, and powered extendible conveyor that is supply as requested specified.

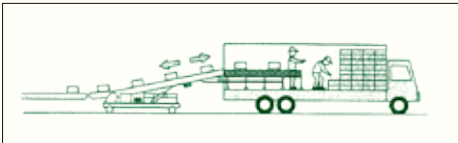
## -Performance Indexes of Extendible Loading/Unloading Conveyor With Suspension

Models		CC 11 Q)F30-407	CC 11 Q)F50-500	CC 11 Q)F30-712
Inclinable Belt Conveyor	Belt width	407	500	712
	Frame width	557	650	862
	Length	3	3	3
	Belt speed	10~40	10~40	10~40
	Capacity	30	50	30
	Motor power	0.40	0.55	0.55
	Power Extension Conveyor With Suspension	Powered push ba (Hydraulic)		
Loading / Unloading Belt Conveyor	Length	1	1	1
	Belt width	407	500	712
	Frame width	557	650	862
	Head sethigh or set low (mm.)	150	150	150
Electric - powered Extendible Conveyor	Width	407	500	712
	Length	1.62~3.17	1.62~3.17	1.62~3.17
	Conveying speed	10~40	10~40	10~40
	Capacity	30	50	30
	Motor power	3×0.04	3×0.04	3×0.04
	Drive	Electric - powered		

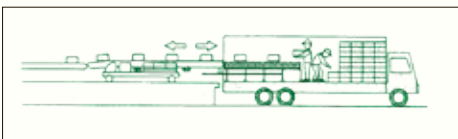
## -Cautions

1. The separate components of conveyor are moved to the place required prior to putting into operation. Meanwhile, the mobile carrier is located and four casters are locked.
2. The double-direction screw rod handle is rocked manually so as to adjust the horizontal conveyor section to the height equal to that of warehousing conveyor.
3. The suspension system is moved to connect the suspending axle on two sides of the end of incline conveyor, and then the flexible electric-powered conveyor is moved and located at the suspension system. Meanwhile, it is fixed with guard plate.
4. Start the electric powered pusher bar to make the incline conveyor section drive the flexible electric-powered conveyor up to a certain height, and then locate it at freight vehicle. After the location is adjusted, the fixed connection is removed.
5. At the time of starting, check whether the condition of conveyor is good, and trash on the conveyor must be removed.
6. The mobile loading/unloading conveyor is operated within 30 kg/m. Not to exceed capacity.
7. In the process of running, prevent the conveyor from unexpected reversing.
8. At the time of dip conveying on the incline conveyor section, prevent goods from sliding and falling due to their round bottom.
9. When the incline conveyor section is raised, adding heavy cargo is prohibited.
10. When the mobile loading/unloading conveyor is put into operation, dust and rain are prevented. Goods on the conveyor must be removed prior to stopping.

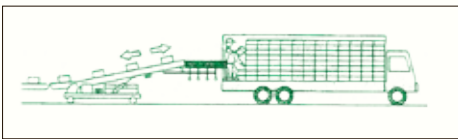
## Operating Technique:




Incline Operating



Horizontal Operating



Completion



## LOGISTICS MART CO.,LTD.

59/1 Moo 9 Bangwua, Bangpakong, Chachengsao 24180 Thailand.

Tel : +66-2-751-1466 Fax : +66-2-751-1561

Mobile : Mr.Suradit 081-684-1062 E-mail : suradit@suteegroup.com

Mobile : Mr.Kumphon 081-917-1057 E-mail : kumphon@suteegroup.com

E-mail : sales\_lgm@suteegroup.com ID line : logisticsmart