


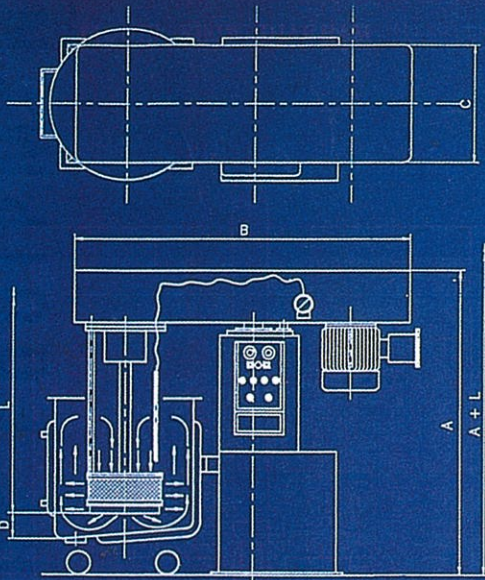
BASKET MILL

A HIGHLY VERSATILE EQUIPMENT



CONSISTS OF

THE EQUIPMENT



- Main frame with explosion-proof motor & local control switches
- Control panel (enclosed type), inverter speed control for models SS-10 and above
- Jacketed tank specially-constructed, inner surface of stainless steel and pocketless valve
- Hydraulic power pack (built-in)
- Basket
- Temperature control

APPLICATION

This advanced equipment is used for the grinding of paste in the industries of:

- Chemicals
- Food
- Cosmetics
- Paint
- Ink
- Ceramics

Model	A	B	C	D	L	A+L
SS-L	451	431	176	25	200	651
SS-3	1270	1621	472	30	510	1780
SS-10	1990	1972	662	50	950	2940
SS-20	1990	2492	622	50	950	2940
SS-40	2190	2667	662	50	1050	3140

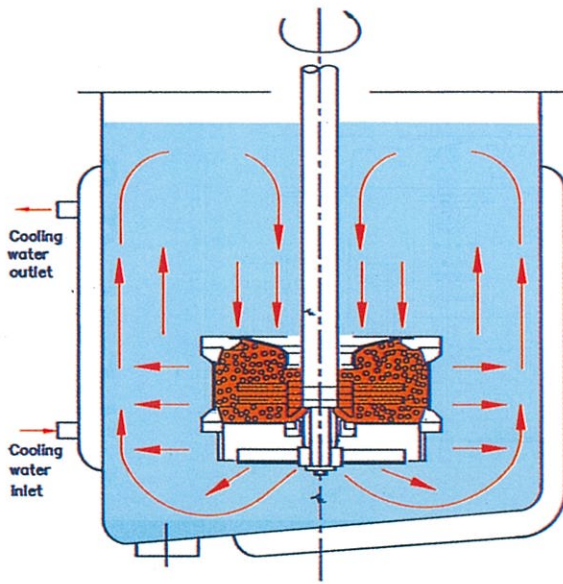
Model	Mill Base Cap (ℓ)	Standard Vessel		Motor (kw)		Speed (r.p.m.)	Weight (kg)
		Total Capacity (ℓ)	Dimensions Ø x H	Main	Hyd. Pump		
SS-L	1.0	1.4	130X150	0.09(1ø.220V)	×1	0-3600	50
SS-3	15~25	30	312X400	2.2	0.4	0-2200	400
SS-10	100~200	250	650X800	7.5	0.4	0-700	1400
SS-20	200~400	500	900X800	15	0.75	0-600	1600
SS-40	400~800	1000	1250X1000	30	0.75	0-600	1800

COMPARATIVE GRANULAR-MEASUREMENT TABLE

MESH	MILS	MICRONS	HEG
140	4.00	100.00	0
	3.50	87.50	1
200	3.00	75.00	2
	2.50	62.50	3
325	2.00	50.00	4
	1.50	37.50	5
400	1.00	25.00	6
	0.50	12.00	7
	0.25	6.25	7.5
	0.00	0.00	8

THE OPERATION

LIQUID FLOW DIAGRAM



The product after premixing in the same jacketed tank is positioned at the main frame.

Adjust the thermometer to the maximum temperature allowed. Should the temperature exceed or reach the maximum the motor will stop and the buzzer will sound.

The equipment can be operated on the auto or manual basis. If it is on the auto basis, adjust the timer dial to the length required for grinding and the equipment will stop operation accordingly.

The basket is lowered into the tank just below the mill base (approximately 50mm from the surface), allowing the mill base to flow into the basket.

Start operation at a low speed (about 100 rpm).

The paddle at the bottom of the basket starts rotating, pushing the mill base upward at the same time and causing the mill base to be sucked in from the top and out from the sides and the bottom.

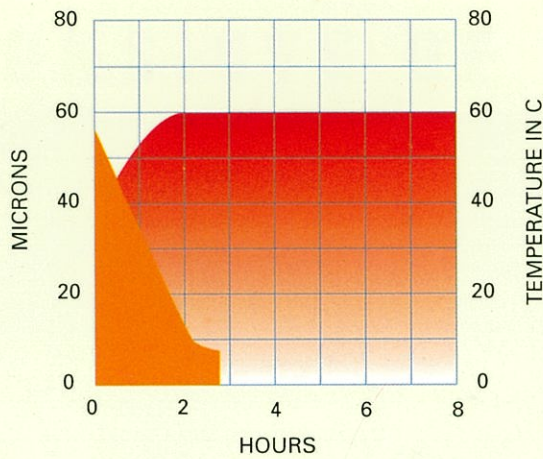
Simultaneously the dispersing disc inside the basket rotate and agitate the glass beads to create grinding effect on the mill base.

Lower the basket gradually and increase the speed of the motor till a vortex is obtained. Stop the motor once the required fineness is achieved.



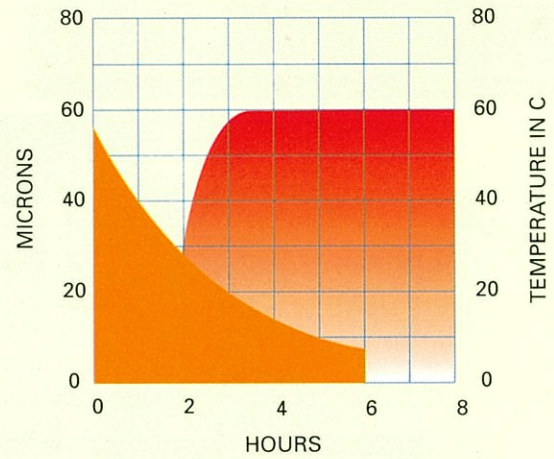
PERFORMANCE CHART

PRINTEX V BLACK



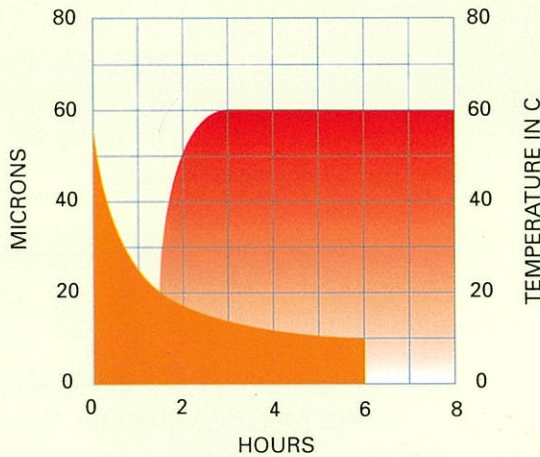
MILL BASE	
RESIN OIL	60%
PRINTEX V	24%
SOLVENT	16%
	<u>100%</u>

PHTHALO BLUE



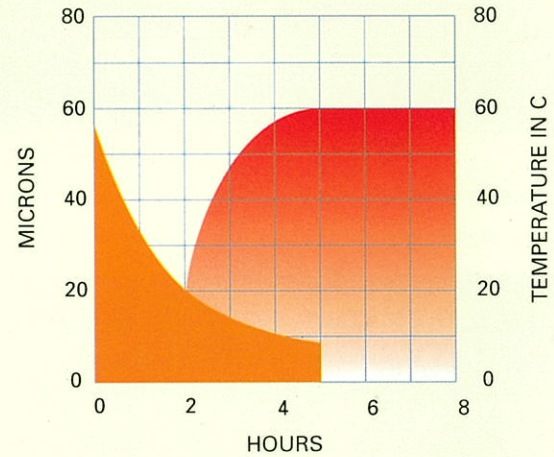
MILL BASE	
RESIN OIL	45%
PIGMENT: BLUE 820 EPXL	20%
SOLVENT	35%
	<u>100%</u>

BLACK FW-2V



MILL BASE	
RESIN OIL	60%
PIGMENT: FW-2V	12%
SOLVENT	28%
	<u>100%</u>

YELLOW



MILL BASE	
RESIN OIL	35%
PIGMENT: B36 YELLOW	60%
SOLVENT	5%
	<u>100%</u>

PERFORMANCE

- High product yield rate
- Low energy consumption
- High & low viscosity mill base
- One tank operation
- Large & small batch sizes
- Simple operation & almost maintenance free
- Easy cleaning for multicolour operation



NISMIX MACHINERY & DISTRIBUTION

7 Kian Teck Ave Singapore 628897 Tel: (65) 6262 2213 Fax: (65) 6262 2210
 Email: nismix@singnet.com.sg Website: www.nismix.com

