

STANDARD ITEMS

DISPLAY UNIT

SUD-1800



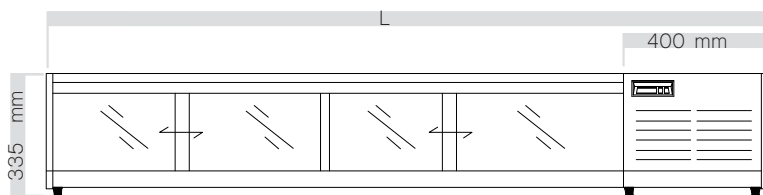
Contemporary elegant showcase, with soft design blending stainless steel with curved glass.

SUD SERIES Sushi Display Showcase Unit

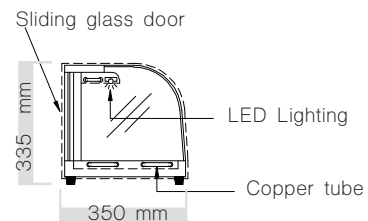
STANDARD FEATURES

Features	Attractive, contemporary Sushi Showcase with curved front glass for soft look blending in with surrounding room decor. Rear sliding glass doors to access product. Stainless steel with LED light.
System & Control	Self-contained system mounted on either side of your choice, with optional remote condensing unit. System tuned for low noise to blend into ambient surrounding with efficient flow through ventilation. Refrigerated copper line run under perforated bottom plate to chill display food with static cooling to minimize product drying. Microprocessor controller, accurately maintain temperature at optimum 2°C to 5°C.
Body, Finishing & Glass	Stainless steel body and frame with high density Foam-in-place Polyurethane insulated bottom. Warm LED lighting to enhance product color. Single pane curve front glass with rear sliding glass door. Requires external drain for defrosted and cabinet cleaning.
Optional extra*	Remote condensing unit.

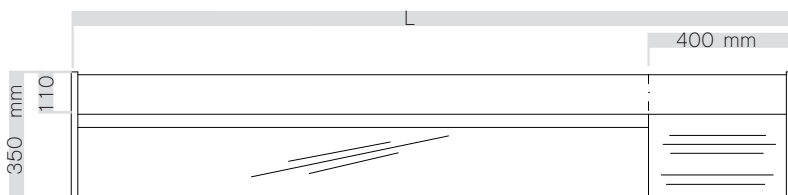
TECHNICAL DATA	REFRIGERATED MODELS		
MODEL NUMBER	SUD-1200	SUD-1500	SUD-1800
Dimension – L x D x H (mm.)	1200 x 350 x 335	1500 x 350 x 335	1800 x 350 x 33
Temperature range	2 °C to 5 °C		
Refrigerant	R-134 a		
Door	Sliding clear glass		
Power supply	220-240 V / 50 Hz / 1 Ph. (60 Hz models are available.)		



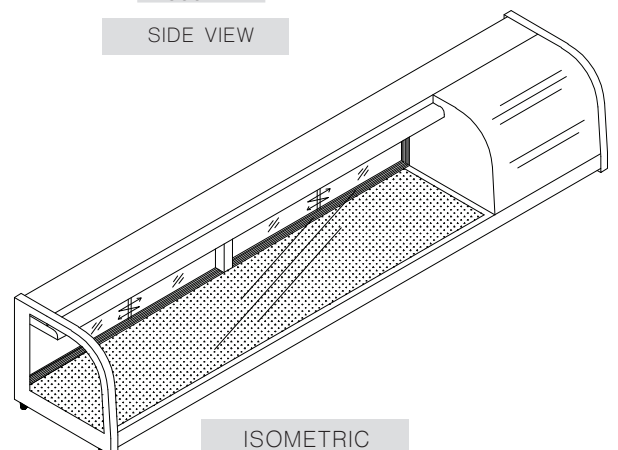
BACK VIEW



SIDE VIEW



TOP VIEW



ISOMETRIC