

# DIM SUM STEAMER



## Features



**A** Built in rice roll pan  
Built in double rice roll pan for easy  
and massive steaming.



**B** Steam distributor  
It allows steam to spread in all  
direction and have even  
heat distribution

- ▶ **Front of house profile is available**
  - Low backsplash with louver panel
  - Deck mounted faucet

## Accessories (p.24)

- ▶ 7 Hole plate with S/S tray Stand
- ▶ Full Set dimsum Tray
- ▶ Rice roll adaptor
- ▶ 5" heavy duty caster
- ▶ Other export models are available   

## Custom solutions (p.4)

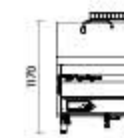
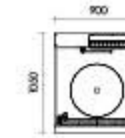
- ▶ Cantilever version
- ▶ Front of house profile
- ▶ Drop-in / Slot-in

# SPECIFICATIONS

## Environmental Steamer

### Single Unit

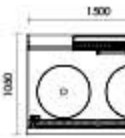
#### ECS-1C



Dimension	900 x 1050 x (810 + 360) mm H
Fuel	NG: DN20 ; LPG: DN20 ; TG: DN25
Water Inlet / Drainage	DN15 / DN40
Burner Ratings	42kW
Voltage	220V/SPN/50Hz ; 25W
Capacity	70 baskets of Dim Sum at maximum per time

### Double Unit

#### ECS-2C

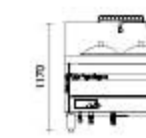
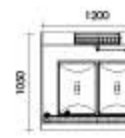


Dimension	1500 x 1050 x (810 + 360) mm H
Fuel	NG: DN20 ; LPG: DN20 ; TG: DN25
Water Inlet / Drainage	DN15 / DN40
Burner Ratings	56kW
Voltage	220V/SPN/50Hz ; 25W
Capacity	140 baskets of Dim Sum at maximum per time

## Environmental Rice Roll Steamer

### Double Unit

#### ERS-2C



Dimension	1200 x 1050 x (810 + 360) mm H
Fuel	NG: DN20 ; LPG: DN20 ; TG: DN25
Water Inlet / Drainage	DN15 / DN40
Burner Ratings	42kW
Voltage	220V/SPN/50Hz ; 25W
Capacity	Double rice roll tray for mass production

\* All Specifications are subjected to change without prior notice.