

Applications

- Flow control and measuring.
- Water treatment and regeneration.
- Water distribution.
- Chemical industry.
- Filtration systems.
- Swimming pools & Spas.
- Liquid delivery systems.

Specifications

Accuracy : ±5%

Tube material : PSU (Polysulfone)

Float material : PP

Guide rod material : SS316

O-Ring : VITON , Option : EPDM


Working pressure : 10 bar

Working temperature : 60°C

End connection : Socket, female, Flange

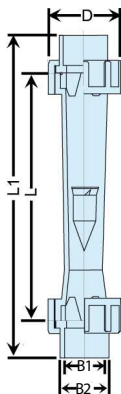
Option : Lower / Upper limit switch

Model	Water flow range		Socket	Female Thread	Flange
	GPM	LPM			
Z-5615	0.25-2.5	1-10	DN15 Sch.80 UPVC Pipe Thai Pipe	½" BSP ½" NPT	½" ANSI / JIS
	0.5-5	2-20			
	0.7-7	2.5-25			
	--	3-30			
	--	6-60			
Z-2625	1-10	4-40	DN25 Sch.80 UPVC Pipe Thai Pipe	¾" BSP ¾" NPT	¾" ANSI / JIS
	1.2-12	5-50			
	1.5-15	6-60			
	--	8-80			
Z-5632	1.5-15	6-60	DN32 Sch.80 UPVC Pipe Thai Pipe	1" BSP 1" NPT	1" ANSI / JIS
	1.8-18	7-70			
	2-20	8-80			
Z-5650	2.5-25	10-100	DN50 Sch.80 UPVC Pipe Thai Pipe	2" BSP 2" NPT	2" ANSI / JIS 1 ½" ANSI / JIS
	5-50	20-200			
	7-70	25-250			
	8-80	30-300			
	--	50-500			
	--	80-800			

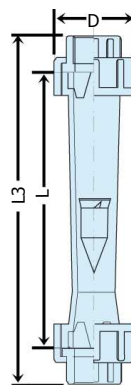


Z-560 Series Dimensions (mm)


Model	L	L1 (socket)	L3 (female)	D	B2	B1			
						DIN	JIS	ANSI Sch.80	THAI pipe (PVC13.5)
Z-5615	170	217	180	50	26	20	22	21.34	22±0.15
Z-5625	199	255	254	59	39	32	32	33.40	34±0.15
Z-5632	249	310	315	72	49	40	38	42.16	42±0.15
Z-5650	290	375	370	120	73	63	60	60.33	60±0.15



Socket



Female Thread



Flange Type