

FLOW METER SERIES M123 (COMPACT)

SPECIFICATIONS:

Material:	PSU (Polysulfone) and PVC
Range:	0.0066 - 4.4 USGPM
Size:	3/8" - 1"
O-rings:	EPDM standard (Viton optional)
End connectors:	PVC union ends for PVC and PSU models
	Also available in FNPT unions
Float:	PVDF on all models
Head Loss:	3/8" and 1/2" flow meters: 1.81" water column or 0.066 psi
	1/2" flow meters: 3.26" water column or 0.12 psi

FEATURES:

- Rugged and corrosion proof
- May be inserted and removed radially
- Available with special scales for almost all liquids and gasses
- Guide rail for accessories
- Measuring tube labeled with nominal diameter, measuring range and material
- PVDF plastic floats and inserts are standard
- Available in measuring ranges from 1.5-1.000 l/h
- Less space required due to short unit length

Operation:

The type M123 plastic flow meter is based on the well known "suspended float" principle and is used for measuring and monitoring flows in closed pipes. The medium flows upwards through the flowmeter and raises the float. The flow rate can be read off against a scale on the flowmeter body. The indication point corresponds to the largest diameter of the float.

The standard M123 plastic flowmeter is fitted with a scale for water and two limit indicators.



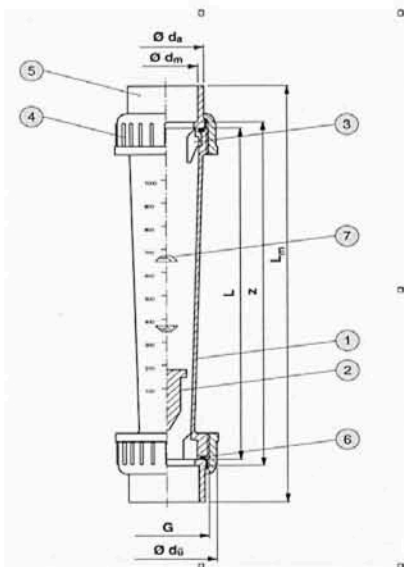
FLOW METER SERIES M 123 (COMPACT)

Dimensions in mm													Weight in kg				
Range	DN	dü	G	L	Solvent sockets			Fusion sockets			Butt fusion			Threaded sockets			PSU
l/h H ₂ O					dm	z	Lm	dm	z	Lm	d	Ls	s	dg	Lg	lg	
1.5-15																	
2.5-25	10	35	3/4"	165	16	171	199	15.5	175	201				3/8"	199	11	0.08
5-50																	
10-100																	
8-80																	
15-150	15	43	1"	185	20	191	223	19.5	195	223	20	293	1.9	1/2"	223	13	0.13
20-200																	
15-150																	
30-300																	
50-500	25	60	1 1/2"	200	32	206	250	31.5	210	246	32	320	3.0	1"	250	17	0.24
100-1000																	

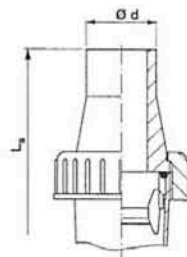
Pressure losses:

Measuring range l/h	1.5-15	2.5-25	5-50	10-100	8-80	15-150	20-200	15-150	30-300	50-500	100-1000
Pressure loss mm Ws	46.0	46.0	46.0	46.0	44.7	44.7	44.7	82.8	82.8	82.8	82.8

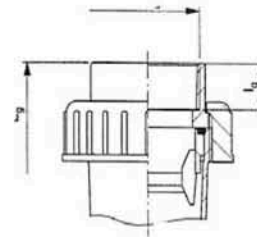
Fittings with solvent cement / fusion sockets



Fittings with butt fusion sockets



Fittings with internal female thread



Parts:

1. Measuring tube
2. Suspended float
3. Insert
4. Union
5. Tube insert
6. O-ring
7. Limit indicator

Process Connection Option :

ANSI SOCKET



THAI PIPE SOCKET

