

THERMODYNE STEAM TRAP

Model: A3N (Thermodynamic disc trap with thermostatic air venting)

Features

Steam jacketed disc trap for long life on mains, tracers, and coils.

1. Inline replaceable module valve seat.
2. Steam jacketing reduces no-load cycling.
3. Quick thermostatic air venting with bimetal ring for fast start-up.
4. Lapped disc provides steam-tight seal without air binding.
5. Built-in screen for trouble-free service.
6. High grade reusable gaskets.
7. Hardened working surfaces for long life.



Specifications

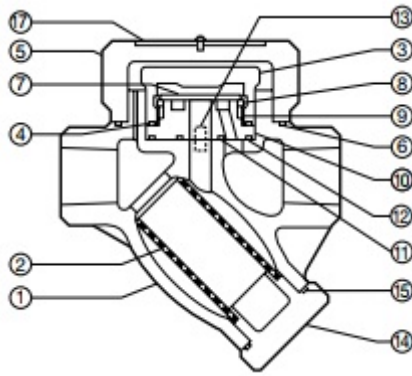
Model	A3N	AF3N
Connection	Screwed	Flanged
Size (mm)	15, 20, 25, 32, 40, 50	
Maximum Operating Pressure (MPaG) PMO	1.6	
Minimum Operating Pressure (MPaG)	0.03	
Maximum Operating Temperature (°C) TMO	220	
Maximum Back Pressure	80% of Inlet Pressure	

PRESSURE SHELL DESIGN CONDITIONS (NOT OPERATING CONDITIONS): 1MPa = 10.197 kg/cm²

Maximum Allowable Pressure (MPaG) PMA: 1.6

Maximum Allowable Temperature (°C) TMA: 220

CAUTION : To avoid abnormal operation, accidents of serious injury, Do Not use this product outside of the specification range. Local regulations may restrict the use of this product to below the conditions quoted.



No.	Description	Materials	JIS	ASTM/AISI*
1	Body (A3N 15-25)	Malleable Cast Iron	FCMB27-05	A47 Gr.32510
	Body (A3N 32-50, AF3N)	Cast Iron	FC250	A126 Cl.B
2 (R)	Screen	Stainless Steel	SUS430	AISI430
3 (R)	Inner Cover (15-25)	Stainless Steel	SUS410F2	AISI410
	Inner Cover (32-50)	Stainless Steel	SUS416	AISI416
4 (R)	Inner Cover Gasket	Fluorine Resin	PTFE	PTFE
5	Outer Cover (15-25)	Malleable Cast Iron	FCMB27-05	A47 Gr.32510
	Outer Cover (32-50)	Cast Iron	FC250	A126 Cl.B
6 (MR)	Outer Cover Gasket	Fluorine Resin	PTFE	PTFE
7(R)	Disc (15-25)	Stainless Steel	SUS420J2	AISI420
	Disc (32-50)	Stainless Steel	SUS420F	AISI420F
8 (R)	Disc Holder Ring	Stainless Steel	SUS420J2	AISI420
9 (R)	Air Vent Ring	Bimetal	-	-
10 (R)	Module Valve Seat	Stainless Steel	SUS420F	AISI420F
11 (R)	Inner Module Gasket	Fluorine Resin	PTFE	PTFE
12 (R)	Outer Module Gasket	Fluorine Resin	PTFE	PTFE
13 (R)	Module Pin	Steel	SUJ2	A485
14	Screen Holder (15-25)	Malleable Cast Iron	FCMB27-05	A47 Gr.32510
	Screen Holder (32-50)	Cast Iron	FC250	A126 Cl.B
15 (MR)	Screen Holder Gasket (15-25)	Fluorine Resin	PTFE	PTFE
	Screen Holder Gasket (32-50)	Copper	CuP	B152
16	Cover Bolt (32-50)**	Carbon Steel	SS400	A307 Gr.B
17	Nameplate	Stainless Steel	SUS304	AISI304

*Equivalent **Shown on reverse

Replacement kits available : (M) maintenance parts, (R) repair parts

Dimensions

A3N Screwed* (mm)

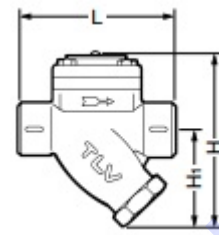
Size	L	H	H1	Weight (kg)
15	98	122	68	1.5
20	104	125	69	1.6
25	112	133	73	1.8
32	175	194	104	7.2
40	180	193	105	7.4
50	195	208	109	8.8

*Rc (PT), other standards available

Size 15-25 mm

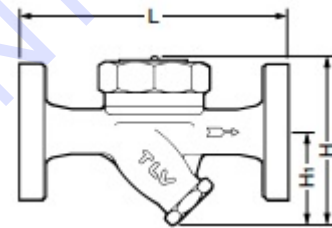


Size 32-50 mm



AF3N Flanged (mm)

Size	L				H	H1	Weight (kg)
	ASME Class						
	125FF	(150RF)	250RF	(300RF)			
(15)	-	175	-	175	120	67	[3.4]
(20)	-	195	-	195	125	71	[5.0]
25	203	215	215	219	131	73	6.0
32	231	245	243	245	194	104	11
40	250	260	262	262	198	106	13
50	257	265	269	269	208	109	14



Configuration of sizes 32-50 flanged is same as sizes 32-50 screwed.

() No ASME standard exists for cast iron; machined to fit steel flanges

Class 125FF can connect to 150RF, 250RF can connect to 300RF

Other standards available, but length and weight may vary

*Weight is for Class 250RF [300RF]