


## Steam Trap

### Thermostatic Type Steam Trap : Model ATB-5, ATB-5F (for Pipeline, Header,etc)

Thermostatic trap ATB-5 is compact structure with triple functions, including trap, bypass and stop valve functions for effective utilization of space and cost reduction.



### Features

- Large discharge amount, suitable for pipe and or large equipment.
- Free installation in vertical, horizontal, lateral style.
- Operate at 10°C below the temperature of saturated steam, prevent discharge of steam and idle operation of valve and contribute to energy saving.
- Size 32-50 mm. valves have removable disc and are highly air tight durable.
- Test valve can be installed on trap directly.

Note:

- 1) Size 32-50 mm. valves must be installed vertical to horizontal pipe.
- 2) Size 32-50 mm. valves start to operate at 15°C below temperature of saturated steam.

### Specifications

Model Name	ATB-5	ATB-5F
Code name	ATB-5	ATB-5F
Type	Thermostatic	Thermostatic
Size	15 20 25 (½" ¾" 1")	15 50 (½" - 2")
Applicable pressure	Max 1.0MPa	Max 1.0MPa
Applicable fluid	Saturated steam	Saturated steam
Fluid temperature	Max 184°C	Max 184°C
End connection	Screwed JIS Rc	Flanged JIS 10KFF
Materials	Body (Cast iron) Disc &Seat (Stainless steel) Cock (Cast bronze) Thermo element (Stainless steel)	
Allowed back pressure	Within 50% of pressure on inlet side (Minimum pressure difference: 0.03 MPa)	
Pressure tightness	Steam: 1.5MPa, Water: 0.5MPa	

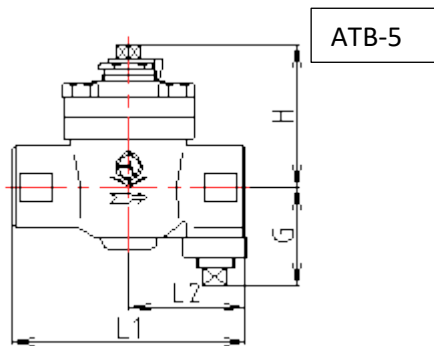
\*Valve cannot be used for super-heated steam line.

**Table for capacity (Max. continual discharge amount)**

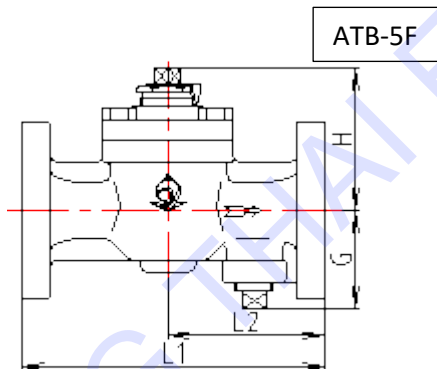
(L/h)

Size	Different pressure (MPa)	0.03	0.05	0.1	0.2	0.3	0.4	0.5	0.6	0.7	0.8	0.9	1.0
15 – 25 (½" – 1")	Water	650	900	1350	1900	2400	2800	3150	3400	3700	3900	4150	4300
	Hot water of saturated steam temperature -20°C	600	800	1150	1700	2100	2400	2700	2950	3150	3300	3450	3550
32 – 50 (1¼" – 2")	Water	1450	1870	2650	3750	4600	5310	5940	6510	7030	7510	7970	8400
	Hot water of saturated steam temperature -25°C	1340	1650	2250	3150	3830	4360	4800	5160	5470	5750	6000	6250

**Dimension**



Size	L1	L2	G	H	Mass (kg)
15	130	65	55	80	3.1
20					
25					



Size	L1	L2	G	H	Mass (kg)
15	170	88	55	80	4.2
20					4.5
25					5.8