


DYNASTY CERAMIC PUBLIC COMPANY LIMITED AND ITS SUBSIDIARIES

STATEMENTS OF FINANCIAL POSITION

AS AT JUNE 30, 2025

(Unit : Thousand Baht)

	Notes	Consolidated		Separate	
		June 30, 2025	December 31, 2024	June 30, 2025	December 31, 2024
		"Unaudited" "Reviewed"	"Audited"	"Unaudited" "Reviewed"	"Audited"
<b>ASSETS</b>					
<b>CURRENT ASSETS</b>					
Cash and cash equivalents		37,582	58,163	27,808	47,482
Trade account and other current receivables - net	3	167,168	165,422	158,697	158,569
Other current receivables - subsidiaries company	2	-	-	1,168	1,015
Inventories - net	4	2,787,667	2,783,258	2,727,487	2,714,802
Other current financial assets		1,064	1,064	1,064	1,064
<b>TOTAL CURRENT ASSETS</b>		<b>2,993,481</b>	<b>3,007,907</b>	<b>2,916,224</b>	<b>2,922,932</b>
<b>NON - CURRENT ASSETS</b>					
Other non-current financial assets		314	314	-	-
Investment in subsidiary	5	-	-	2,544,817	2,544,817
Investment property - net	6	74,676	77,240	74,676	77,240
Property, plant and equipment - net	7	6,437,408	6,475,938	5,445,546	5,442,884
Right-of-use assets	10.1	578,013	577,361	569,568	565,988
Intangible asset - net	8	24,293	24,942	24,293	24,942
Deferred income tax asset		41,862	39,889	-	-
Other non - current assets		14,062	13,814	12,633	12,385
<b>TOTAL NON - CURRENT ASSETS</b>		<b>7,170,628</b>	<b>7,209,498</b>	<b>8,671,533</b>	<b>8,668,256</b>
<b>TOTAL ASSETS</b>		<b>10,164,109</b>	<b>10,217,405</b>	<b>11,587,757</b>	<b>11,591,188</b>



*อลัง*  
สมฤทธิ์ บุญฤทธิ์

*ช*  
ชรินทร์ สุขภิญโญพงศ์

DYNASTY CERAMIC PUBLIC COMPANY LIMITED AND ITS SUBSIDIARIES

STATEMENTS OF FINANCIAL POSITION (CONTINUED)

AS AT JUNE 30, 2025

(Unit : Thousand Baht)

	Notes	Consolidated		Separate	
		June 30, 2025	December 31, 2024	June 30, 2025	December 31, 2024
		"Unaudited" "Reviewed"	"Audited"	"Unaudited" "Reviewed"	"Audited"
<b>LIABILITIES AND SHAREHOLDERS' EQUITY</b>					
<b>CURRENT LIABILITIES</b>					
Short - term loans from financial institutions	9	1,390,000	1,542,000	1,390,000	1,542,000
Trade account and other current payables		742,128	688,570	434,113	418,328
Trade account payables - subsidiaries company	2	-	-	1,998,138	1,908,299
Other current payables - subsidiaries company	2	-	-	339	299
Lease liabilities - current portion	10.2	135,583	129,236	130,450	123,640
Accrued income tax		129,871	117,757	128,423	117,748
<b>TOTAL CURRENT LIABILITIES</b>		<b>2,397,582</b>	<b>2,477,563</b>	<b>4,081,463</b>	<b>4,110,314</b>
<b>NON - CURRENT LIABILITIES</b>					
Unfunded provident fund - non contributory	11	40,248	39,243	-	-
Lease liabilities - net of current portion	10.2	421,567	435,777	418,332	430,004
Non - current provisions for employee benefits		168,146	160,892	65,622	62,486
Deferred income tax liability		27,097	27,183	27,097	27,183
Other non-current liabilities		10,632	9,973	10,632	9,973
<b>TOTAL NON-CURRENT LIABILITIES</b>		<b>667,690</b>	<b>673,068</b>	<b>521,683</b>	<b>529,646</b>
<b>TOTAL LIABILITIES</b>		<b>3,065,272</b>	<b>3,150,631</b>	<b>4,603,146</b>	<b>4,639,960</b>
<b>SHAREHOLDERS' EQUITY</b>					
Share capital - common share at Baht 0.1 par value					
Registered - 9,125,611,266 shares		912,561	912,561	912,561	912,561
Issued and paid - up 9,125,611,266 shares		912,561	912,561	912,561	912,561
Premium on share capital		3,233,498	3,233,498	3,233,498	3,233,498
Other surpluses (deficits)		(1,684,987)	(1,684,987)	-	-
Treasury shares	12	(91,993)	(63,825)	(91,993)	(63,825)
Retained earnings					
Appropriated for legal reserve		91,256	91,256	91,256	91,256
Appropriated treasury shares reserve	12	91,993	63,825	91,993	63,825
Unappropriated		4,501,040	4,468,929	2,747,296	2,713,913
<b>Total Shareholders' equity of the Company</b>		<b>7,053,368</b>	<b>7,021,257</b>	<b>6,984,611</b>	<b>6,951,228</b>
Non-controlling interests		45,469	45,517	-	-
<b>TOTAL SHAREHOLDERS' EQUITY</b>		<b>7,098,837</b>	<b>7,066,774</b>	<b>6,984,611</b>	<b>6,951,228</b>
<b>TOTAL LIABILITIES AND SHAREHOLDERS' EQUITY</b>		<b>10,164,109</b>	<b>10,217,405</b>	<b>11,587,757</b>	<b>11,591,188</b>



*(Signature)*  
สมฤทัย มุญญากาศ

*(Signature)*  
ชนินทร์ ศุภกิจโยธวงศ์

"UNAUDITED"

"REVIEWED"

DYNASTY CERAMIC PUBLIC COMPANY LIMITED AND ITS SUBSIDIARIES  
STATEMENTS OF COMPREHENSIVE INCOME  
FOR THE THREE-MONTH PERIOD ENDED JUNE 30, 2025

(Unit : Thousand Baht)

	Notes	Consolidated		Separate	
		2025	2024	2025	2024
<b>Profit or loss:</b>					
Revenue from sales	14	1,574,110	1,764,514	1,574,110	1,764,514
Costs of sales	14	(928,257)	(1,063,350)	(938,463)	(1,082,747)
<b>Gross profit margin</b>		<b>645,853</b>	<b>701,164</b>	<b>635,647</b>	<b>681,767</b>
Other income	14	14,570	15,920	18,122	19,036
Distribution costs		(151,561)	(165,639)	(151,561)	(165,639)
Administrative expenses		(215,014)	(208,008)	(205,064)	(198,450)
Finance costs	14	(6,539)	(5,960)	(5,718)	(5,100)
<b>Profit (loss) before income tax</b>		<b>287,309</b>	<b>337,477</b>	<b>291,426</b>	<b>331,614</b>
Income tax expenses		(57,811)	(67,223)	(58,708)	(66,279)
<b>Profit (loss) for the period</b>		<b>229,498</b>	<b>270,254</b>	<b>232,718</b>	<b>265,335</b>
<b>Other comprehensive income:</b>					
<b>Components of other comprehensive income that will not be reclassified to profit or loss</b>					
Profit (loss) from actuarial estimates for defined benefit plans		-	2,784	-	1,472
Income tax on items that will not be reclassified to profit or loss subsequently		-	(557)	-	(294)
<b>Other comprehensive income for the period, net of tax</b>		<b>-</b>	<b>2,227</b>	<b>-</b>	<b>1,178</b>
<b>Total comprehensive income for the period</b>		<b>229,498</b>	<b>272,481</b>	<b>232,718</b>	<b>266,513</b>
<b>Profit (loss) attributable to:</b>					
Owner of the Company		229,580	270,140	232,718	265,335
Non-controlling interests		(82)	114	-	-
		<b>229,498</b>	<b>270,254</b>	<b>232,718</b>	<b>265,335</b>
<b>Total comprehensive income attributable to:</b>					
Owner of the Company		229,580	272,344	232,718	266,513
Non-controlling interests		(82)	137	-	-
		<b>229,498</b>	<b>272,481</b>	<b>232,718</b>	<b>266,513</b>
<b>Earnings per Share</b>					
Basic earnings (loss) per share (Baht)		0.025	0.030	0.026	0.029
The number of ordinary shares weighted average (Thousand Shares)		9,075,611	9,125,611	9,075,611	9,125,611



*Oray*  
สมฤทัย มุญญฤทธิ์

*จก*  
ชรินทร์ ศุภกิจญไญพงศ์

The condensed notes to the interim financial information are an integral part of this interim financial information.

"UNAUDITED"

"REVIEWED"

DYNASTY CERAMIC PUBLIC COMPANY LIMITED AND ITS SUBSIDIARIES  
 STATEMENTS OF COMPREHENSIVE INCOME (CONTINUED)  
 FOR THE SIX-MONTH PERIOD ENDED JUNE 30, 2025

(Unit : Thousand Baht)

	Notes	Consolidated		Separate	
		2025	2024	2025	2024
<b>Profit or loss:</b>					
Revenue from sales	14	3,423,810	3,782,771	3,423,810	3,782,771
Costs of sales	14	(2,047,282)	(2,295,753)	(2,070,486)	(2,339,089)
<b>Gross profit margin</b>		<b>1,376,528</b>	<b>1,487,018</b>	<b>1,353,324</b>	<b>1,443,682</b>
Other income	14	30,010	32,054	36,658	38,507
Distribution costs		(329,339)	(339,084)	(329,339)	(339,084)
Administrative expenses		(419,693)	(402,551)	(402,961)	(386,109)
Finance costs	14	(14,030)	(13,903)	(12,384)	(12,179)
<b>Profit (loss) before income tax</b>		<b>643,476</b>	<b>763,534</b>	<b>645,298</b>	<b>744,817</b>
Income tax expenses		(129,465)	(152,429)	(129,967)	(149,074)
<b>Profit (loss) for the period</b>		<b>514,011</b>	<b>611,105</b>	<b>515,331</b>	<b>595,743</b>
<b>Other comprehensive income:</b>					
<b>Components of other comprehensive income that will not be reclassified to profit or loss</b>					
Profit (loss) from actuarial estimates for defined benefit plans		-	1,645	-	4,795
Income tax on items that will not be reclassified to profit or loss subsequently		-	(329)	-	(959)
<b>Other comprehensive income for the period, net of tax</b>		<b>-</b>	<b>1,316</b>	<b>-</b>	<b>3,836</b>
<b>Total comprehensive income for the period</b>		<b>514,011</b>	<b>612,421</b>	<b>515,331</b>	<b>599,579</b>
<b>Profit (loss) attributable to:</b>					
Owner of the Company		514,059	610,760	515,331	595,743
Non-controlling interests		(48)	345	-	-
		<b>514,011</b>	<b>611,105</b>	<b>515,331</b>	<b>595,743</b>
<b>Total comprehensive income attributable to:</b>					
Owner of the Company		514,059	612,121	515,331	599,579
Non-controlling interests		(48)	300	-	-
		<b>514,011</b>	<b>612,421</b>	<b>515,331</b>	<b>599,579</b>
<b>Earnings per Share</b>					
Basic earnings (loss) per share (Baht)		0.057	0.067	0.057	0.065
The number of ordinary shares weighted average (Thousand Shares)		9,075,799	9,125,611	9,075,799	9,125,611



สมฤทัย บุญฤทธิ

ชรินทร์ สุภกิจญ โสภพงค์

The condensed notes to the interim financial information are an integral part of this interim financial information.


"UNAUDITED"

"REVIEWED"

**DYNASTY CERAMIC PUBLIC COMPANY LIMITED AND ITS SUBSIDIARIES**  
**STATEMENTS OF CASH FLOWS**  
**FOR THE SIX-MONTH PERIOD ENDED JUNE 30, 2025**

(Unit : Thousand Baht)

	Consolidated		Separate	
	2025	2024	2025	2024
<b>Cash Flows From Operating Activities</b>				
Profit (loss) before income tax	643,476	763,534	645,298	744,817
Adjustments to reconcile profit before income tax to net cash provided from (used in) operating activities:				
Depreciation and amortization	287,600	293,596	223,165	223,608
Allowance for doubtful accounts (Reversal of)	718	(170)	718	-
Reversal of allowance for decline value	(3)	(1)	-	-
Loss (gain) from disposal of fixed assets	638	(711)	531	(460)
Unrealized loss (gain) on exchange rate	139	(15)	34	(9)
Dividends income	(79)	(63)	-	-
Interest income	(132)	(207)	(102)	(168)
Interest expense	14,030	13,903	12,384	12,179
Provision for unfunded provident fund	1,015	1,019	-	-
employee benefits expenses	4,619	4,868	2,101	2,202
Profit from operating activities before changes in operating assets and liabilities	952,021	1,075,753	884,129	982,169
Decrease (increase) in operating assets :				
Decrease (increase) in trade account and other current receivables	(2,464)	(41,367)	(845)	(39,808)
Decrease (increase) in other current receivables - subsidiaries company	-	-	(153)	(455)
Decrease (increase) in inventories	(4,405)	104,871	(12,685)	119,153
Decrease (increase) in other non - current assets	(248)	(207)	(248)	(207)
Increase (decrease) in operating liabilities:				
Increase (decrease) in trade account and other current payables	53,566	55,478	15,938	44,364
Increase (decrease) in trade account payables - subsidiaries company	-	-	89,839	71,778
Increase (decrease) in unfunded provident fund - non contributory	(10)	(135)	-	-
Increase (decrease) in other non-current liabilities	660	1,553	660	1,553
<b>Net Cash Flows Provided from Operations</b>	<b>999,120</b>	<b>1,195,946</b>	<b>976,635</b>	<b>1,178,547</b>
Income tax paid	(119,410)	(135,479)	(119,379)	(134,914)
<b>Net Cash Flows Provided from Operating Activities</b>	<b>879,710</b>	<b>1,060,467</b>	<b>857,256</b>	<b>1,043,633</b>



*(Signature)*  
**สมฤทัย บุญฤทธิ**

*(Signature)*  
**ชรินทร์ ศุภกิจโยพงษ์**

"UNAUDITED"  
"REVIEWED"

DYNASTY CERAMIC PUBLIC COMPANY LIMITED AND ITS SUBSIDIARIES  
STATEMENTS OF CASH FLOWS (CONTINUED)  
FOR THE SIX-MONTH PERIOD ENDED JUNE 30, 2025


(Unit : Thousand Baht)

	Consolidated		Separate	
	2025	2024	2025	2024
<b>Cash Flows from Investing Activities</b>				
Acquisitions of assets	(168,817)	(232,847)	(148,394)	(218,417)
Acquisitions of intangible assets	(3,609)	(11,987)	(3,609)	(11,987)
Cash received from proceed from disposal of fixed assets	36	705	36	238
Cash received from interest income	132	207	102	168
Dividends income	79	63	-	-
<b>Net Cash Flows Used in Investing Activities</b>	<b>(172,179)</b>	<b>(243,859)</b>	<b>(151,865)</b>	<b>(229,998)</b>
<b>Cash Flows from Financing Activities</b>				
Increase in short - term loans from financial institutions	16,996,000	11,793,050	16,996,000	11,793,050
Repayment for short - term loans from financial institutions	(17,148,000)	(12,233,050)	(17,148,000)	(12,233,050)
Interest payment	(11,542)	(11,443)	(11,497)	(11,365)
Dividend paid	(453,780)	(292,020)	(453,780)	(292,020)
Cash paid for lease liabilities	(82,622)	(83,751)	(79,620)	(80,364)
Cash paid for treasury shares	(28,168)	-	(28,168)	-
<b>Net Cash Flows Used in Financing Activities</b>	<b>(728,112)</b>	<b>(827,214)</b>	<b>(725,065)</b>	<b>(823,749)</b>
<b>NET INCREASE (DECREASE) IN CASH AND CASH EQUIVALENTS</b>	<b>(20,581)</b>	<b>(10,606)</b>	<b>(19,674)</b>	<b>(10,114)</b>
<b>CASH AND CASH EQUIVALENTS AT BEGINNING OF PERIOD</b>	<b>58,163</b>	<b>87,385</b>	<b>47,482</b>	<b>76,588</b>
<b>CASH AND CASH EQUIVALENTS AT END OF PERIOD</b>	<b>37,582</b>	<b>76,779</b>	<b>27,808</b>	<b>66,474</b>

**Supplemental cash flow information:**

Non-cash items :

Lease liabilities	80,415	28,969	80,415	28,969
-------------------	--------	--------	--------	--------



*Signature*  
สมฤทธิ์ บุญฤทธิ์

*Signature*  
ชนินทร์ ศุภกิจโยธวงศ์