


DYNASTY CERAMIC PUBLIC COMPANY LIMITED AND ITS SUBSIDIARIES

STATEMENTS OF FINANCIAL POSITION

AS AT MARCH 31, 2024

(Unit : Thousand Baht)

	Notes	Consolidated		Separate	
		March 31, 2024	December 31, 2023	March 31, 2024	December 31, 2023
		"Unaudited"	"Audited"	"Unaudited"	"Audited"
		"Reviewed"		"Reviewed"	
ASSETS					
CURRENT ASSETS					
Cash and cash equivalents		76,177	87,385	53,150	76,588
Trade account and other current receivables - net	3	187,094	144,143	176,744	135,917
Other current receivables - subsidiaries company	2	-	-	5,117	1,360
Inventories - net	4	2,616,174	2,741,142	2,551,065	2,692,185
Other current financial assets		1,064	1,064	1,064	1,064
Non - current assets classified as held for sale		-	8,693	-	8,693
TOTAL CURRENT ASSETS		2,880,509	2,982,427	2,787,140	2,915,807
NON - CURRENT ASSETS					
Other non-current financial assets		314	314	-	-
Investment in subsidiary	5	-	-	2,544,817	2,544,817
Investment property - net	6	81,309	82,715	81,309	82,715
Property, plant and equipment - net	7	6,291,925	6,258,921	5,224,780	5,162,791
Right-of-use assets	10.1	624,288	656,333	607,848	638,215
Intangible asset - net	8	22,078	21,258	22,078	21,258
Deferred income tax asset		42,871	43,666	-	-
Other non - current assets		14,744	14,496	13,314	13,066
TOTAL NON- CURRENT ASSETS		7,077,529	7,077,703	8,494,146	8,462,862
TOTAL ASSETS		9,958,038	10,060,130	11,281,286	11,378,669



ชวินทร์ ศุภกิจวิญญพงศ์

สมฤทัย บุญฤกษ์


DYNASTY CERAMIC PUBLIC COMPANY LIMITED AND ITS SUBSIDIARIES

STATEMENTS OF FINANCIAL POSITION (CONTINUED)

AS AT MARCH 31, 2024

(Unit : Thousand Baht)

	Notes	Consolidated		Separate	
		March 31, 2024	December 31, 2023	March 31, 2024	December 31, 2024
		"Unaudited"	"Audited"	"Unaudited"	"Audited"
		"Reviewed"		"Reviewed"	
LIABILITIES AND SHAREHOLDERS' EQUITY					
CURRENT LIABILITIES					
Short - term loans from financial institutions	9	1,050,000	1,590,000	1,050,000	1,590,000
Trade account and other current payables		916,669	763,504	589,235	445,458
Trade account payables - subsidiaries company	2	-	-	1,913,344	1,888,118
Other current payables - subsidiaries company	2	-	-	1,986	219
Lease liabilities - current portion	10.2	133,399	139,302	126,589	132,508
Accrued income tax		217,053	134,077	215,787	133,534
TOTAL CURRENT LIABILITIES		2,317,121	2,626,883	3,896,941	4,189,837
NON - CURRENT LIABILITIES					
Unfunded provident fund - non contributory	11	39,951	39,576	-	-
Lease liabilities - net of current portion	10.2	480,391	509,153	470,731	497,784
Non - current provisions for employee benefits		173,113	168,180	68,518	70,202
Deferred income tax liability		26,977	26,535	26,977	26,535
Other non-current liabilities		8,390	8,141	8,390	8,141
TOTAL NON-CURRENT LIABILITIES		728,822	751,585	574,616	602,662
TOTAL LIABILITIES		3,045,943	3,378,468	4,471,557	4,792,499
SHAREHOLDERS' EQUITY					
Share capital - common share at Baht 0.1 par value					
Registered - 9,125,611,266 shares		912,561	912,561	912,561	912,561
Issued and paid - up 9,125,611,266 shares		912,561	912,561	912,561	912,561
Premium on share capital		3,233,498	3,233,498	3,233,498	3,233,498
Retained earnings					
Appropriated for legal reserve		91,256	91,256	91,256	91,256
Unappropriated		4,314,490	4,084,220	2,572,414	2,348,855
Other components of equity		(1,684,986)	(1,684,986)	-	-
Total Shareholders' equity of the Company		6,866,819	6,636,549	6,809,729	6,586,170
Non-controlling interests		45,276	45,113	-	-
TOTAL SHAREHOLDERS' EQUITY		6,912,095	6,681,662	6,809,729	6,586,170
TOTAL LIABILITIES AND SHAREHOLDERS' EQUITY		9,958,038	10,060,130	11,281,286	11,378,669



The condensed notes to the interim financial information are an integral part of this interim financial information.

ธนินทร์ สุภดิญญไพฑูริย์

สมฤทัย บุญฤกษ์

"UNAUDITED"

"REVIEWED"

DYNASTY CERAMIC PUBLIC COMPANY LIMITED AND ITS SUBSIDIARIES

STATEMENTS OF COMPREHENSIVE INCOME

FOR THE THREE-MONTH PERIOD ENDED MARCH 31, 2024

(Unit : Thousand Baht)

	Notes	Consolidated		Separate	
		2024	2023	2024	2023
Profit or loss:					
Revenue from sales	13	2,018,257	2,214,763	2,018,257	2,214,763
Costs of sales	13	(1,232,403)	(1,388,748)	(1,256,342)	(1,420,081)
Gross profit margin		785,854	826,015	761,915	794,682
Other income	13	16,134	13,417	19,471	16,754
Distribution costs		(173,445)	(204,600)	(173,445)	(204,600)
Administrative expenses		(194,543)	(202,546)	(187,659)	(194,945)
Finance costs	13	(7,943)	(7,321)	(7,079)	(6,925)
Profit (loss) before income tax		426,057	424,965	413,203	404,966
Income tax expenses		(85,206)	(85,133)	(82,795)	(80,619)
Profit (loss) for the period		340,851	339,832	330,408	324,347
Other comprehensive income:					
Other comprehensive income for the period		(911)	-	2,658	-
Total comprehensive income for the period		339,940	339,832	333,066	324,347
Profit (loss) attributable to:					
Owner of the Company		340,620	339,610	330,408	324,347
Non-controlling interests		231	222	-	-
		340,851	339,832	330,408	324,347
Total comprehensive income attributable to:					
Owner of the Company		339,777	339,610	333,066	324,347
Non-controlling interests		163	222	-	-
		339,940	339,832	333,066	324,347
Earnings per Share					
Basic earnings (loss) per share (Baht)		0.037	0.037	0.036	0.036
The number of ordinary shares weighted average (Thousand Shares)		9,125,611	9,125,611	9,125,611	9,125,611



ธนินทร์ สุภักฎ์ไพฑูริย์พงศ์

สมฤทัย บุญฤกษ์

The condensed notes to the interim financial information are an integral part of this interim financial information.

"UNAUDITED"

"REVIEWED"

DYNASTY CERAMIC PUBLIC COMPANY LIMITED AND ITS SUBSIDIARIES
 STATEMENTS OF CASH FLOWS
 FOR THE THREE-MONTH PERIOD ENDED MARCH 31, 2024

(Unit : Thousand Baht)

	Consolidated		Separate	
	2024	2023	2024	2023
Cash Flows From Operating Activities				
Profit (loss) before income tax	426,057	424,965	413,203	404,966
Adjustments to reconcile profit before income tax to net cash provided from (used in) operating activities:				
Decrease (increase) in trade account and other current receivables	(42,781)	(45,227)	(40,827)	(41,411)
Decrease (increase) in other current receivables - subsidiaries company	-	-	(3,756)	7,220
Decrease (increase) in inventories	124,968	103,798	141,121	116,041
Decrease (increase) in other non - current assets	(248)	969	(248)	969
Increase (decrease) in trade account and other current payables	43,935	174,828	36,304	118,219
Increase (decrease) in trade account payables - subsidiaries company	-	-	25,226	86,540
Increase (decrease) in unfunded provident fund - non contributory	(135)	(8,835)	-	-
Increase (decrease) in other non-current liabilities	249	(142)	249	(142)
Depreciation and amortization	146,841	148,076	111,562	107,344
Allowance for doubtful accounts (Reversal of)	(170)	(3)	-	-
Reversal of allowance for decline value	-	(175)	-	-
Loss (gain) from disposal of fixed assets	(544)	(83)	(293)	(83)
Unrealized loss (gain) on exchange rate	37	133	47	23
Interest income	(2)	(1)	(2)	-
Interest expense	7,943	7,322	7,079	6,925
Provision for unfunded provident fund	510	533	-	-
Provision for employee benefits obligation	2,434	2,353	1,101	1,107
Total adjustments to reconcile profit(loss) before income tax	283,037	383,546	277,563	402,752
Net Cash Flows Provided from Operations	709,094	808,511	690,766	807,718
Income tax paid	(765)	(950)	(765)	(950)
Cash paid for employee benefits	-	-	-	-
Net Cash Flows Provided from Operating Activities	708,329	807,561	690,001	806,768



(Signature)
ชินันท์ ศุภกัญญาพงษ์

(Signature)
ณนฤทัย บุญจาทย์

The condensed notes to the interim financial information are an integral part of this interim financial information.

"UNAUDITED"

"REVIEWED"

DYNASTY CERAMIC PUBLIC COMPANY LIMITED AND ITS SUBSIDIARIES

STATEMENTS OF CASH FLOWS (CONTINUED)

FOR THE THREE-MONTH PERIOD ENDED MARCH 31, 2024


(Unit : Thousand Baht)

	Consolidated		Separate	
	2024	2023	2024	2023
Cash Flows from Investing Activities				
Acquisitions of assets	(129,067)	(422,984)	(124,234)	(417,626)
Acquisitions of intangible assets	(2,627)	(11,917)	(2,627)	(11,917)
Cash received from proceed from disposal of fixed assets	601	147	133	147
Cash received from interest income	2	1	2	-
Net Cash Flows Used in Investing Activities	(131,091)	(434,753)	(126,726)	(429,396)
Cash Flows from Financing Activities				
Increase in short - term loans from financial institutions	4,810,050	1,985,000	4,810,050	1,985,000
Repayment for short - term loans from financial institutions	(5,350,050)	(2,290,000)	(5,350,050)	(2,290,000)
Interest payment	(6,897)	(6,844)	(6,856)	(6,781)
Cash paid for lease liabilities	(41,549)	(37,747)	(39,857)	(36,048)
Net Cash Flows Used in Financing Activities	(588,446)	(349,591)	(586,713)	(347,829)
NET INCREASE (DECREASE) IN CASH AND CASH EQUIVALENTS	(11,208)	23,217	(23,438)	29,543
CASH AND CASH EQUIVALENTS AT BEGINNING OF PERIOD	87,385	39,884	76,588	22,910
CASH AND CASH EQUIVALENTS AT END OF PERIOD	76,177	63,101	53,150	52,453

Supplemental cash flow information:

Non-cash items :

Lease liabilities	1,193	95,777	7,193	89,792
-------------------	-------	--------	-------	--------




ธนินทร์ ศุภกิจฤดี


สมฤทธิชัย บุญฤทธิ