

บริษัท ไดนาสตี เซรามิค จำกัด (มหาชน)

DYNASTY CERAMIC PUBLIC COMPANY LIMITED

37/7 ถนนสุทธิสารวินิจฉัย แขวงสามเสนนอก เขตห้วยขวาง กรุงเทพฯ 10310

37/7 SUTHISARN VINIJCHAI ROAD , SAMSENNOK , HUAYKWANG , BANGKOK 10310 , THAILAND

โทร. 0-2276-9275-81 โทรสาร : 0-2276-0313, 0-2276-0311

http : //www.dynastyceramic.com

Security Symbol:

DCC

Announcement Details

Summary of operating result form (F45)

Company name	DYNASTY CERAMIC PUBLIC COMPANY LIMITED
Quarter	Yearly

(In thousands)

Financial Statement


	Yearly	
Status	Audited	
Ending	31 December	
Year	2024	2023
Profit (loss) attributable to equity holders of the Company *	1,103,565.46	1,182,168.25
EPS (baht)	0.121	0.13

Type of report	Unqualified opinion with an emphasis of matters /Others
----------------	---

*For consolidated financial statements

Please review financial statement (Full Version) before making investment decision

"The company hereby certifies that the information above is correct and complete. In addition, the company has already reported and disseminated its financial statements in full via the SET Electronic Listed Company Information Disclosure (SET Portal)."

Signature 
(Mr.Maruth Saengsastra)
Chief Executive Officer
Authorized Persons to Disclose Information



This announcement was prepared and disseminated by listed company or issuer through the electronic system which is provided for the purpose of dissemination of the information and related documents of listed company or issuer to the Stock Exchange of Thailand only. The Stock Exchange of Thailand has no responsibility for the correctness and completeness of any statements, figures, reports or opinions contained in this announcement, and has no liability for any losses and damages in any cases. In case you have any inquiries or clarification regarding this announcement, please directly contact listed company or issuer who made this announcement.


If you would like to see the full details of this information, please click view "full details" in attached file.

DYNASTY CERAMIC PUBLIC COMPANY LIMITED AND ITS SUBSIDIARIES


STATEMENTS OF FINANCIAL POSITION

AS AT DECEMBER 31, 2024

		(Unit : Baht)			
		Consolidated		Separate	
Notes		December 31, 2024	December 31, 2023	December 31, 2024	December 31, 2023
ASSETS					
CURRENT ASSETS					
Cash and cash equivalents	6	58,163,093	87,385,436	47,482,412	76,587,600
Trade account and other current receivables - net	8	165,422,012	144,143,139	158,569,361	135,917,449
Other current receivables - subsidiaries company	7	-	-	1,014,932	1,360,267
Inventories - net	9	2,783,257,678	2,741,142,184	2,714,801,939	2,692,185,625
Other current financial assets	10	1,063,937	1,063,937	1,063,937	1,063,937
Non - current assets classified as held for sale		-	8,692,526	-	8,692,526
TOTAL CURRENT ASSETS		3,007,906,720	2,982,427,222	2,922,932,581	2,915,807,404
NON - CURRENT ASSETS					
Other non-current financial assets		314,300	314,300	-	-
Investment in subsidiary	11	-	-	2,544,816,517	2,544,816,517
Investment property - net	12	77,240,268	82,715,185	77,240,268	82,715,185
Property, plant and equipment - net	13	6,475,937,878	6,258,920,707	5,442,884,113	5,162,790,997
Right-of-use assets	17.1	577,360,619	656,332,444	565,988,003	638,215,036
Intangible asset - net	14	24,942,237	21,258,235	24,942,235	21,258,233
Deferred income tax asset	23	39,889,109	43,666,347	-	-
Other non - current assets	15	13,814,184	14,495,984	12,384,553	13,066,353
TOTAL NON- CURRENT ASSETS		7,209,498,595	7,077,703,202	8,668,255,689	8,462,862,321
TOTAL ASSETS		10,217,405,315	10,060,130,424	11,591,188,270	11,378,669,725


นาย อนันต์ กองศักดิ์




นายสุกัญญา โล่งกมล

DYNASTY CERAMIC PUBLIC COMPANY LIMITED AND ITS SUBSIDIARIES

STATEMENTS OF FINANCIAL POSITION (CONTINUED)


AS AT DECEMBER 31, 2024

		(Unit : Baht)			
		Consolidated		Separate	
Notes		December 31, 2024	December 31, 2023	December 31, 2024	December 31, 2023
LIABILITIES AND SHAREHOLDERS' EQUITY					
CURRENT LIABILITIES					
Short - term loans from financial institutions	16	1,542,000,000	1,590,000,000	1,542,000,000	1,590,000,000
Trade account and other current payables		688,570,043	763,503,698	418,327,841	445,458,428
Trade account payables - subsidiaries company	7	-	-	1,908,299,063	1,888,117,945
Other current payables - subsidiaries company	7	-	-	299,488	218,540
Lease liabilities - current portion	17.2	129,236,298	139,301,592	123,640,023	132,508,051
Accrued income tax		117,757,267	134,077,383	117,748,027	133,534,184
TOTAL CURRENT LIABILITIES		2,477,563,608	2,626,882,673	4,110,314,442	4,189,837,148
NON - CURRENT LIABILITIES					
Unfunded provident fund - non contributory	18	39,242,822	39,575,729	-	-
Lease liabilities - net of current portion	17.2	435,776,826	509,153,597	430,003,834	497,784,331
Non - current provisions for employee benefits	20	160,891,866	168,180,072	62,485,542	70,201,529
Deferred income tax liability	23	27,183,126	26,535,244	27,183,126	26,535,244
Other non-current liabilities		9,972,507	8,141,227	9,972,507	8,141,227
TOTAL NON-CURRENT LIABILITIES		673,067,147	751,585,869	529,645,009	602,662,331
TOTAL LIABILITIES		3,150,630,755	3,378,468,542	4,639,959,451	4,792,499,479
SHAREHOLDERS' EQUITY					
Share capital - common share at Baht 0.1 par value					
Registered - 9,125,611,266 shares		912,561,127	912,561,127	912,561,127	912,561,127
Issued and paid - up 9,125,611,266 shares		912,561,127	912,561,127	912,561,127	912,561,127
Premium on share capital		3,233,498,174	3,233,498,174	3,233,498,174	3,233,498,174
Other surpluses (deficits)		(1,684,986,599)	(1,684,986,599)	-	-
Treasury shares	22	(63,825,309)	-	(63,825,309)	-
Retained earnings					
Appropriated for legal reserve	21	91,256,112	91,256,112	91,256,112	91,256,112
Appropriated treasury shares reserve	22	63,825,309	-	63,825,309	-
Unappropriated		4,468,928,898	4,084,219,838	2,713,913,406	2,348,854,833
Total Shareholders' equity of the Company		7,021,257,712	6,636,548,652	6,951,228,819	6,586,170,246
Non-controlling interests		45,516,848	45,113,230	-	-
TOTAL SHAREHOLDERS' EQUITY		7,066,774,560	6,681,661,882	6,951,228,819	6,586,170,246
TOTAL LIABILITIES AND SHAREHOLDERS' EQUITY		10,217,405,315	10,060,130,424	11,591,188,270	11,378,669,725

The accompanying notes form an integral part of these financial statements.

2

บริษัท แดงศาสตร์



บริษัท ไดมอนด์ เซรามิค จำกัด (มหาชน)

DYNASTY CERAMIC PUBLIC COMPANY LIMITED AND ITS SUBSIDIARIES

STATEMENTS OF COMPREHENSIVE INCOME

FOR THE YEARS ENDED DECEMBER 31, 2024

		(Unit : Baht)			
		Consolidated		Separate	
	Notes	2024	2023	2024	2023
Profit or loss:					
Revenue from sales	27	7,028,488,605	7,740,589,766	7,028,488,605	7,740,589,766
Costs of sales	27,29	(4,239,761,033)	(4,798,984,119)	(4,311,242,174)	(4,888,898,217)
Gross profit margin		2,788,727,572	2,941,605,647	2,717,246,431	2,851,691,549
Other income	27,28	63,493,237	56,824,314	76,114,199	69,219,706
Distribution costs	29	(638,961,461)	(701,149,472)	(638,961,461)	(701,149,472)
Administrative expenses	29	(806,457,538)	(792,368,455)	(778,107,302)	(762,038,059)
Finance costs	27	(30,076,147)	(32,515,736)	(26,645,232)	(30,984,011)
Profit (loss) before income tax		1,376,725,663	1,472,396,298	1,349,646,635	1,426,739,713
Income tax expenses	24	(272,711,547)	(289,616,965)	(268,206,090)	(281,208,314)
Profit (loss) for the years		1,104,014,116	1,182,779,333	1,081,440,545	1,145,531,399
Other comprehensive income:					
Other comprehensive income for the years		1,316,454	-	3,835,920	-
Total comprehensive income for the years		1,105,330,570	1,182,779,333	1,085,276,465	1,145,531,399
Profit (loss) attributable to:					
Owner of the Company		1,103,565,455	1,182,168,250	1,081,440,545	1,145,531,399
Non-controlling interests		448,661	611,083	-	-
		1,104,014,116	1,182,779,333	1,081,440,545	1,145,531,399
Total comprehensive income attributable to:					
Owner of the Company		1,104,926,952	1,182,168,250	1,085,276,465	1,145,531,399
Non-controlling interests		403,618	611,083	-	-
		1,105,330,570	1,182,779,333	1,085,276,465	1,145,531,399
Earnings per Share					
Basic earnings (loss) per share (Baht)	26	0.121	0.130	0.119	0.126
The number of ordinary shares weighted average (Unit : shares)		9,112,884,899	9,125,611,266	9,112,884,899	9,125,611,266

The accompanying notes form an integral part of these financial statements.

3



[Signature]
สมฤต แสงศาสตร์

[Signature]
เจนิทร์ สุทธิกุลไวยพงศ์

DYNASTY CERAMIC PUBLIC COMPANY LIMITED AND ITS SUBSIDIARIES

STATEMENTS OF CASH FLOWS

FOR THE YEARS ENDED DECEMBER 31, 2024

	(Unit : Baht)			
	Consolidated		Separate	
	2024	2023	2024	2023
Cash Flows From Operating Activities				
Profit (loss) before income tax	1,376,725,663	1,472,396,298	1,349,646,635	1,426,739,713
Adjustments to reconcile profit before income tax to net cash				
provided from (used in) operating activities:				
Depreciation and amortization	589,791,043	598,585,107	451,349,449	441,767,524
Allowance for doubtful accounts (Reversal of)	(189,447)	(16,000)	-	-
Reversal of allowance for decline value	(33,621)	(579,201)	-	-
Loss (gain) from disposal of fixed assets	(2,774,187)	(2,947,273)	(2,523,606)	(1,218,652)
Unrealized loss (gain) on exchange rate	(81,554)	(31,659)	(24,486)	(21,432)
Dividends income	(62,860)	(47,145)	-	-
Interest income	(378,173)	(325,212)	(297,540)	(260,471)
Interest expense	30,076,147	32,515,736	26,645,232	30,984,011
Provision for unfunded provident fund	2,037,698	2,130,376	-	-
Provision for employee benefits obligation	10,108,839	12,196,244	4,702,988	5,898,304
Profit from operating activities before changes in operating assets and liabilities	2,005,219,548	2,113,877,271	1,829,498,672	1,903,888,997
Decrease (increase) in operating assets :				
Decrease (increase) in trade account and other current receivables	(21,100,621)	105,138	(22,663,107)	1,334,271
Decrease (increase) in other current receivables - subsidiaries company	-	-	345,335	11,560,623
Decrease (increase) in inventories	(42,081,873)	(136,530,628)	(22,616,314)	(142,040,335)
Decrease (increase) in other non - current assets	882,800	884,660	882,800	884,660
Increase (decrease) in operating liabilities:				
Increase (decrease) in trade account and other current payables	(95,851,342)	(70,982,545)	(36,605,294)	(26,965,259)
Increase (decrease) in trade account payables - subsidiaries company	-	-	20,181,117	122,242,507
Increase (decrease) in unfunded provident fund - non contributory	(2,370,605)	(12,919,674)	-	-
Increase (decrease) in other non-current liabilities	1,831,280	(233,940)	1,831,280	(233,940)
Net Cash Flows Provided from Operations	1,846,529,187	1,894,200,282	1,770,854,489	1,870,671,524
Income tax paid	(284,935,657)	(297,298,251)	(284,303,346)	(294,886,633)
Net Cash Flows Provided from Operating Activities	1,561,593,530	1,596,902,031	1,486,551,143	1,575,784,891



Signature: [Handwritten Signature]
 Stamp: บริษัท ดินาสี เซรามิค จำกัด (มหาชน)
 นายถนอม แซ่สาอุดอม

DYNASTY CERAMIC PUBLIC COMPANY LIMITED AND ITS SUBSIDIARIES

STATEMENTS OF CASH FLOWS (CONTINUED)


FOR THE YEARS ENDED DECEMBER 31, 2024


	(Unit : Baht)			
	Consolidated		Separate	
	2024	2023	2024	2023
Cash Flows from Investing Activities				
Acquisitions of assets	(632,754,716)	(877,861,153)	(563,917,151)	(855,092,842)
Acquisitions of intangible assets	(12,307,649)	(12,084,236)	(12,307,648)	(12,084,235)
Cash received from proceed from disposal of fixed assets	785,957	4,098,042	318,667	1,773,455
Cash received from interest income	378,173	325,212	297,540	260,471
Dividends income	62,860	47,145	-	-
Net Cash Flows Used in Investing Activities	(643,835,375)	(885,474,990)	(575,608,592)	(865,143,151)
Cash Flows from Financing Activities				
Increase in short - term loans from financial institutions	34,914,050,352	9,985,000,000	34,914,050,352	9,985,000,000
Repayment for short - term loans from financial institutions	(34,962,050,352)	(9,965,000,000)	(34,962,050,352)	(9,965,000,000)
Interest payment	(24,817,187)	(29,859,240)	(24,677,969)	(29,662,966)
Dividend paid	(656,392,583)	(511,034,231)	(656,392,583)	(511,034,231)
Cash paid for lease liabilities	(153,945,419)	(143,032,142)	(147,151,878)	(136,266,828)
Cash paid for treasury shares	(63,825,309)	-	(63,825,309)	-
Net Cash Flows Used in Financing Activities	(946,980,498)	(663,925,613)	(940,047,739)	(656,964,025)
NET INCREASE (DECREASE) IN CASH AND CASH EQUIVALENTS	(29,222,343)	47,501,428	(29,105,188)	53,677,715
CASH AND CASH EQUIVALENTS AT BEGINNING OF YEAR	87,385,436	39,884,008	76,587,600	22,909,885
CASH AND CASH EQUIVALENTS AT END OF YEAR	58,163,093	87,385,436	47,482,412	76,587,600


Supplemental cash flow information:

Non-cash items :

Lease liabilities	92,202,805	212,580,932	92,202,805	204,893,348
-------------------	------------	-------------	------------	-------------


สมศักดิ์ แสงศาสตร์




โจฬินทร์ สุภกิจญ์ไธสงค์