

บริษัท ไดมอนด์ เซรามิค จำกัด (มหาชน)

DYNASTY CERAMIC PUBLIC COMPANY LIMITED

3777 ถนนสุทธิสารวินิจฉัย แขวงสามเสนนอก เขตห้วยขวาง กรุงเทพฯ 10310

3777 SUTHISARN VINIJCHAI ROAD , SAMSENNOK , HUAYKWANG , BANGKOK 10310 , THAILAND

โทร. 0-2276-9275-81 โทรสาร : 0-2276-0313, 0-2276-0311

http : //www.dynastyceramic.com

Headline: Financial Performance Quarter 3 (F45) (Reviewed)

Security Symbol: DCC

Announcement Details

Summary of operating result form (F45)


Company name	DYNASTY CERAMIC PUBLIC COMPANY LIMITED			
Quarter	Quarter 3			
	(In thousands)			
Financial Statement	Quarter 3		For 9 Months	
Status	Reviewed		Reviewed	
Ending	30 September		30 September	
Year	2024	2023	2024	2023
Profit (loss) attributable to equity holders of the Company *	249,386	296,342	860,146	913,489
EPS (baht)	0.027	0.032	0.094	0.10


Type of report Unqualified opinion with an emphasis of matters /Others

*For consolidated financial statements

Please review financial statement (Full Version) before making investment decision

"The company hereby certifies that the information above is correct and complete. In addition, the company has already reported and disseminated its financial statements in full via the SET Electronic Listed Company Information Disclosure (SET Portal)."

Signature 
(Mr. Maruth Saengsastra)
Chief Executive Officer
Authorized Persons to Disclose Information



This announcement was prepared and disseminated by listed company or issuer through the electronic system which is provided for the purpose of dissemination of the information and related documents of listed company or issuer to the Stock Exchange of Thailand only. The Stock Exchange of Thailand has no responsibility for the correctness and completeness of any statements, figures, reports or opinions contained in this announcement, and has no liability for any losses and damages in any cases. In case you have any inquiries or clarification regarding this announcement, please directly contact listed company or issuer who made this announcement.

DYNASTY CERAMIC PUBLIC COMPANY LIMITED AND ITS SUBSIDIARIES

STATEMENTS OF FINANCIAL POSITION

AS AT SEPTEMBER 30, 2024

(Unit : Thousand Baht)

	Notes	Consolidated		Separate	
		September 30, 2024	December 31, 2023	September 30, 2024	December 31, 2023
		"Unaudited" "Reviewed"	"Audited"	"Unaudited" "Reviewed"	"Audited"
ASSETS					
CURRENT ASSETS					
Cash and cash equivalents		46,405	87,385	36,305	76,588
Trade account and other current receivables - net	3	132,703	144,143	124,269	135,917
Other current receivables - subsidiaries company	2	-	-	4,824	1,360
Inventories - net	4	2,775,007	2,741,142	2,708,273	2,692,185
Other current financial assets		1,064	1,064	1,064	1,064
Non - current assets classified as held for sale		-	8,693	-	8,693
TOTAL CURRENT ASSETS		2,955,179	2,982,427	2,874,735	2,915,807
NON - CURRENT ASSETS					
Other non-current financial assets		314	314	-	-
Investment in subsidiary	5	-	-	2,544,817	2,544,817
Investment property - net	6	78,586	82,715	78,586	82,715
Property, plant and equipment - net	7	6,498,869	6,258,921	5,448,469	5,162,791
Right-of-use assets	10.1	594,830	656,333	581,762	638,215
Intangible asset - net	8	27,111	21,258	27,111	21,258
Deferred income tax asset		42,390	43,666	-	-
Other non - current assets		14,864	14,496	13,434	13,066
TOTAL NON- CURRENT ASSETS		7,256,964	7,077,703	8,694,179	8,462,862
TOTAL ASSETS		10,212,143	10,060,130	11,568,914	11,378,669



[Signature]
สมชาย แสงศาสตร์

[Signature]
ชวินทร์ ศุภกิจญโญพงศ์

DYNASTY CERAMIC PUBLIC COMPANY LIMITED AND ITS SUBSIDIARIES

STATEMENTS OF FINANCIAL POSITION (CONTINUED)

AS AT SEPTEMBER 30, 2024

(Unit : Thousand Baht)

	Notes	Consolidated		Separate	
		September 30, 2024	December 31, 2023	September 30, 2024	December 31, 2024
		"Unaudited"	"Audited"	"Unaudited"	"Audited"
		"Reviewed"		"Reviewed"	
LIABILITIES AND SHAREHOLDERS' EQUITY					
CURRENT LIABILITIES					
Short - term loans from financial institutions	9	1,545,000	1,590,000	1,545,000	1,590,000
Trade account and other current payables		728,721	763,504	417,933	445,458
Trade account payables - subsidiaries company	2	-	-	1,942,258	1,888,118
Other current payables - subsidiaries company	2	-	-	1,631	219
Lease liabilities - current portion	10.2	130,084	139,302	124,081	132,508
Accrued income tax		62,658	134,077	60,569	133,534
TOTAL CURRENT LIABILITIES		2,466,463	2,626,883	4,091,472	4,189,837
NON - CURRENT LIABILITIES					
Unfunded provident fund - non contributory	11	40,969	39,576	-	-
Lease liabilities - net of current portion	10.2	448,760	509,153	441,689	497,784
Non - current provisions for employee benefits		177,918	168,180	70,324	70,202
Deferred income tax liability		26,871	26,535	26,871	26,535
Other non-current liabilities		9,818	8,141	9,818	8,141
TOTAL NON-CURRENT LIABILITIES		704,336	751,585	548,702	602,662
TOTAL LIABILITIES		3,170,799	3,378,468	4,640,174	4,792,499
SHAREHOLDERS' EQUITY					
Share capital - common share at Baht 0.1 par value					
Registered - 9,125,611,266 shares		912,561	912,561	912,561	912,561
Issued and paid - up 9,125,611,266 shares		912,561	912,561	912,561	912,561
Premium on share capital		3,233,498	3,233,498	3,233,498	3,233,498
Other surpluses (deficits)		(1,684,986)	(1,684,986)	-	-
Treasury shares	12	(27,790)	-	(27,790)	-
Retained earnings					
Appropriated for legal reserve		91,256	91,256	91,256	91,256
Appropriated treasury shares reserve	12	27,790	-	27,790	-
Unappropriated		4,443,528	4,084,220	2,691,425	2,348,855
Total Shareholders' equity of the Company		6,995,857	6,636,549	6,928,740	6,586,170
Non-controlling interests		45,487	45,113	-	-
TOTAL SHAREHOLDERS' EQUITY		7,041,344	6,681,662	6,928,740	6,586,170
TOTAL LIABILITIES AND SHAREHOLDERS' EQUITY		10,212,143	10,060,130	11,568,914	11,378,669

The condensed notes to the interim financial information are an integral part of this interim financial information.



บริษัท โดนาสต์ เซรามิก จำกัด (มหาชน)
 ภาณุพงศ์ แสงศาสตร์

ชรินทร์ สุภกิจอุฬองค์

"UNAUDITED"

"REVIEWED"

DYNASTY CERAMIC PUBLIC COMPANY LIMITED AND ITS SUBSIDIARIES

STATEMENTS OF COMPREHENSIVE INCOME

FOR THE THREE-MONTH PERIOD ENDED SEPTEMBER 30, 2024

(Unit : Thousand Baht)

	Notes	Consolidated		Separate	
		2024	2023	2024	2023
Profit or loss:					
Revenue from sales	14	1,610,214	1,837,158	1,610,214	1,837,158
Costs of sales	14	(963,640)	(1,121,548)	(978,178)	(1,137,634)
Gross profit margin		646,574	715,610	632,036	699,524
Other income	14	16,752	15,960	19,697	17,842
Distribution costs		(145,980)	(163,380)	(145,980)	(163,380)
Administrative expenses		(199,286)	(190,933)	(193,548)	(184,752)
Finance costs	14	(7,005)	(8,518)	(6,150)	(8,135)
Profit (loss) before income tax		311,055	368,739	306,055	361,099
Income tax expenses		(61,595)	(72,300)	(60,865)	(70,853)
Profit (loss) for the period		249,460	296,439	245,190	290,246
Other comprehensive income:					
Other comprehensive income for the period		-	-	-	-
Total comprehensive income for the period		249,460	296,439	245,190	290,246
Profit (loss) attributable to:					
Owner of the Company		249,386	296,342	245,190	290,246
Non-controlling interests		74	97	-	-
		249,460	296,439	245,190	290,246
Total comprehensive income attributable to:					
Owner of the Company		249,386	296,342	245,190	290,246
Non-controlling interests		74	97	-	-
		249,460	296,439	245,190	290,246
Earnings per Share					
Basic earnings (loss) per share (Baht)		0.027	0.032	0.027	0.032
The number of ordinary shares weighted average (Thousand Shares)		9,118,155	9,125,611	9,118,155	9,125,611



[Signature]
ณัฐ แสงศาสตร์

[Signature]
จินนทร์ สุภกิจอุยพงษ์

"UNAUDITED"

"REVIEWED"

DYNASTY CERAMIC PUBLIC COMPANY LIMITED AND ITS SUBSIDIARIES

STATEMENTS OF COMPREHENSIVE INCOME

FOR THE NINE-MONTH PERIOD ENDED SEPTEMBER, 2024

(Unit : Thousand Baht)

	Notes	Consolidated		Separate	
		2024	2023	2024	2023
Profit or loss:					
Revenue from sales	14	5,392,985	6,003,249	5,392,985	6,003,249
Costs of sales	14	(3,259,393)	(3,736,379)	(3,317,267)	(3,803,372)
Gross profit margin		2,133,592	2,266,870	2,075,718	2,199,877
Other income	14	48,806	43,816	58,204	52,598
Distribution costs		(485,064)	(548,647)	(485,064)	(548,647)
Administrative expenses		(601,837)	(598,833)	(579,657)	(574,769)
Finance costs	14	(20,908)	(23,236)	(18,329)	(22,084)
Profit (loss) before income tax		1,074,589	1,139,970	1,050,872	1,106,975
Income tax expenses		(214,024)	(226,099)	(209,939)	(219,972)
Profit (loss) for the period		860,565	913,871	840,933	887,003
Other comprehensive income:					
Other comprehensive income for the period		1,316	-	3,836	-
Total comprehensive income for the period		861,881	913,871	844,769	887,003
Profit (loss) attributable to:					
Owner of the Company		860,146	913,489	840,933	887,003
Non-controlling interests		419	382	-	-
		860,565	913,871	840,933	887,003
Total comprehensive income attributable to:					
Owner of the Company		861,507	913,489	844,769	887,003
Non-controlling interests		374	382	-	-
		861,881	913,871	844,769	887,003
Earnings per Share					
Basic earnings (loss) per share (Baht)		0.094	0.100	0.092	0.097
The number of ordinary shares weighted average (Thousand Shares)		9,123,108	9,125,611	9,123,108	9,125,611



บริษัท ไดมอนด์ เซรามิค จำกัดมหาชน

 นายต๋อง แสงศาสตร์

 ชรินทร์ สุภกิจญ์ไพฑูริย์

The condensed notes to the interim financial information are an integral part of this interim financial information.

"UNAUDITED"

"REVIEWED"

DYNASTY CERAMIC PUBLIC COMPANY LIMITED AND ITS SUBSIDIARIES

STATEMENTS OF CASH FLOWS (CONTINUED)

FOR THE NINE-MONTH PERIOD ENDED SEPTEMBER 30, 2024


(Unit : Thousand Baht)

	Consolidated		Separate	
	2024	2023	2024	2023
Cash Flows from Investing Activities				
Acquisitions of assets	(548,179)	(729,144)	(494,468)	(710,875)
Acquisitions of intangible assets	(12,263)	(12,084)	(12,263)	(12,084)
Cash received from proceed from disposal of fixed assets	705	4,059	238	1,734
Cash received from interest income	211	151	171	124
Dividends income	63	47	-	-
Net Cash Flows Used in Investing Activities	(559,463)	(736,971)	(506,322)	(721,101)
Cash Flows from Financing Activities				
Increase in short - term loans from financial institutions	23,090,050	8,765,000	23,090,050	8,765,000
Repayment for short - term loans from financial institutions	(23,135,050)	(8,720,000)	(23,135,050)	(8,720,000)
Interest payment	(17,159)	(21,304)	(17,048)	(21,153)
Dividend paid	(474,409)	(355,899)	(474,409)	(355,899)
Cash paid for lease liabilities	(120,170)	(113,063)	(115,081)	(107,986)
Cash paid for treasury shares	(27,790)	-	(27,790)	-
Net Cash Flows Used in Financing Activities	(684,528)	(445,266)	(679,328)	(440,038)
NET INCREASE (DECREASE) IN CASH AND CASH EQUIVALENTS	(40,980)	22,908	(40,283)	26,733
CASH AND CASH EQUIVALENTS AT BEGINNING OF PERIOD	87,385	39,884	76,588	22,910
CASH AND CASH EQUIVALENTS AT END OF PERIOD	46,405	62,792	36,305	49,643

Supplemental cash flow information:

Non-cash items :

Lease liabilities	71,677	208,951	71,677	201,263
-------------------	--------	---------	--------	---------



Signature
อรุณ แสงศาสตร์

Signature
ชรินทร์ สุภิญโญพงศ์

"UNAUDITED"

"REVIEWED"


DYNASTY CERAMIC PUBLIC COMPANY LIMITED AND ITS SUBSIDIARIES

STATEMENTS OF CASH FLOWS

FOR THE NINE-MONTH PERIOD ENDED SEPTEMBER 30, 2024

(Unit : Thousand Baht)

	Consolidated		Separate	
	2024	2023	2024	2023
Cash Flows From Operating Activities				
Profit (loss) before income tax	1,074,589	1,139,970	1,050,872	1,106,975
Adjustments to reconcile profit before income tax to net cash provided from (used in) operating activities:				
Depreciation and amortization	441,351	448,474	337,076	328,905
Allowance for doubtful accounts (Reversal of)	(109)	(16)	80	-
Reversal of allowance for decline value	(6)	(530)	-	-
Loss (gain) from disposal of fixed assets	(2,733)	(3,016)	(2,481)	(1,286)
Unrealized loss (gain) on exchange rate	(231)	96	(91)	43
Dividends income	(63)	(47)	-	-
Interest income	(211)	(151)	(171)	(124)
Interest expense	20,909	23,236	18,329	22,084
Provision for unfunded provident fund	1,528	1,600	-	-
Provision for employee benefits obligation	7,301	7,059	3,303	3,320
Profit from operating activities before changes in operating assets and liabilities	1,542,325	1,616,675	1,406,917	1,459,917
Decrease (increase) in operating assets :				
Decrease (increase) in trade account and other current receivables	11,549	(16,901)	11,568	(14,130)
Decrease (increase) in other current receivables - subsidiaries company	-	-	(3,464)	8,140
Decrease (increase) in inventories	(33,859)	(93,331)	(16,088)	(84,345)
Decrease (increase) in other non - current assets	(167)	916	(167)	916
Increase (decrease) in operating liabilities:				
Increase (decrease) in trade account and other current payables	(34,218)	4,170	(25,689)	12,957
Increase (decrease) in trade account payables - subsidiaries company	-	-	54,140	99,577
Increase (decrease) in unfunded provident fund - non contributory	(135)	(8,835)	-	-
Increase (decrease) in other non-current liabilities	1,677	(942)	1,677	(942)
Net Cash Flows Provided from Operations	1,487,172	1,501,752	1,428,894	1,482,090
Income tax paid	(284,161)	(296,607)	(283,527)	(294,218)
Net Cash Flows Provided from Operating Activities	1,203,011	1,205,145	1,145,367	1,187,872



บริษัท ดินาสตี เซรามิค จำกัด (มหาชน)

[Signature]
มาวุด แสงศาสตร์

[Signature]
ชนินทร์ สุภกิจอุไรพงศ์

The condensed notes to the interim financial information are an integral part of this interim financial information.