




Tangra™ L HD

600-620W

N-type high density half-cell mono module



30 years lifespan brings 10-30% more power generation compared with conventional P-type modules



The natural lack of LID in the N-type solar cell can increase power generation



Excellent low irradiance performance



Better light trapping and current collection to improve module power output and reliability



Industry-leading, lowest thermal coefficient



Optimized electrical design and lower operating current for reduced hot spot loss and better temperature

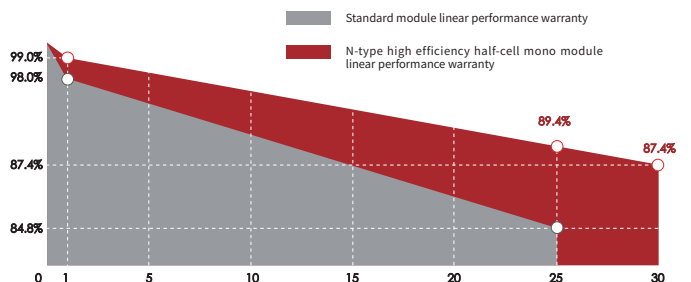


Certified to withstand 2400 Pa of wind load and 5400 Pa of snow load



100% triple EL test, which greatly reduces the hidden cracks rate

LINEAR PERFORMANCE WARRANTY



15 years

Product quality & process guarantee

30 years

Linear power guarantee

0.40 %

Annual degradation

COMPREHENSIVE CERTIFICATES



ISO 9001: Quality Management System

ISO 14001: Environmental Management System Standard

ISO 45001: International Occupational Health and Safety Assessment System Standard

SA8000: 2014 Social Accountability Management System

WARRANTY INSURANCE



* Optional performance warranty insurance. Please contact our local sales staff for more information.

* Different markets have different certification requirements. Also, the products are under rapid innovation. Please confirm the certification status with regional sales representatives.

ELECTRICAL CHARACTERISTICS

| Model of modules | SS-600-66MDH-G11(T) | | SS-605-66MDH-G11(T) | | SS-610-66MDH-G11(T) | | SS-615-66MDH-G11(T) | | SS-620-66MDH-G11(T) | |
|--------------------------------------|---------------------|-------|---------------------|-------|---------------------|-------|---------------------|-------|---------------------|-------|
| | STC | NOCT | STC | NOCT | STC | NOCT | STC | NOCT | STC | NOCT |
| Maximum power — P_{mp} (W) | 600 | 459 | 605 | 462 | 610 | 466 | 615 | 470 | 620 | 474 |
| Open-circuit voltage — V_{oc} (V) | 48.40 | 46.00 | 48.70 | 46.20 | 49.00 | 46.50 | 49.30 | 46.80 | 49.60 | 47.10 |
| Short-circuit current — I_{sc} (A) | 15.80 | 12.73 | 15.83 | 12.75 | 15.86 | 12.78 | 15.89 | 12.81 | 15.92 | 12.84 |
| Maximum power voltage — V_{mp} (V) | 40.30 | 37.90 | 40.50 | 38.10 | 40.80 | 38.30 | 41.00 | 38.60 | 41.22 | 38.88 |
| Maximum power current — I_{mp} (A) | 14.91 | 12.11 | 14.94 | 12.13 | 14.96 | 12.16 | 14.99 | 12.18 | 15.03 | 12.20 |
| Module efficiency — η_m (%) | 22.2 | | 22.4 | | 22.6 | | 22.8 | | 23.0 | |
| Power tolerance (W) | (0,+5) | | | | | | | | | |
| Maximum system voltage (V) | 1500 | | | | | | | | | |
| Maximum rated fuse current (A) | 25 | | | | | | | | | |
| Current operating temperature (°C) | -40~+85 °C | | | | | | | | | |

STC (Standard Testing Conditions): Irradiance 1000W/m², Cell Temperature 25 °C, Spectra at AM1.5

NOCT (Nominal Operating Cell Temperature): Irradiance 800W/m², Ambient Temperature 20°C, Spectra at AM1.5, Wind at 1m/s

STRUCTURAL CHARACTERISTICS

| | |
|---------------------------|-------------------------------------------------------------------|
| Module dimensions (L*W*H) | 2382x 1134 x 30 mm |
| Weight | 28.9 kg |
| Number of cells | 132 cells |
| Cell | N-type monocrystalline |
| Glass | Tempered, 3.2 mm AR, high transmittance, low iron |
| Frame | Anodized aluminum alloy (Silver/Black) |
| Junction box | IP68, 3 bypass diodes |
| Output wire | 4.0 mm ² , wire length: 300mm/1200mm/customized length |
| Connector | MC4 Compatible |
| Mechanical load | Snow load: 5400 Pa * / Wind load: 2400 Pa ☼ |

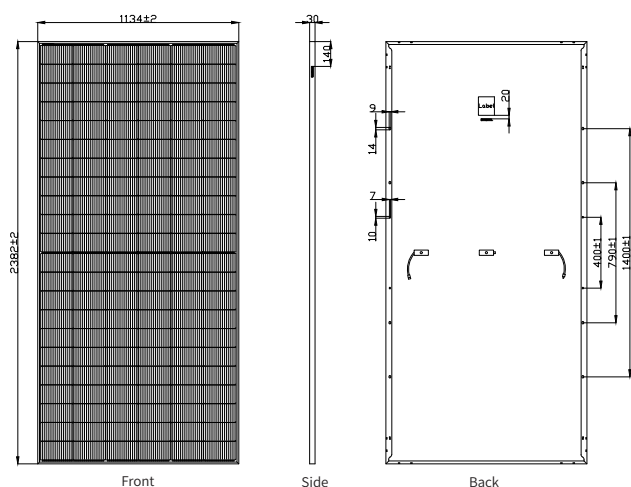
TEMPERATURE PERFORMANCE RATINGS

| | |
|----------------------------------------------|------------|
| TANGRA temperature coefficient (P_{max}) | -0.30%/°C |
| Temperature coefficient (V_{oc}) | -0.28 %/°C |
| Temperature coefficient (I_{sc}) | +0.04 %/°C |
| Nominal operating cell temperature | 43±2 °C |

PACKAGING CONFIGURATION

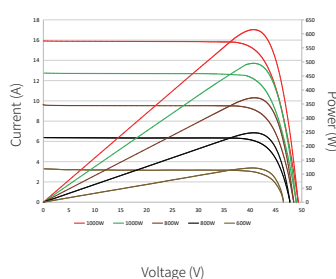
| | |
|--------------------|------|
| Container | 40HQ |
| Quantity/pallet | 36 |
| Pallets/container | 20 |
| Quantity/container | 720 |

MODULE DIMENSIONS (MM)

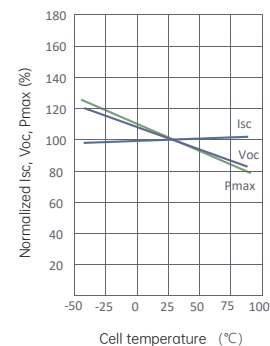


* The unmarked tolerance is ±1 mm
Length shown in mm

Characteristic curves (615W)



Temperature Dependence of I_{sc}, V_{oc}, P_{max}



Web: www.sunovathornova.com

E-mail: info@sunova-solar.com

THORNOVA SOLAR  **SUNOVA SOLAR**

* The technical parameters contained in this data sheet may exhibit variations contingent upon the region. Sunova Solar and Thornova Solar do not guarantee their full accuracy. Due to continuous innovation, research, development and products improvements, Sunova Solar and Thornova Solar reserve the right to adjust the information in this data sheet at any time without prior notice. Clients are urged to procure the most recent version of this data sheet and incorporate it as an intrinsic component of the legally binding agreement ratified by both parties. The Chinese (or any other language) translation of this data sheet is for reference only. If there is any discrepancy between the English version and the Chinese version (or other language versions), the English version shall prevail.