

TYLÖHELO

HELO SAUNA  
HEATERS & STEAM  
GENERATORS





# THE UNITED NATIONS OF SAUNA

After being separate brands for a very long time, Tylö and Helo now form TylöHelo. Both brands are proud entities, each with an individual style and approach to creating better lives for our customers. Innovative ideas, determination and visions continue to sit at the core of our businesses and drive our success. We now compile all our individual strengths to form a new and even stronger force in the wellness industry. TylöHelo.

## Contents

About Helo sauna heaters	4
Choosing the right heater	6
Electric sauna heaters	8
Wood burning sauna heaters	12
Steam generators	14
Helo Steam Pro	16
Helo Steam	17
Control panels	18
Premium	19
Trend	19
Buying guides/specifications	20
Electric sauna heaters	22
Wood burning heaters	26
Steam generators	26
Control panels	28
Relay boxes	28
Accessories	29

# ELECTRIC SAUNA HEATERS



## Finnish sauna traditions, ingenuity and design

Helo sauna heaters are steeped in tradition. The Finnish sauna is a vital part of every day, a chance for families and friends to gather and unwind. A Helo sauna heater elevates the daily sauna experience by adding beautiful design and ingenuity to the heater's functionality. Helo has spearheaded the multi-layered sauna experience through its smart BWT technology, which allows for a multitude of sensations from one single sauna heater. Select hot, dry, warm, steamy, or any combination that you prefer. Add to that the possibility to infuse the space with soothing aromas or minerals. All you really need to do is use the BWT container. Add or subtract water. Lean back. Relax.

**BWT** READY

### HELO SAUNA HEATERS FOR HOME AND COMMERCIAL USE

To make it easier for you to determine what sauna heater might be the right one for you, we have marked them with two different icons to quickly allow you to see what type of application it is best suited for.



Suitable for domestic use.



Suitable for commercial use.

### HELO IS SYNONYMOUS TO SAUNA VARIETY

We take your sauna pleasure seriously. Therefore we have developed BWT technology, a revolutionary solution to suit different sauna tastes and preferences. One single sauna heater provides several varieties of soothing sauna styles. Indulge in a multi-layered sauna experience, alone or with friends and family.

### Gentle Sauna: 50–60°C

Add water to BWT-container, set to 50–60°C

- Gentle sauna
- Enveloping steam
- Longer sessions
- Bio-aroma available.

### Flexi-Sauna: 60–80°C

Fill BWT water container and set to 60–80°C

- More humidity
- Lower temperature
- A gentle sauna experience
- Bio-aroma available.

### Hot & Dry Sauna: 80–100°C

Use BWT without water and set to 80–100°C

- High temperature
- Low humidity
- Intense sauna sensation.

### HELO SAUNA SENSIBILITY

**ECONOMY** – Less wear and longer life protects your investment. The generally lower levels of heat used in a BWT-ready sauna from Helo means less stress on the sauna room and hardware. Your sauna room will last longer and the simple engineering of BWT keeps technical maintenance to a minimum.

**ECOLOGY** – Faster warm-up time, same sauna sensation, but with a much lower energy consumption and less CO2 emissions. With a BWT-ready sauna solution, you get the full sensation of heat in less time. Using the physical properties of steam, you get the sensation of heat in half the time compared to regular saunas.





# CHOOSING THE RIGHT HEATER TO SUIT YOUR SAUNA

Reach the perfect sauna experience and the greatest energy efficiency combined by considering the physical properties of your sauna room. Follow the three easy steps below.



1

## FIND OUT THE SIZE AND VOLUME OF YOUR SAUNA ROOM

Use the chart on the opposite page to give you an indication of heater choices and ideal power output for your sauna.



2

## DETERMINE WHAT TYPE OF SAUNA THERAPY YOU PREFER

Different heaters provide different sensations. For example dry, wet and steam sauna.



3

## CHOOSE THE WAY YOU LIKE TO CONTROL YOUR SAUNA

Use an in-room control panel, remote, digital or analogue.

## The sauna room efficiency chart

Here is a simple guide to outfit your sauna for maximum efficiency and usability.

### HOME

Size of sauna room 2-18m<sup>3</sup>, with corresponding heater output effect in kilowatts (kW)\*

Model	2m <sup>3</sup>	3m <sup>3</sup>	4m <sup>3</sup>	5m <sup>3</sup>	6m <sup>3</sup>	7m <sup>3</sup>	8m <sup>3</sup>	9m <sup>3</sup>	10m <sup>3</sup>	11m <sup>3</sup>	12m <sup>3</sup>	13m <sup>3</sup>	14m <sup>3</sup>	15m <sup>3</sup>	16m <sup>3</sup>	17m <sup>3</sup>	18m <sup>3</sup>
Piccolo	3.0	3.0	3.0														
Cup		4.5	4.5	4.5 6.0	4.5 6.0	6.0	6.0 8.0	6.0 8.0	8.0 9.0	8.0 9.0	8.0 9.0	8.0 9.0	9.0				
Vienna		4.5	4.5	4.5 6.0	4.5 6.0	6.0	6.0 8.0	6.0 8.0	8.0	8.0	8.0						
Havana		4.5	4.5	4.5 6.0	4.5 6.0	6.0	6.0 8.0	6.0 8.0	8.0 9.0	8.0 9.0	8.0 9.0	9.0					
Fonda				6.0	6.0	6.0	6.0 8.0	6.0 8.0	8.0	8.0	8.0						
Ring Wall II			4.5	4.5 6.0	4.5 6.0	6.0	6.0 8.0	6.0 8.0	8.0	8.0	8.0	8.0					
Roxx				6.0	6.0	6.0	6.0	6.0 9.0	6.0 9.0	9.0	9.0	9.0					
Ringo Black				6.0	6.0	6.0	6.0 8.0	6.0 8.0	8.0	8.0	8.0	8.0					
Robust Black				6.0	6.0	6.0	6.0 8.0	6.0 8.0	8.0	8.0	8.0	8.0					
Rocher				6.8	6.8	6.8	6.8	6.8 10.5	10.5	10.5	10.5	10.5	10.5	10.5			
Himalaya				6.8	6.8	6.8	6.8	6.8 10.5	10.5	10.5	10.5	10.5	10.5	10.5			
Rondo				4.5 6.5	4.5 6.5	4.5 6.5	4.5 6.5	6.5	6.5 9.6	6.5 9.6	6.5 9.6	6.5 9.6	9.6	9.6	9.6	9.6	9.6
Pikkutonttu		4.5	4.5	4.5 6.5	4.5 6.5	6.5	6.5	6.5 9.0	6.5 9.0	9.0	9.0	9.0	9.0				
Saunatonnttu			3.5	3.5 4.8	3.5 4.8	3.5 4.8	3.5 4.8	3.5 4.8	4.8 6.4	4.8 6.4	4.8 6.4	6.4 8.0	6.4 8.0	8.0	8.0	8.0	
Laava/SKLE							9.0	9.0 10.5	9.0 10.5	9.0 10.5	9.0 10.5	9.0 10.5	10.5 12.0	10.5 12.0	12.0 15.0	12.0 15.0	12.0 15.0
Octa							9.0	9.0 10.5	9.0 10.5	9.0 10.5	9.0 10.5	9.0 10.5	10.5 12.0	10.5 12.0	12.0 15.0	12.0 15.0	12.0 15.0
Magma/SKLA																	18.0
Saga Electro																	16.0 16.0 16.0

\* Note: if your sauna room's walls have tiles and/or stones add 1.5m<sup>3</sup> to your sauna room's volume for every square meter of these materials.

### PROFESSIONAL

Size of sauna room 18-50m<sup>3</sup>, with corresponding heater output effect in kilowatts (kW)\*

Model	18-24m <sup>3</sup>	24-30m <sup>3</sup>	30-36m <sup>3</sup>	36-40m <sup>3</sup>	40-46m <sup>3</sup>	46-50m <sup>3</sup>
Laava/SKLE	15.0					
Octa	15.0					
Magma/SKLA	18.0	18.0 21.0	21.0 26.0	26.0	26.0	
Saga Electro	16.0 20.0	16.0 20.0 24.0	20.0 24.0	20.0 24.0	24.0	24.0


\* Note: if your sauna room's walls have tiles and/or stones add 1.5m<sup>3</sup> to your sauna room's volume for every square meter of these materials.






# ELECTRIC SAUNA HEATERS

ELECTRIC | HELO

 Suitable for domestic use

 Suitable for commercial use



### CUP

- 1 4.5kW - for sauna volume 3-6m<sup>3</sup>.  
6 kW - for sauna volume 5-9m<sup>3</sup>.  
8kW - for sauna volume 8-13m<sup>3</sup>.  
9kW - for sauna volume 9-14m<sup>3</sup>.
- 2 Offers a classic dry sauna.
- 3 Built-in control unit.



### VIENNA

- 1 4.5kW - for sauna volume 3-6m<sup>3</sup>.  
6kW - for sauna volume 5-9m<sup>3</sup>.  
8kW - for sauna volume 8-12m<sup>3</sup>.
- 2 Offers a classic dry sauna.
- 3 Built-in control unit.



NEW



BWT READY

### PICCOLO - Our smallest heater.

- 1 3 kW - for sauna volume 2-4m<sup>3</sup>.
- 2 Offers both dry, wet and steam sauna via the BWT cassette.
- 3 Control unit Trend.



BWT READY

### ROXX

- 1 6 kW - for sauna volume 5-10m<sup>3</sup>.  
9 kW - for sauna volume 9-13m<sup>3</sup>.
- 2 Offers both dry, wet and steam sauna via the BWT cassette and generous amount of sauna stones.
- 3 Choose either control unit Easy, Midi, Digi II, T1 or EC 50.



### RING WALL II

- 1 4.5 kW - for sauna volume 4-6m<sup>3</sup>.  
6 kW - for sauna volume 5-9m<sup>3</sup>.  
8 kW - for sauna volume 8-13m<sup>3</sup>.
- 2 Offers both dry and wet sauna due to the generous amount of sauna stones.
- 3 Built-in control unit or you can use Easy, Midi or Digi II together with relay unit WE 3.



BWT READY

### FONDA

- 1 6 kW - for sauna volume 5-9m<sup>3</sup>.  
8 kW - for sauna volume 8-12m<sup>3</sup>.
- 2 Offers both dry, wet and steam sauna via the BWT cassette.
- 3 Built-in control unit, or you can use T1 or EC50.





**HAVANNA**

- 1 4.5 kW - for sauna volume 3-6m<sup>3</sup>.  
6 kW - for sauna volume 5-9m<sup>3</sup>.  
8 kW - for sauna volume 8-12m<sup>3</sup>.  
9 kW - for sauna volume 9-13m<sup>3</sup>.
- 2 Offers dry, wet and steam sauna via the BWT cassette and generous amount of sauna stones.
- 3 Built-in control unit or you can use Midi or Digi II together with relay unit WE 3.



**RINGO BLACK**

- 1 6 kW - for sauna volume 5-9m<sup>3</sup>.  
8 kW - for sauna volume 8-13m<sup>3</sup>.
- 2 Offers dry, wet and steam sauna via the BWT cassette and generous amount of sauna stones.
- 3 Built-in control unit.



**ROCHER**

- 1 6.8 kW - for sauna volume 5-9m<sup>3</sup>.  
10.5 kW - for sauna volume 9-15m<sup>3</sup>.
- 2 Offers a classic dry and wet sauna.
- 3 Choose either control unit Easy, Midi, Digi II, T1 or EC 50.



**HIMALAYA**

- 1 6.8 kW - for sauna volume 5-9m<sup>3</sup>.  
10.5 kW - for sauna volume 9-15m<sup>3</sup>.
- 2 Offers dry, wet and steam sauna via the BWT cassette and generous amount of sauna stones.
- 3 Control unit Midi is included.



**ROBUST BLACK**

- 1 6 kW - for sauna volume 5-9m<sup>3</sup>.  
8 kW - for sauna volume 8-13m<sup>3</sup>.
- 2 Offers dry, wet and steam sauna via the BWT cassette and generous amount of sauna stones.
- 3 Built-in control unit.



**OCTA**

- 1 9 kW - for sauna volume 8-13m<sup>3</sup>.  
10.5 kW - for sauna volume 9-15m<sup>3</sup>.  
12 kW - for sauna volume 10-18m<sup>3</sup>.  
15 kW - for sauna volume 14-24m<sup>3</sup>.
- 2 Offers classic dry and wet sauna.
- 3 Choose either control unit Digi II together with relay unit WE 4 or T2 together with relay unit WE 14.



**PIKKUTONTTU**

- 1 4.5 kW - for sauna volume 3-6m<sup>3</sup>.  
6.5 kW - for sauna volume 5-10m<sup>3</sup>.  
9 kW - for sauna volume 9-14m<sup>3</sup>.
- 2 Offers a classic dry and wet sauna.
- 3 Choose either control unit Easy, Midi or Digi II.



**RONDO**

- 1 4.5 kW - for sauna volume 5-8m<sup>3</sup>.  
6.5 kW - for sauna volume 7-13m<sup>3</sup>.  
9.6 kW - for sauna volume 10-18m<sup>3</sup>.
- 2 Offers a classic dry and wet sauna.
- 3 Control unit included.



**SAUNATONTTU**

- 1 3.4 kW - for sauna volume 4-8m<sup>3</sup>.  
4.8 kW - for sauna volume 5-11m<sup>3</sup>.  
6.4 kW - for sauna volume 7-14m<sup>3</sup>.  
8.0 kW - for sauna volume 9-17m<sup>3</sup>.
- 2 Offers a classic dry and wet sauna.
- 3 Control unit included.



**SAGA ELECTRO**

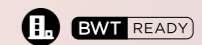
- 1 16 kW - for sauna volume 16-30m<sup>3</sup>.  
20 kW - for sauna volume 20-40m<sup>3</sup>.  
24 kW - for sauna volume 24-50m<sup>3</sup>.
- 2 Offers dry and wet sauna with a generous amount of sauna stones.
- 3 Suitable with control unit T2 with relay WE 14.



**LAAVA\*/SKLE**

- 1 9 kW - for sauna volume 8-13m<sup>3</sup>.  
10.5 kW - for sauna volume 9-15m<sup>3</sup>.  
12 kW - for sauna volume 10-18m<sup>3</sup>.  
15 kW - for sauna volume 14-24m<sup>3</sup>.
- 2 **Laava** offers dry, wet and steam sauna via the BWT cassette and generous amount of sauna stones.  
**SKLE** offers dry and wet sauna.
- 3 Choose either Digi II with relay unit WE 4 or T2 with relay unit WE 14.

\* Laava is BWT ready.



**MAGMA\*/SKLA**

- 1 18 kW - for sauna volume 18-30m<sup>3</sup>.  
21 kW - for sauna volume 24-36m<sup>3</sup>.  
26 kW - for sauna volume 30-46m<sup>3</sup>.
- 2 **Magma** offers dry, wet and steam sauna via the BWT cassette and generous amount of sauna stones.  
**SKLA** offers dry and wet sauna.
- 3 Choose either Digi II with relay unit WE 5 or T2 with relay unit WE 14.

\* Magma is BWT ready.





# WOOD BURNING SAUNA HEATERS

At TylöHelo we know that there is something very special about a wood burning sauna. This is why we offer wood burning stoves from Kastor and Helo, both renowned for manufacturing world-class quality products. Our wood burning sauna heaters are designed with optimum quality in mind. Not just in terms of physical construction, but also for optimum function. Thanks to skilful engineering we have succeeded in combining modern aesthetics, functionality and a clean burn.

The operating efficiency of our wood burning heaters is unrivalled, and the temperatures of the emitted flue gases are record-low. The efficient combustion is based on the skilled use of insulating and heat-retaining materials, optimisation of the sauna stones container, and above all our efficient double combustion technology. Your heater will heat up quickly, economically and in an environmentally friendly manner.



## KASTOR SAGA

The Kastor Saga takes wood burning saunas to new heights with 150 to 200 kg of exposed stone providing soothing heat and steam. The surface of the stones makes the stove a delightful focal point.



## HELO R20

The CE-marked Helo R20 wood burning heater, suitable for 8–20 m<sup>3</sup> sauna rooms, is available with a water tank on the front, left or right hand sides of the heater.



## KASTOR KARHU

The Karhu wood burning heater is available with a water tank placed to the left, right or front.

*Our wood burning sauna heaters are designed with optimum quality in mind. Not just in terms of physical construction, but also for optimum function.*



# STEAM GENERATORS

Our newest line of steam generators are engineered to provide top performance under demanding conditions and a variety of water types without failing. Smart control units give you full access to current status and functions. And most importantly our steam generators will envelope you in rich, dense and warm steam and relaxation.



### QUALITY

For over 30 years we have been manufacturing steam generators at our own factories in Finland and have taken great pride in producing top quality products. Smart technical solutions form the basis for sustainable products and are a key contributing factor to our industry leading position.

### COMMUNICATION

Our control panels allow you to control and monitor up to three steam generators from the same location. You can also set it up on your computer or mobile device.

### INTELLIGENCE

Two-way communication between the control panel and the steam generator provide a handy real-time overview of all functions.



Speed heat

Greater energy efficiency through faster warm-up times.



Standby

Less energy consumed and faster reaction time to heat sauna or steam room.



Wi-Fi

Wifi connectivity for comfort, control and convenience.

## It's all about water

### SUSTAINABILITY

Quality control, smart technology and a strong focus on water and energy consumption, we have designed Helo's steam generators for minimal impact on our environment. The stand-by mode option and our "divided output" function can reduce energy consumption by up to 30%.

### LESS MAINTENANCE

A Helo steam generator will run for many years with no interruption and a minimum of maintenance. They come with an automatic emptying function set according to the water quality in your area.

### HIGH LEVEL OF COMFORT

Whether our steam generators are installed in a home or public setting, they are designed to offer top-quality enjoyment comfort and safety without interruption. The convenient Multi-Steam function ensures uninterrupted operation in heavily-utilised facilities.

### IT'S NOT JUST STEAM

Our new steam generators set a new industry standard with their innovative solutions based on decades of experience.

### WE MAKE SURE EVERYTHING OPERATES SMOOTHLY

To ensure proper steam generation, it is important to analyse the water in your area. The quality of the water has a major bearing on both the function and service life of your steam generator.

Contact your local TylöHelo dealer to determine the water quality before ordering your steam generator system. Sometimes your local water company may be able to provide the information you need.





# Helo Steam PRO

The new Helo Steam Pro generator automatically prevents overheating and dry running, should there be an interruption to the water supply. The generator saves time on maintenance and down time thanks to its automated filling function. For added convenience flushing and emptying functions are available, as well as the possibility to run several units through serial connection.


**Available sizes:** 9.5/12/14/16 kW

**Features:**

- Standby Function
- Automatic flush, Safety flush
- Two aux outputs for fragrance/salt
- Ganging with RJ connectors (1+2units)
- Resettable highlimit switch
- New drain valve

**Available Add-on:**

- Push button for activation from Standby



# Helo Steam

The Helo Steam generator for private use is based on the newest available technology. It sets a whole new level for user interface and reliability. It comes equipped with two auxiliary compartments for salt/fragrances for added comfort. It is also possible to order it with optional drain valve and automatic flush functionality.



**Available sizes:** 3.4/4.7/6/7.7 kW

**Features:**

- Two aux outputs for fragrance/salt
- Resettable highlimit switch

**Available Add-ons:**

- New drain valve
- Automatic flush



**DIGITAL CONTROL UNITS FOR COMFORT AND CONVENIENCE**

Experience a next level steam bath. Combine our new and efficient steam generators with one of our digital control units. Not only can you enjoy the luxury and comfort of your own steam bath. You can plan ahead and schedule your steam sessions to be an integral and natural part of your everyday routine.



# HeloConnect™, an all-new control panel app for mobile devices and computers

## SAUNA CONVENIENCE

The new Wifi connected control panels from Helo are packed with advanced features. In order to increase comfort, convenience and a better user experience we recently launched HeloConnect™, an ingenious computer and smartphone app developed for mobile devices and personal computers.

## Premium

If you want maximum sauna convenience, the Premium control panel is your choice. Packed with convenient functionality such as weekly schedules and individual programs, personalized user profiles and crystal clear display, to name but a few. All accessible via Wifi at the touch of a button on a mobile device or PC at a front desk.\*

- \_\_\_\_\_
- Set temperature
- \_\_\_\_\_
- Option: set humidity
- \_\_\_\_\_
- Can create multiple user profiles
- \_\_\_\_\_
- Control sauna/steam via WiFi and app
- \_\_\_\_\_
- Control several units at a time
- \_\_\_\_\_
- Set different schedules for different week days
- \_\_\_\_\_
- Set specific profiles for specific times or dates
- \_\_\_\_\_
- Instant fault notification
- \_\_\_\_\_



# CONTROL PANELS

Developed and manufactured specifically for Helo giving seamless functionality



## Trend

The elegant, compact design of the Trend control panel is all about functionality and advanced technology. It lets you set the lighting, temperature and sauna time easily with just a few touches.\*



\* Please note that some control panels require a relay unit to connect with heater or steam generator. Consult your dealer or tylohelo.com for more information.



# BUYING GUIDES

Regardless of the space that you have available intended for your sauna or your steam room, we are happy to guide you to the best and most efficient solution to suit your desires. In this buyer's guide we have gathered all the information you need in order to find the right solution for your taste, space and needs. Do not hesitate to contact a Helo dealer if you would like to know more.



Electric sauna heaters

Product	Art.no	Power (kW)	Sauna size (m²)	Stones (kg)	Size (WxHxD)	Safety distance				Available colours	Suitable control panel	Installation
						Side (mm)	Front (mm)	Ceiling (mm)	Floor (mm)			
Cup 45 STJ	004706	4.5	3-6	20	410x580x280	50	80	1200	120	graphite	Built-in, mech. Timer & Thermo	Wall mounted
Cup 60 STJ	004707	6.0	5-9	23	410x580x280	70	100	1250	120	graphite	Built-in, mech. Timer & Thermo	Wall mounted
Cup 60 STJ	003822	6.0	5-9	23	410x580x280	70	100	1250	120	chrome	Built-in, mech. Timer & Thermo	Wall mounted
Cup 80 STJ	004708	8.0	8-13	23	410x580x300	100	150	1250	120	graphite	Built-in, mech. Timer & Thermo	Wall mounted
Cup 90 STJ	004709	9.0	9-14	23	410x570x300	100	200	1250	120	graphite	Built-in, mech. Timer & Thermo	Wall mounted
Cup 90 STJ	003824	9.0	9-14	23	410x570x300	100	200	1250	120	chrome	Built-in, mech. Timer & Thermo	Wall mounted
Cup 45 D	004701	4.5	3-6	20	410x580x280	50	80	1200	120	graphite	WE-30 / Trend / Premium *	Wall mounted
Cup 60 D	004702	6.0	5-9	23	410x580x280	70	100	1250	120	chrome	WE-30 / Trend / Premium *	Wall mounted
Cup 80 D	004703	8.0	8-13	23	410x580x300	100	150	1250	120	graphite	WE-30 / Trend / Premium *	Wall mounted
Cup 90 D	004704	9.0	9-14	23	410x570x300	100	200	1250	120	chrome	WE-30 / Trend / Premium *	Wall mounted
FONDA STJ BWT 600	005894	6.0	5-9	20	470x650x340	50	50	1150	100	graphite	Built-in, mech. Timer & Thermo	Optional floor stand
FONDA STJ BWT 800	005895	8.0	8-12	20	470x650x340	50	50	1150	100	graphite	Built-in, mech. Timer & Thermo	Optional floor stand
FONDA DES BWT 600	Coming	6.0	5-9	20	450x650x340	50	50	1150	100	graphite	Trend/ Premium *	Optional floor stand
FONDA DES BWT 800	Coming	8.0	8-12	20	450x650x340	50	50	1150	100	graphite	Trend/ Premium *	Optional floor stand
Vienna 45 STS	000500	4.5	3-6	12	420x615x270	40	60	1200	110	blue	Built-in, mech. Timer & Thermo	Wall mounted
Vienna 60 STS	000501	6.0	5-9	12-20	420x615x270	60	80	1200	110	blue	Built-in, mech. Timer & Thermo	Wall mounted
Vienna 80 STS	000502	8.0	8-12	20	420x615x270	80	100	1200	110	blue	Built-in, mech. Timer & Thermo	Wall mounted
Vienna 45 STS	000505	4.5	3-6	12	420x615x270	40	60	1200	110	grey	Built-in, mech. Timer & Thermo	Wall mounted
Vienna 60 STS	000506	6.0	5-9	12-20	420x615x270	60	80	1200	110	grey	Built-in, mech. Timer & Thermo	Wall mounted
Vienna 80 STS	000507	8.0	8-12	20	420x615x270	80	100	1200	110	grey	Built-in, mech. Timer & Thermo	Wall mounted
Vienna 45 STS	000508	4.5	3-6	12	420x615x270	40	60	1200	110	black	Built-in, mech. Timer & Thermo	Wall mounted
Vienna 60 STS	000509	6.0	5-9	12-20	420x615x270	60	80	1200	110	black	Built-in, mech. Timer & Thermo	Wall mounted
Vienna 80 STS	000510	8.0	8-12	20	420x615x270	80	100	1200	110	black	Built-in, mech. Timer & Thermo	Wall mounted
Havanna 45 STS	005823	4.5	3-6	20-28	495x580x300	40	80	1100	120	black	Built-in, mech. Timer & Thermo	Optional floor stand
Havanna 60 STS	005824	6.0	5-9	20-35	495x580x300	45	100	1100	120	black	Built-in, mech. Timer & Thermo	Optional floor stand
Havanna 80 STS	005825	8.0	8-12	20-35	495x580x300	75	130	1100	120	black	Built-in, mech. Timer & Thermo	Optional floor stand
Havanna 90 STS	005826	9.0	9-13	20-35	495x580x300	80	150	1100	150	black	Built-in, mech. Timer & Thermo	Optional floor stand
Havanna 60 STS BWT	005844	6.0	5-9	20-35	495x580x300	45	100	1100	120	black	Built-in, mech. Timer & Thermo	Optional floor stand
Havanna 80 STS BWT	005845	8.0	8-12	20-35	495x580x300	75	130	1100	120	black	Built-in, mech. Timer & Thermo	Optional floor stand
Havanna 90 STS BWT	005846	9.0	9-13	20-35	495x580x300	80	150	1100	150	black	Built-in, mech. Timer & Thermo	Optional floor stand
Havanna 45 D	005830	4.5	3-6	20-28	495x580x300	40	80	1100	120	black	WE-30 / Trend / Premium *	Optional floor stand
Havanna 60 D	005831	6.0	5-9	20-35	495x580x300	45	100	1100	120	black	WE-30 / Trend / Premium *	Optional floor stand
Havanna 80 D	005832	8.0	8-12	20-35	495x580x300	75	130	1100	120	black	WE-30 / Trend / Premium *	Optional floor stand
Havanna 90 D	005833	9.0	9-13	20-35	495x580x300	80	150	1100	150	black	WE-30 / Trend / Premium *	Optional floor stand
Havanna 60 D BWT	005847	6.0	5-9	20-35	495x580x300	45	100	1100	120	black	WE-30 / Trend / Premium *	Optional floor stand
Havanna 80 D BWT	005848	8.0	8-12	20-35	495x580x300	75	130	1100	120	black	WE-30 / Trend / Premium *	Optional floor stand
Havanna 90 D BWT	005849	9.0	9-13	20-35	495x580x300	80	150	1100	150	black	WE-30 / Trend / Premium *	Optional floor stand
Ring Wall II 45 STJ	002886	4.5	4-6	37	445x550x350	50	50	1200	120	chrome	Built-in, mech. Timer & Thermo	Wall mounted
Ring Wall II 60 STJ	002887	6.0	5-9	37	445x550x350	70	70	1250	120	chrome	Built-in, mech. Timer & Thermo	Wall mounted
Ring Wall II 80 STJ	002888	8.0	8-13	37	445x550x350	100	100	1280	120	chrome	Built-in, mech. Timer & Thermo	Wall mounted
Roxx 60 DES BWT	002875	6.0	5-10	38	490x830x280	100	300	1070	0	graphite	Trend, Premium *	Floor standing
Roxx 90 DES BWT	002876	9.0	9-13	38	490x830x280	100	350	1070	0	graphite	Trend, Premium *	Floor standing
Ringo Black 60 STJ BWT	005862	6.0	5-9	70	385x750x385	100	100	1150	0	black	Built-in, mech. Timer & Thermo	Floor standing
Ringo Black 80 STJ BWT	005863	8.0	8-13	70	385x750x385	100	100	1150	0	black	Built-in, mech. Timer & Thermo	Floor standing
Robust Black 60 STJ BWT	005860	6.0	5-9	70	367x750x367	100	100	1150	0	black	Built-in, mech. Timer & Thermo	Floor standing
Robust Black 80 STJ BWT	005861	8.0	8-13	70	367x750x367	100	100	1150	0	black	Built-in, mech. Timer & Thermo	Floor standing
Rocher 70 D	002716	6.8	5-9	100	425x1130x425	60	60	770	0	chrome	WE-30 + Trend / Premium *	Floor standing
Rocher 105 D	002720	10.5	9-15	100	425x1130x425	60	60	770	0	chrome	WE-30 + Trend / Premium *	Floor standing
Rocher 70 DES	002730	6.8	5-9	100	425x1130x425	60	60	770	0	chrome	Trend / Premium *	Floor standing
Rocher 105 DES	002731	10.5	9-15	100	425x1130x425	60	60	770	0	chrome	WE-30 + Trend / Premium *	Floor standing

\* Launch during 2018



Electric sauna heaters

Product	Art.no	Power (kW)	Sauna size (m³)	Stones (kg)	Size (WxHxD)	Safety distance				Available colours	Suitable control panel	Installation
						Side (mm)	Front (mm)	Ceiling (mm)	Floor (mm)			
Himalaya 70 DES	001900	6.8	5-9	100	330x1030x330	60	60	870	0	black	Trend, Premium *	Floor standing
Himalaya 105 DES	001902	10.5	9-15	100	330x1030x330	60	60	870	0	black	Trend, Premium *	Floor standing
Himalaya 70 DES	001905	6.8	5-9	100	330x1030x330	60	60	870	0	chrome	Trend, Premium *	Floor standing
Himalaya 105 DES	001907	10.5	9-15	100	330x1030x330	60	60	870	0	chrome	Trend, Premium *	Floor standing
Rondo 45	002906	4.5	5-8	100	500x860x500	50	50	1040	0	graphite	Control panel included	Floor standing
Rondo 65	002907	6.5	7-13	100	500x860x500	50	50	1040	0	graphite	Control panel included	Floor standing
Rondo 96	002908	9.6	10-18	100	500x860x500	50	50	1040	0	graphite	Control panel included	Floor standing
Pikkutonnttu 4 DES	002805	4.5	3-6	90	460x990x460	40	40	900	0	black	Trend, Premium *	Floor standing
Pikkutonnttu 6 DES	002806	6.5	5-10	90	460x990x460	150	150	900	0	black	Trend, Premium *	Floor standing
Pikkutonnttu 9 DES	002807	9.0	9-16	90	460x990x460	150	150	900	0	black	Trend, Premium *	Floor standing
Saunatonnttu 3	002702	3.4	4-8	100	500x1090x500	30	30	800	0	black	Control panel included	Floor standing
Saunatonnttu 4	002700	4.8	5-11	100	500x1090x500	30	30	800	0	black	Control panel included	Floor standing
Saunatonnttu 6	002701	6.4	7-14	100	500x1090x500	30	30	800	0	black	Control panel included	Floor standing
Saunatonnttu 8	002706	8	9-17	100	500x1090x500	30	30	800	0	black	Control panel included	Floor standing
Laava 1051 BWT	005880	10.5	9-15	60	540x730x500	80	50	1200	0	graphite	WE-40 + Trend / Premium *	Floor standing
Laava 1201 BWT	005881	12.0	10-18	60	540x730x500	120	50	1400	0	graphite	WE-40 + Trend / Premium *	Floor standing
Laava 1501 BWT	005882	15.0	14-24	60	540x730x500	120	50	1400	0	graphite	WE-40 + Trend / Premium *	Floor standing
Magma 181 BWT	005883	18.0	18-30	80	900x715x520	140	160	1400	0	graphite	WE-50 + Trend / Premium *	Floor standing
Magma 210 BWT	005884	21.0	24-36	80	900x715x520	140	160	1400	0	graphite	WE-50 + Trend / Premium *	Floor standing
Magma 260 BWT	005885	26.0	30-46	80	900x715x520	140	160	1500	0	graphite	WE-50 + Trend / Premium *	Floor standing
Octa 1201 BWT	005886	12.0	10-18	60	560x760x560	65	65	1350	0	chrome	WE-40 + Trend / Premium *	Floor standing
Octa 1501 BWT	005887	15.0	14-24	60	560x760x560	65	65	1350	0	chrome	WE-40 + Trend / Premium *	Floor standing
Laava 901	000915	9.0	8-13	60	540x730x500	80	50	1200	0	graphite	WE-40 + Trend / Premium *	Floor standing
Laava 1051	000916	10.5	9-15	60	540x730x500	80	50	1200	0	graphite	WE-40 + Trend / Premium *	Floor standing
Laava 1201	000917	12.0	10-18	60	540x730x500	120	50	1400	0	graphite	WE-40 + Trend / Premium *	Floor standing
Laava 1501	000918	15.0	14-24	60	540x730x500	120	50	1400	0	graphite	WE-40 + Trend / Premium *	Floor standing
Magma 181	000911	18.0	18-30	80	900x715x520	140	160	1400	0	graphite	WE-50 + Trend / Premium *	Floor standing
Magma 210	000912	21.0	24-36	80	900x715x520	140	160	1400	0	graphite	WE-50 + Trend / Premium *	Floor standing
Magma 260	000913	26.0	30-46	80	900x715x520	140	160	1500	0	graphite	WE-50 + Trend / Premium *	Floor standing
Magma 262	000914	26.0	30-46	80	900x715x520	140	160	1500	0	graphite	WE-50 + Trend / Premium *	Floor standing
Octa 901	000611	9.0	8-13	60	560x760x560	25	25	1150	0	chrome	WE-40 + Trend / Premium *	Floor standing
Octa 1051	000612	10.5	9-15	60	560x760x560	25	25	1150	0	chrome	WE-40 + Trend / Premium *	Floor standing
Octa 1201	000613	12.0	10-18	60	560x760x560	65	65	1350	0	chrome	WE-40 + Trend / Premium *	Floor standing
Octa 1501	000614	15.0	14-24	60	560x760x560	65	65	1350	0	chrome	WE-40 + Trend / Premium *	Floor standing
SKLE 901	000901	9.0	8-13	60	510x700x475	80	80	1200	0	chrome	WE-40 + Trend / Premium *	Floor standing
SKLE 1051	000902	10.5	9-15	60	510x700x475	80	80	1200	0	chrome	WE-40 + Trend / Premium *	Floor standing
SKLE 1201	000903	12.0	10-18	60	510x700x475	120	120	1400	0	chrome	WE-40 + Trend / Premium *	Floor standing
SKLE 1501	000904	15.0	14-24	60	510x700x475	120	120	1400	0	chrome	WE-40 + Trend / Premium *	Floor standing
SKLA 181	000905	18.0	18-30	80	880x700x510	140	160	1400	0	chrome	WE-50 + Trend / Premium *	Floor standing
SKLA 210	000906	21.0	24-36	80	880x700x510	140	160	1400	0	chrome	WE-50 + Trend / Premium *	Floor standing
SKLA 260	000907	26.0	30-45	80	880x700x510	140	160	1500	0	chrome	WE-50 + Trend / Premium *	Floor standing
SKLA 262	000910	26.0	30-46	80	880x700x510	140	160	1500	0	chrome	WE-50 + Trend / Premium *	Floor standing
Saga Electro 160	001822	16.0	16-30	200	605x850x605	100	100	1250	0	black	WE-50 + Trend / Premium *	Floor standing
Saga Electro 200	001823	20.0	20-40	200	605x850x605	100	100	1250	0	black	WE-50 + Trend / Premium *	Floor standing
Saga Electro 240	001824	24.0	24-50	200	605x850x605	150	150	1250	0	black	WE-50 + Trend / Premium *	Floor standing
Piccolo 30 DEL BWT - Coming 2018!	008610	3.0	2-4	25-30	232x785x277	Information coming during 2018				black	Trend	Wall mounted
Piccolo 30 D - Coming 2018!	Coming	3.0	2-4	25-30	232x785x277	Information coming during 2018				black	Trend + WE-30	Wall mounted

\* Launch during 2018

**Wood burning heaters**

Product	Art.no	Power (kW)	Sauna size (m³)	Stones (kg)	Size (WxHxD)	Safety distance				Available colours	Installation
						Side (mm)	Front (mm)	Ceiling (mm)	Floor (mm)		
Helo R20	289075	12	8-20	40	435x730x475	300	500	1300	0**	dark grey	Floor standing
Helo R20 ES	289078	12	8-20	40	435x730x680	300	500	1300	0**	dark grey	Floor standing
Helo R20 VO	289076	12	8-20	40	590x730x475	300/150*	500	1300	0**	dark grey	Floor standing
Helo R20 VV	289077	12	8-20	40	590x730x475	300/150*	500	1300	0**	dark grey	Floor standing
Saga PK 20	289025	20	13-20	150	600x825x585	250	500	1400	0**	dark grey	Floor standing
Saga PK 27	289029	25	20-27	200	674x929x585	250	500	1300	0**	dark grey	Floor standing
Karhu Pata	089650	15	-	-	410x775x570	500	500	1000	0**	dark grey	Floor standing
Karhu PK 12	289002	16	8-12	35	430x715x485	400	500	1300	0**	dark grey	Floor standing
Karhu PK 16	289006	18	12-18	40	448x780x485	400	500	1450	0**	dark grey	Floor standing
Karhu PK 18 ES	289010	18	12-18	40	440x785x685	400	500	1450	0**	dark grey	Floor standing
Karhu PK 20	289011	20	13-22	45	490x790x485	400	500	1450	0**	dark grey	Floor standing
Karhu PK 20 VO	289012	20	13-22	45	662x790x485	400/150*	500	1450	0**	dark grey	Floor standing
Karhu PK 20 VV	289013	20	13-22	45	662x790x485	400/150*	500	1450	0**	dark grey	Floor standing
Karhu PK 27	289017	25	20-27	55	490x915x485	400	500	1333	0**	dark grey	Floor standing
Karhu PK 27 VO	289018	25	20-27	55	662x915x485	400/150*	500	1333	0**	dark grey	Floor standing
Karhu PK 27 VV	289019	25	20-27	55	662x915x485	400/150*	500	1333	0**	dark grey	Floor standing
Karhu PK 37	289022	29	25-37	85	580x920x580	400	500	1300	0**	dark grey	Floor standing
Karhu PK 37 VO	289023	29	25-37	85	740x920x580	400/150*	500	1300	0**	dark grey	Floor standing
Karhu PK 37 VV	289024	29	25-37	85	740x920x580	400/150*	500	1300	0**	dark grey	Floor standing

\* Side of water tank.  
\*\* Do not place on flammable material without a protective base.

**Steam Generators**

Product	Art.no	Power (kW)	Steam production (kg/h)	Size (WxHxD)	min/max volume steam room (m³)				Available colours	Suitable control panel	Installation
					Thin wall of glass or plastic		Heavy wall of tile, concrete or stone				
					with ventilation	without ventilation	with ventilation	without ventilation			
HNS 34 M2	002020	3.4	5	520 x 380 x 160	2-6 m³	2-7 m³	2-4 m³	2-5 m³	black / red	M2	Behind wall
HNS 47 M2	002021	4.7	6	520 x 380 x 160	3-7 m³	3-7 m³	3-4 m³	3-5 m³	black / red	M2	Behind wall
HNS 60 M2	002022	6	8	520 x 380 x 160	4-9 m³	4-7 m³	4-4 m³	4-5 m³	black / red	M2	Behind wall
HNS 77 M2	002023	7.7	10	520 x 380 x 160	6-11 m³	5-7 m³	5-4 m³	5-5 m³	black / red	M2	Behind wall
HNS 95 M2	002024	9.5	13	520 x 380 x 160	9-13 m³	6-7 m³	6-4 m³	6-5 m³	black / red	M2	Behind wall
HNS 120 M2	002025	12	16	520 x 380 x 160	11-18 m³	7-7 m³	7-4 m³	7-5 m³	black / red	M2	Behind wall
HNS 140 M2	002026	14	19	520 x 380 x 160	14-22 m³	8-7 m³	8-4 m³	8-5 m³	black / red	Midi	Behind wall
HNS 34 T1	002080	3.4	5	520 x 380 x 160	2-6 m³	2-7 m³	2-4 m³	2-5 m³	black / red	T1 / EC 50	Behind wall
HNS 47 T1	002081	4.7	6	520 x 380 x 160	3-7 m³	3-7 m³	3-4 m³	3-5 m³	black / red	T1 / EC 50	Behind wall
HNS 60 T1	002082	6	8	520 x 380 x 160	4-9 m³	4-7 m³	4-4 m³	4-5 m³	black / red	T1 / EC 50	Behind wall
HNS 77 T1	002083	7.7	10	520 x 380 x 160	6-11 m³	5-7 m³	5-4 m³	5-5 m³	black / red	T1 / EC 50	Behind wall
HNS 95 T1	002084	9.5	13	520 x 380 x 160	9-13 m³	6-7 m³	6-4 m³	6-5 m³	black / red	T1 / EC 50	Behind wall
HNS 120 T1	002085	12	16	520 x 380 x 160	11-18 m³	7-7 m³	7-4 m³	7-5 m³	black / red	T1 / EC 50	Behind wall
HNS 140 T1	002086	14	19	520 x 380 x 160	14-22 m³	8-7 m³	8-4 m³	8-5 m³	black / red	T1 / EC 50	Behind wall
Helo Steam	002100	3.4	5	636 x 380 x 164	2-6 m³	2-7 m³	2-4 m³	2-5 m³	black	Trend or Premium	Behind wall
Helo Steam	002101	4.7	6	636 x 380 x 164	3-7 m³	3-8 m³	2-5 m³	2-6 m³	black	Trend or Premium	Behind wall
Helo Steam	002102	6	8	636 x 380 x 164	4-9 m³	4-13 m³	3-6 m³	3-7 m³	black	Trend or Premium	Behind wall
Helo Steam	002103	7.7	10	636 x 380 x 164	6-11 m³	6-15 m³	4-8 m³	5-9 m³	black	Trend or Premium	Behind wall
Helo Steam Pro	002104	9.5	13	636 x 380 x 164	9-13 m³	9-17 m³	6-9 m³	7-11 m³	black	Trend or Premium	Behind wall
Helo Steam Pro	002105	12	16	636 x 380 x 164	11-18 m³	12-24 m³	8-12 m³	9-16 m³	black	Trend or Premium	Behind wall
Helo Steam Pro	002106	14	19	636 x 380 x 164	14-22 m³	18-30 m³	10-14 m³	11-17 m³	black	Trend or Premium	Behind wall
Helo Steam Pro	002107	16	21	636 x 380 x 164	17-25 m³	23-35 m³	12-16 m³	12-18 m³	black	Trend or Premium	Behind wall





## Buying guide - control panels & relay boxes

### Control panels

	Model	Item no.	For sauna or steam?	Suiting sauna heater	Relay unit needed?	Suiting steam generator
	T1	0043244	Both	Roxx, Rocher	NO	HNS T1
	T2	0043280	Sauna	Laava, Magma, Octa, SKLE, SKLA, Saga Electro	Laava - WE14, Magma - WE14, Octa - WE 14, SKLE - WE 14, SKLA - WE 14, Saga Electro - WE 14	-
	EC50	0043245	Both	Roxx, Rocher	NO	HNS T1
	Digi I	000027	Sauna	Cup, Vienna, Havanna, SKLA, Magma, Laava, SKLE, Ring Wall II, Rocher, Cava	Ring Wall II - WE 3, Cup - WE 3, Vienna - WE 3, Havanna - WE 3, SKLA - WE 5, Magma - WE 5, Laava - WE 4, SKLE - 4	-
	Digi II	000026	Sauna	Havanna, Ring wall, Roxx, Rocher, Pikkutonttu, Laava, Magma, Octa, SKLE, SKLA	Havanna - WE 3, Ring Wall - WE 3, Midi - NO, Rocher - NO, Pikkutonttu - NO, Laava - WE 4, Magma - WE 5, Octa - WE 4, SKLE - WE 4, SKLA - WE 5	-
	Easy	0043110	Sauna	Ring wall, Roxx, Rocher, Pikkutonttu	Ring Wall - WE 3, Roxx - NO, Rocher - NO, Pikkutonttu - NO	-
	Midi	0043111	Sauna	Havanna, Ring Wall, Roxx, Rocher, Pikkutonttu, Himalaya	Havanna - WE 3, Ring Wall - WE 3, Roxx - NO, Rocher - NO, Pikkutonttu - NO, Himalaya - NO	-
	Premium	001015	Both	Roxx, Rocher, Himalaya, Pikkutonttu, SKLE, Laava, SKLA, Magma, Octa, Saga electro	SKLE/Laava - WE40, SKLA/Magma - WE50, Octa - WE40, Saga electro - WE50	Helo Steam, Helo steam PRO
	Trend	0043257	Both	Piccolo, Roxx, Rocher, Himalaya, Pikkutonttu, SKLE, Laava, SKLA, Magma, Octa, Saga electro	SKLE/Laava - WE40, SKLA/Magma - WE50, Octa - WE40, Saga electro - WE50	Helo Steam, Helo steam PRO
	M2	0043256	Steam	-	-	HNS M2

### Relay boxes

	Model	Item no.	Size WxHxD mm
	WE 3	001319	325 x 90 x 195
	WE 4	001320	340 x 195 x 90
	WE 40	Launch during 2018	
	WE 50	Launch during 2018	

## Buying guide - accessories

### Accessories

Item	Item no.	Features	Technical information
Collar	0038437	Collar for heater integration, suitable for Rocher and Himalaya	Glass Ø 610 mm x 8 mm
Collar	0038430	Collar for heater integration, suitable for Rocher and Himalaya	Chrome steel Ø 600mm
Collar	0038431	Collar for heater integration, suitable for Rocher and Himalaya	Black, Ø 600 mm
Collar	0038438	Collar for heater integration, suitable for Himalaya	Black glass, 600 x 600 x 8 mm
Guard rail	002712	Guard rail for Pikkutonttu	Stainless steel
Guard rail	002711	Guard rail for Saunatonnttu	Stainless steel
Feet set	004330	Feet set for Havanna heater	black
Dust collector	004344	Dust collector for Havanna	chrome/black
Fragrance cup	0043216	Fragrance cup for Laava heater	Stainless steel
Auto clean valve	4310130	Automatic draining valve	Automatic draining valve compatible with HNS T1, HNS M2, SE steam generators
Steam nozzle	7819604	3 pcs	3.4-4.7 kW 1 pc, 6.0-7.7 kW 2 pcs, 9.5-14.0 kW 3 pcs
Steam outlet grace	0038956	3 pcs	3.4-4.7 kW 1 pc, 6.0-7.7 kW 2 pcs, 9.5-14.0 kW 3 pcs
Water hardness test	7015494	5 slips	
Citric acid	7819515	Descaling agent for steam generators, box contains 80 gr x 50 pcs	
Sauna rocks	0043020	Sauna rocks for wall-mounted heaters, 20kg	
Sauna rocks	0043022	Sauna rocks for floor standing heaters, 20kg	
Rok Set	000994	Sauna rock cassette for Laava BWT	5 pcs
Rok Set	000993	Sauna rock cassette for Laava without BWT	7 pcs
Rok Set	000995	Sauna rock cassette for Magma BWT	11 pcs
Rok Set	000996	Sauna rock cassette for Magma without BWT	13 pcs
Ceramic Kerkes rocks	4301527	For rock cassettes, Laava BWT	15kg 35mm disks, 10 pcs per rock cassette and 10kg tetra rocks to cover rock cassette
Ceramic Kerkes rocks	4301526	For rock cassettes, Laava without BWT	25kg 35mm disks, 10 pcs per rock cassette and 10kg tetra rocks to cover rock cassette
Ceramic Kerkes rocks	4301529	For rock cassettes, Magma BWT	50kg 35mm disks, 14 pcs per rock cassette and 20kg tetra rocks to cover rock cassette
Ceramic Kerkes rocks	4301528	For rock cassettes, Magma without BWT	55kg 35mm disks, 14 pcs per rock cassette and 20kg tetra rocks to cover rock cassette
Safety wall	289046	Karhu 12 PK safety wall	
Safety wall	289047	Karhu 16 PK safety wall	
Safety wall	289048	Karhu 20 PK safety wall	
Adapter	096118	Reversal adapter for Kastor heaters 114/129.5	
Adapter	096119	Reversal adapter for chimney heater (114/127.5mm)	
Chimney set	100015	Kastor Chimney set, H=1500 mm, Ø130mm. Stainless steel.	
Chimney set	100010	Helo Chimney set, H=1500mm, Ø115 mm. Stainless steel	
Insulated extension pipe	100016	Insulated extension pipe 500mm. Ø130mm. Stainless steel.	
Insulated extension pipe	100017	Insulated extension pipe 1000mm. Ø130mm. Stainless steel.	
Uninsulated extension pipe	100141	Uninsulated extension pipe 500mm. Ø130mm. Stainless steel.	
Uninsulated extension pipe	100140	Uninsulated extension pipe 1000mm. Ø130mm. Stainless steel.	
Uninsulated angle tube	100143	Uninsulated angle tube 45°, Ø130mm. Stainless steel.	

## Buying guide - accessories cont.

### Accessories

Item	Item no.	Features	Technical information
Damper	100144	Damper for Chimney set Ø130 mm. Stainless steel.	
Covering plate	100146	Covering plate for angle tubes Ø130 mm/45°.	
Covering plate	100145	Covering plate for angle tubes Ø130 mm/90°.	
Ceiling seal	100137	Ceiling seal (extra protection against humidity)	
Insulated extension pipe	100011	Insulated extension pipe 500mm. Ø115mm. Stainless steel.	
Insulated extension pipe	100012	Insulated extension pipe 1000mm. Ø115mm. Stainless steel.	
Uninsulated extension pipe	100112	Uninsulated extension pipe 500mm. Ø115mm. Stainless steel.	
Uninsulated extension pipe	100111	Uninsulated extension pipe 1000mm. Ø115mm. Stainless steel.	
Angle tube	100114	Uninsulated angle tube 45°, Ø115mm. Stainless steel.	
Angle tube	100115	Uninsulated angle tube 90°, Ø115mm. Stainless steel.	
Damper	100116	Damper for Chimney set Ø115mm. Stainless steel.	
Chimney heater	100135	Stainless steel, 22 litres, effective length 640 mm, uninsulated, for Ø115mm pipe	
Safety plate	091004	Safety plate, 532 x 532 x 72 mm (WxDxH) for Helo R20 and Karhu PK 12-27 heaters	
Safety wall	289079	Safety wall for R20 heater, 540x565x760 (WxDxH)	
Safety wall	289081	Safety wall for Helo R20 ES heater, 540x770x760 (WxDxH)	
Safety wall	289080	Safety wall for Helo R20 VV/VO heater, 690x565x760 (WxDxH)	
Saga Chimney Cage	289041	Saga Chimney Cage, W330 x H600 x D330 mm, holds 40kg rocks	
Safety plate	289051	For Saga PK 20-27 and Karhu PK 37 heaters and for Karhu Pata water heater. 607 x 607 x 50 (WxDxH).	
Nokipois	091100	Nokipois cleaner for glass hatches in heaters and fireplaces, 500ml	







TylöHelo dealer