Threading System overview

Thread types	Profile	Sectional drawing	Insert	Internal thread pitch [mm]	External thread pitch [mm]	Page
ISO metric coarse thread 60° full profile	**GM**	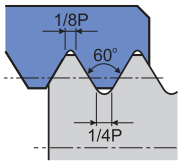		0,5-6,0	0,5-6,0	A413
ISO metric coarse thread 60° partial profile	**60°**	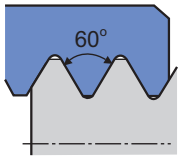		0,5-5,0 (5-48)	0,5-5,0 (5-48)	A415
ISO metric coarse thread 55° partial profile	**55°**	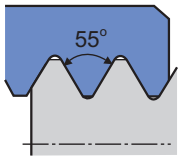		0,5-5,0 (5-48)	0,5-5,0 (5-48)	A416
Whitworth	**W**	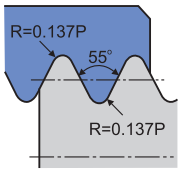		8-16	8-16	A417
UN unified conventional thread 60° full profile	**UN**	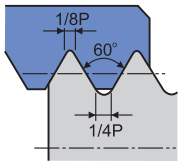		8-20	8-20	A418
BSPT Whitworth taper pipe thread	**BSPT**	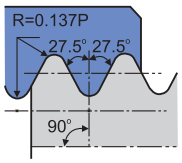		11-28	11-28	A419
NPT American taper pipe thread	**NPT**	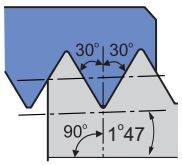		8-27	8-27	A420
NPTF dryseal American taper pipe thread 60°	**NPTF**	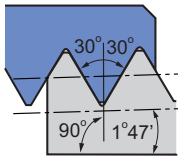		8-27	8-27	A421

Thread types	Profile	Sectional drawing	Insert	Internal thread pitch [mm]	External thread pitch [mm]	Page
R knuckle thread 30°	**R**	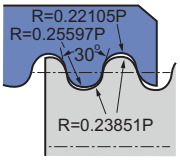		6-10	6-10	A422
MJ thread for aerospace	**MJ**	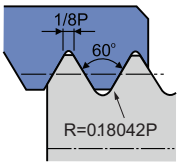		---	1,5-2,0	A423
UNJ unified screw thread	**UNJ**	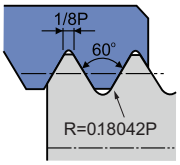		---	8-32	A424
TR metrical ISO trapezoidal thread 30°	**Tr**	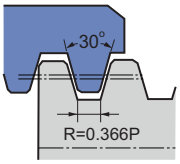		1,5-3,0	1,5-3,0	A425
ACME American national thread 29°	**AC**	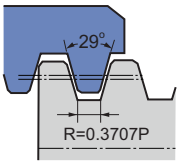		8-16	8-16	A426
STUB-ACME thread	**STAC**	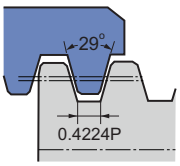		8-16	8-16	A427
API 60° thread	**AP**	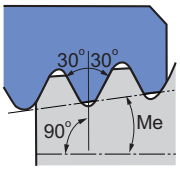		4-5	4-5	A428
API round thread	**RD**	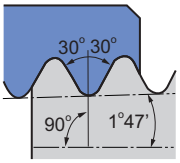		8-10	8-10	A429

Threading System overview

Thread types	Profile	Sectional drawing	Insert	Internal thread pitch [mm]	External thread pitch [mm]	Page
API American buttress thread	**BUT**	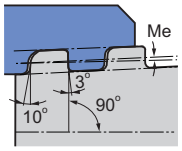		5	5	A430
ISO metric coarse thread 60° full profile (thin type)	**GM**	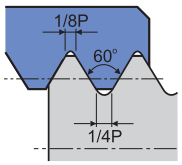	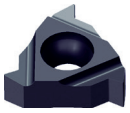	0,5-3,0	0,5-3,0	A431
ISO metric coarse thread 60° partial profile (thin type)	**60°**	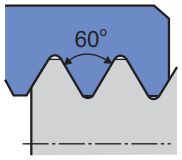		0,5-3,0 (8-48)	0,5-3,0 (8-48)	A432
ISO metric coarse thread 55° partial profile (thin type)	**55°**	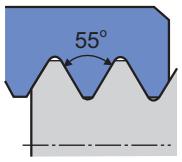		0,5-3,0 (8-48)	0,5-3,0 (8-48)	A433
Whitworth (thin type)	**W**	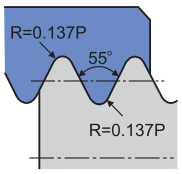		8-16	8-16	A434
UN unified conventional thread 60° full profile (thin type)	**UN**	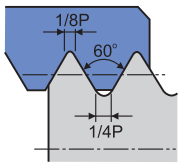		8-24	8-20	A435
BSPT Whitworth taper pipe thread (thin type)	**BSPT**	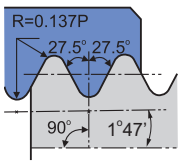		11-28	11-28	A436
NPT American taper pipe thread (thin type)	**NPT**	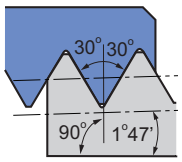		8-27	8-27	A437

Type	Tool holder	Dimensions [mm]	Page
External thread holder	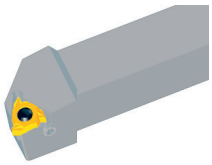	16×16×100 20×20×125 25×25×150 32×25×170 32×32×170 40×40×250	A439
Internal thread holder		16×125×12 16×150×16 16×150×20 20×150×25 20×180×25 25×150×32 32×200×40 32×250×40 40×300×50 50×350×63	A441
External thread holder (Thin Type)		16×16×100 32×25×170 20×20×125 32×32×170 25×25×150	A443
Internal thread holder (Thin Type)		16×150×20 32×200×40 20×180×25 32×250×40 25×150×32	A444

Threading

Grade	ISO	Micro structure	Grade description
YBG201	P10 - P30 M10 - M30		PVD coated P10–P30/M10–M30 carbide substrate for finishing to medium application of steel and stainless steel. Good wear resistance in a wide application field.
YBG202	P10 - P30 M10 - M25		PVD coated P10–P30/M10–M25 carbide substrate for finishing to medium application of stainless steel and steel (milling). Good wear resistance in a wide application field.
YBG205	P10 - P30 M20 - M40 S15-S25		PVD multilayer coated P10–P30/M20–M40/S15–S25 carbide substrate for finishing to medium application of stainless steel, super alloy and steel (milling). Good wear resistance and thermal stability in a wide application field.

Application fields of grades – Threading

	ISO	HC[1] (CVD)	HC[1] (PVD)	HT	HC[2]	Ceramic	HW	CBN	PCD
P	P01								
	P10		YBG205 YBG201 YBG202						
	P20								
	P30								
	P40								
M	M01								
	M10		YBG205 YBG201 YBG202						
	M20								
	M30								
	M40								
K	K01								
	K10								
	K20								
	K30								
N	N01								
	N10								
	N20								
	N30								
S	S01								
	S10		YBG205 YBG201 YBG202						
	S20								
	S30								
H	H01								
	H10								
	H20								
	H30								

P	Steel
M	Stainless steel
K	Cast iron
N	Non-ferrous metals
S	Heat-resistant alloys
H	Hardened materials

HC[1] Coated carbide
HT Uncoated cermet
HC[2] Coated cermet
HW Uncoated carbide

R T 22. 01 W – 3.50 GM (P) (B)

1	2	3	4	5	6	7	8	9

Type	
Code	Description
R	Right
L	Left

1

Insert shape	
T	Z Special

2

Insert size [mm]	
Code	I.C
11	6,35
16	9,252
22	12,70

3

Teeth per cutting edge	
Code	Description
01	1
02	2

4

Application	
Code	Description
W	External thread
N	Internal thread

5

Pitch		
Code	Pitch range (part profile)	
A	0,5 – 1,5 mm	48 – 16 (TPI)
AG	0,5 – 3,0 mm	48 – 8 (TPI)
G	1,75 – 3,0 mm	14 – 8 (TPI)
N	3,5 – 5,0 mm	7 – 5 (TPI)

Pitch range [mm] (full profile)				
0,50	0,75	1,00	1,25	1,50
1,75	2,00	2,50	3,00	3,50
4,00	4,50	5,00	5,50	6,00

Pitch range (TPI) (full profile)			
4	5	6	8
10	11	11,5	12
14	16	18	19
20	24	27	28

6

Thread profile	
Code	Description
GM	ISO metric coarse thread 60°
60	Partial profile 60°
55	Partial profile 55°
W	Whitworth
UN	Unified conventional thread
BSPT	Whitworth taper pipe thread
NPT	American taper pipe thread
NPTF	Dryseal American taper pipe thread
R	Knuckle thread 30°
MJ	Thread for aerospace
UNJ	Unified screw thread
TR	Metrical ISO trapezoidal thread
AC	American national thread
STAC	STUB-ACME thread
AP	API 60° thread
RD	API round thread
BUT	American buttress thread

7

Chip breaker

8

Insert thickness [mm]	
Code	Description
B	Thin type

9

R/LT**N/W	I.C	S	d
11	6.35	3.18	2.8
16	9.525	3.97	4.4
22	12.7	5.56	5.5

Threading inserts

ISO metric coarse thread 60° full profile

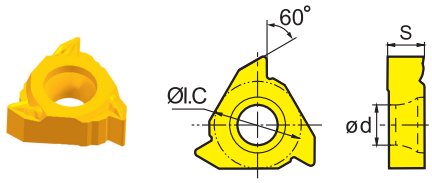

External right hand
Internal left hand

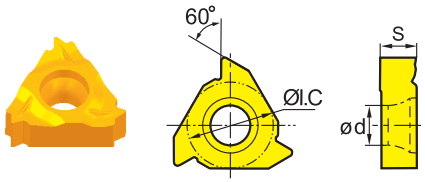

Internal right hand
External left hand

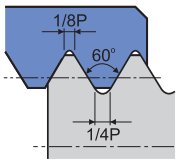

ISO 965-1980 DIN 13
GB·T 197-2003 Tolerance: 6g·6H

ISO	Pitch (T.P.i)	External	HC[1] (PVD) YBG201	HC[1] (PVD) YBG205	Internal	HC[1] (PVD) YBG201	HC[1] (PVD) YBG205
11	0.50	-			RT11.01N-0.50GM	○	
11		-			LT11.01N-0.50GM	○	
11	0.75	-			RT11.01N-0.75GM	●	
11		-			LT11.01N-0.75GM	○	
11	1.00	-			RT11.01N-1.00GM	○	●
11		-			LT11.01N-1.00GM	●	
11	1.25	-			RT11.01N-1.25GM	●	
11		-			LT11.01N-1.25GM	●	
11	1.50	-			RT11.01N-1.50GM	○	●
11		-			LT11.01N-1.50GM	●	
11	1.75	-			RT11.01N-1.75GM	○	
11		-			LT11.01N-1.75GM	●	
11	2.00	-			RT11.01N-2.00GM	○	○
11		-			LT11.01N-2.00GM	●	
16	0.50	-			RT16.01N-0.50GM	○	
16		-			LT16.01N-0.50GM	○	
16	0.75	-			RT16.01N-0.75GM	○	
16		-			LT16.01N-0.75GM	○	
16	1.00	RT16.01W-1.00GM	○	●	RT16.01N-1.00GM	○	
16		LT16.01W-1.00GM	●		LT16.01N-1.00GM	●	
16	1.25	RT16.01W-1.25GM	○	●	RT16.01N-1.25GM	○	
16		LT16.01W-1.25GM	●		LT16.01N-1.25GM	●	
16	1.50	RT16.01W-1.50GM	○	●	RT16.01N-1.50GM	○	●
16		LT16.01W-1.50GM	●		LT16.01N-1.50GM	●	
16	1.75	RT16.01W-1.75GM	○	●	RT16.01N-1.75GM	○	
16		LT16.01W-1.75GM	●		LT16.01N-1.75GM	●	
16	2.00	RT16.01W-2.00GM	○	●	RT16.01N-2.00GM	○	●

● Ex stock ○ On demand

HC[1] Coated carbide

System code A412 | Grade selection A411 | Technical info A447 | Cutting data A446

R/LT**N/W	I.C	S	d
11	6.35	3.18	2.8
16	9.525	3.97	4.4
22	12.7	5.56	5.5

Threading inserts

ISO metric coarse thread 60° full profile

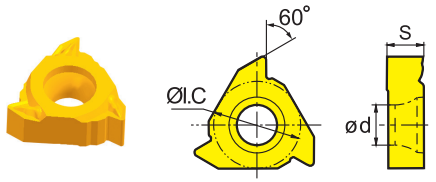

External right hand
Internal left hand

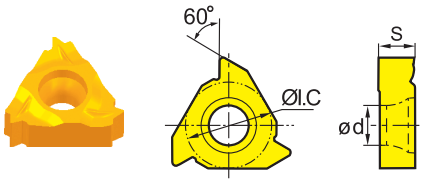

Internal right hand
External left hand

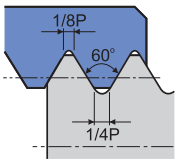

ISO 965-1980 DIN 13
GB·T 197-2003 Tolerance: 6g·6H

ISO	Pitch (T.P.i)	External	HC[1] (PVD) YBG201	HC[1] (PVD) YBG205	Internal	HC[1] (PVD) YBG201	HC[1] (PVD) YBG205
16	2.00	**LT16.01W-2.00GM**	●		**LT16.01N-2.00GM**	●	
16	2.50	**RT16.01W-2.50GM**	○	●	**RT16.01N-2.50GM**	○	●
16		**LT16.01W-2.50GM**	●		**LT16.01N-2.50GM**	●	
16	3.00	**RT16.01W-3.00GM**	○	●	**RT16.01N-3.00GM**	○	●
16		**LT16.01W-3.00GM**	●		**LT16.01N-3.00GM**	●	
22	3.50	**RT22.01W-3.50GM**	○		**RT22.01N-3.50GM**	○	●
22		**LT22.01W-3.50GM**	●		**LT22.01N-3.50GM**	●	
22	4.00	**RT22.01W-4.00GM**	○	●	**RT22.01N-4.00GM**	○	●
22		**LT22.01W-4.00GM**	●		**LT22.01N-4.00GM**	●	
22	4.50	**RT22.01W-4.50GM**	○		**RT22.01N-4.50GM**	○	●
22		**LT22.01W-4.50GM**	○		**LT22.01N-4.50GM**	●	
22	5.00	**RT22.01W-5.00GM**	○		**RT22.01N-5.00GM**	○	
22		**LT22.01W-5.00GM**	●		**LT22.01N-5.00GM**	●	
22	5.50	**RT22.01W-5.50GM**	○		**RT22.01N-5.50GM**	○	
22		**LT22.01W-5.50GM**	○		**LT22.01N-5.50GM**	●	
22	6.00	**RT22.01W-6.00GM**	○	●	**RT22.01N-6.00GM**	○	●
22		**LT22.01W-6.00GM**	●		**LT22.01N-6.00GM**	●	

● Ex stock ○ On demand

HC[1] Coated carbide

Tool holders

SWR/L	SNR/L
	
A439-A440	A441-A442

System code A412 | Grade selection A411 | Technical info A447 | Cutting data A446

R/LT**N/W	I.C	S	d
16	9.525	3.97	4.4
22	12.7	5.56	5.5

Threading inserts

ISO metric coarse thread 60° partial profile

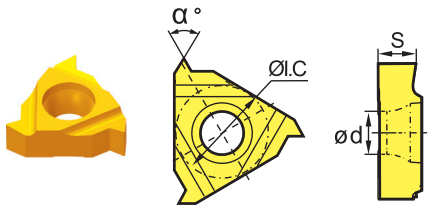

External right hand
Internal left hand

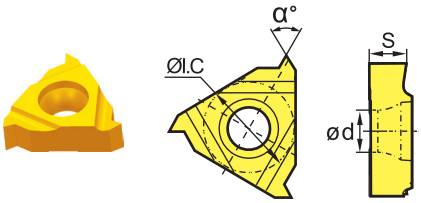

Internal right hand
External left hand

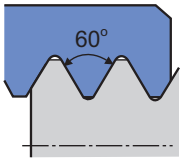

ISO	Pitch (T.P.i)	External	HC[1] (PVD) YBG201	HC[1] (PVD) YBG205	Internal	HC[1] (PVD) YBG201	HC[1] (PVD) YBG205
16	0.50 - 1.50	**RT16.01W-A60**	○	●	**RT16.01N-A60**	○	
16		**LT16.01W-A60**	●		**LT16.01N-A60**	●	
16	0.50 - 3.00	**RT16.01W-AG60**	○	●	**RT16.01N-AG60**	○	
16		**LT16.01W-AG60**	●		**LT16.01N-AG60**	●	○
16	1.75 - 3.00	**RT16.01W-G60**	○		**RT16.01N-G60**	○	
16		**LT16.01W-G60**	●		**LT16.01N-G60**	○	
16		**RT16.01W-G60P***	○	○	**RT16.01N-G60P***	○	
16		**LT16.01W-G60P***	●		**LT16.01N-G60P***	○	
22	3.50 - 5.00	**RT22.01W-N60P***	○	●	**RT22.01N-N60P***	○	●
22		**LT22.01W-N60P***	○		**LT22.01N-N60P***	○	

● Ex stock ○ On demand
P*: Inserts with chip-breakers

HC[1] Coated carbide

Tool holders

SWR/L	SNR/L
A439-A440	A441-A442

System code A412 | Grade selection A411 | Technical info A447 | Cutting data A446

Threading inserts

R/LT**N/W	I.C	S	d
16	9.525	3.97	4.4
22	12.7	5.56	5.5

ISO metric coarse thread 55° partial profile

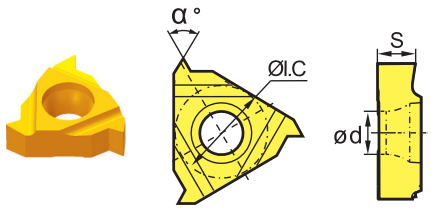

External right hand
Internal left hand

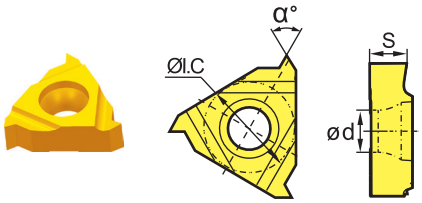

Internal right hand
External left hand

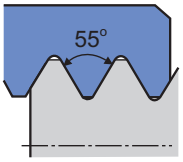

ISO	Pitch (T.P.i)	External	HC[1] (PVD) YBG201	HC[1] (PVD) YBG205	Internal	HC[1] (PVD) YBG201	HC[1] (PVD) YBG205
16	0.50 - 1.50	**RT16.01W-A55**	○		**RT16.01N-A55**	○	
16		**LT16.01W-A55**	●		**LT16.01N-A55**	○	
16	0.50 - 3.00	**RT16.01W-AG55**	○	●	**RT16.01N-AG55**	○	●
16		**LT16.01W-AG55**	○		**LT16.01N-AG55**	●	
16	1.75 - 3.00	**RT16.01W-G55**	○		**RT16.01N-G55**	○	
16		**LT16.01W-G55**	●		**LT16.01N-G55**	○	
16		**RT16.01W-G55P***	○		**RT16.01N-G55P***	○	
16		**LT16.01W-G55P***	●		**LT16.01N-G55P***	●	
22	3.50 - 5.00	**RT22.01W-N55P***	○		**RT22.01N-N55P***	○	

● Ex stock ○ On demand
P*: Inserts with chip-breakers

HC[1] Coated carbide

Tool holders

SWR/L	SNR/L
	
A439-A440	A441-A442

System code A412 | Grade selection A411 | Technical info A447 | Cutting data A446

Threading inserts

R/LT**N/W	I.C	S	d
16	9.525	3.97	4.4

Whitworth

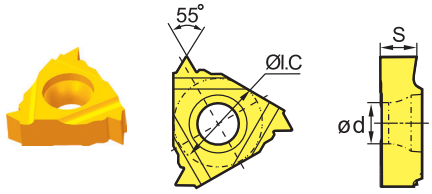

External right hand
Internal left hand

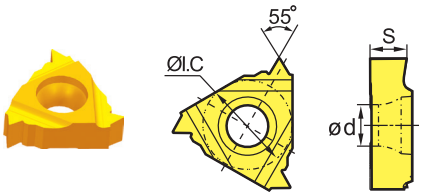

Internal right hand
External left hand

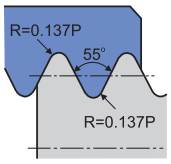

ISO 228·1:1982 DIN 259
B.S.84: 1956 Tolerance: Medium Class 1

ISO	Pitch (T.P.i)	External	HC[1] (PVD) YBG201	HC[1] (PVD) YBG205	Internal	HC[1] (PVD) YBG201	HC[1] (PVD) YBG205
16	8.00	**RT16.01W-8W**	○		**RT16.01N-8W**	○	
16		**LT16.01W-8W**	●		**LT16.01N-8W**	●	
16	9.00	-			**RT16.01N-9W**	○	
16		**LT16.01W-9W**	○		**LT16.01N-9W**	○	
16	10.00	**RT16.01W-10W**	○		**RT16.01N-10W**	○	
16		**LT16.01W-10W**	○		**LT16.01N-10W**	○	
16	11.00	**RT16.01W-11W**	○	●	**RT16.01N-11W**	○	●
16		**LT16.01W-11W**	●		**LT16.01N-11W**	○	
16	12.00	**RT16.01W-12W**	○		**RT16.01N-12W**	○	
16		**LT16.01W-12W**	○		**LT16.01N-12W**	○	
16	14.00	**RT16.01W-14W**	○	●	**RT16.01N-14W**	○	●
16		-			**LT16.01N-14W**	○	
16	16.00	**RT16.01W-16W**	○	●	**RT16.01N-16W**	○	●
16		**LT16.01W-16W**	○		**LT16.01N-16W**	○	

● Ex stock ○ On demand

HC[1] Coated carbide

Tool holders

SWR/L	SNR/L
	
A439-A440	A441-A442

System code A412 | Grade selection A411 | Technical info A447 | Cutting data A446

Threading inserts

R/LT**N/W	I.C	S	d
16	9.525	3.97	4.4

UN unified conventional thread 60° full profile

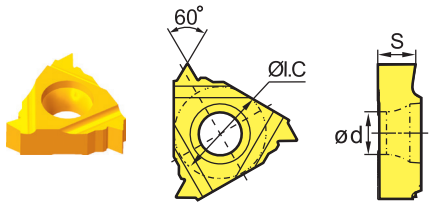

External right hand
Internal left hand

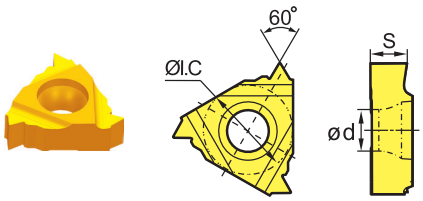

Internal right hand
External left hand

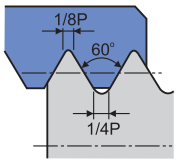

AS;E B1.1-1989
Tolerance: 2A·2B

ISO	Pitch (T.P.i)	External	HC[1] (PVD) YBG201	HC[1] (PVD) YBG205	Internal	HC[1] (PVD) YBG201	HC[1] (PVD) YBG205
16	8.00	**RT16.01W-8UN**	○		**RT16.01N-8UN**	○	
16		**LT16.01W-8UN**	○		**LT16.01N-8UN**	○	
16	10.00	**RT16.01W-10UN**	○		**RT16.01N-10UN**	○	
16		**LT16.01W-10UN**	○		**LT16.01N-10UN**	○	
16	12.00	**RT16.01W-12UN**	○		**RT16.01N-12UN**	○	
16		**LT16.01W-12UN**	○		**LT16.01N-12UN**	○	
16	14.00	**RT16.01W-14UN**	○		**RT16.01N-14UN**	○	
16		**LT16.01W-14UN**	○		**LT16.01N-14UN**	○	
16	16.00	**RT16.01W-16UN**	○		**RT16.01N-16UN**	○	
16		**LT16.01W-16UN**	○		**LT16.01N-16UN**	○	
16	18.00	**RT16.01W-18UN**	○		**RT16.01N-18UN**	○	
16		**LT16.01W-18UN**	○		**LT16.01N-18UN**	○	
16	20.00	**RT16.01W-20UN**	○		**RT16.01N-20UN**	○	
16		**LT16.01W-20UN**	○		**LT16.01N-20UN**	○	
16	24.00	-			**RT16.01N-24UN**	○	
16		-			**LT16.01N-24UN**	○	

● Ex stock ○ On demand

HC[1] Coated carbide

Tool holders

SWR/L	SNR/L
A439-A440	A441-A442

System code A412 | Grade selection A411 | Technical info A447 | Cutting data A446

Threading inserts

R/LT**N/W	I.C	S	d
16	9.525	3.97	4.4

BSPT Whitworth taper pipe thread

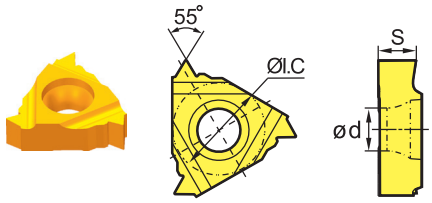

External right hand
Internal left hand

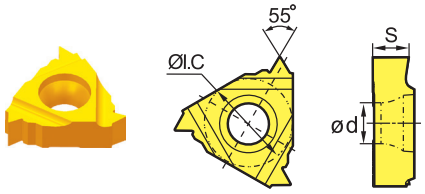

Internal right hand
External left hand

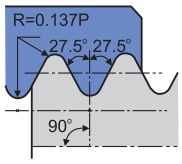

ISO 7·1: 1984 B.S.21:1985
Standard BSPT

ISO	Pitch (T.P.i)	External	HC[1] (PVD) YBG201	HC[1] (PVD) YBG205	Internal	HC[1] (PVD) YBG201	HC[1] (PVD) YBG205
16	11.00	**RT16.01W-11BSPT**	○		**RT16.01N-11BSPT**	○	
16		**LT16.01W-11BSPT**	●		**LT16.01N-11BSPT**	○	
16	14.00	**RT16.01W-14BSPT**	○		**RT16.01N-14BSPT**	○	
16		**LT16.01W-14BSPT**	○		**LT16.01N-14BSPT**	○	
16	19.00	**RT16.01W-19BSPT**	○		**RT16.01N-19BSPT**	○	
16		**LT16.01W-19BSPT**	○		**LT16.01N-19BSPT**	○	
16	28.00	**RT16.01W-28BSPT**	○		**RT16.01N-28BSPT**	○	
16		**LT16.01W-28BSPT**	○		**LT16.01N-28BSPT**	○	

● Ex stock ○ On demand

HC[1] Coated carbide

Tool holders

SWR/L	SNR/L
	
A439-A440	A441-A442

System code A412 | Grade selection A411 | Technical info A447 | Cutting data A446

Threading inserts

R/LT**N/W	I.C	S	d
16	9.525	3.97	4.4

NPT American taper pipe thread

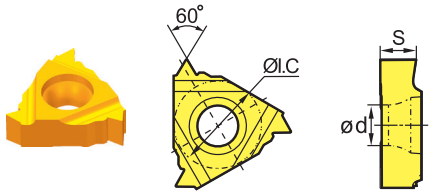

External right hand
Internal left hand

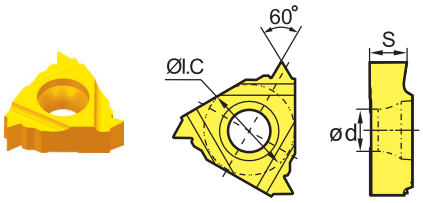

Internal right hand
External left hand

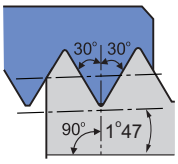

ASME B1.20.1-1983
Standard NPT

ISO	Pitch (T.P.i)	External	HC[1] (PVD) YBG201	HC[1] (PVD) YBG205	Internal	HC[1] (PVD) YBG201	HC[1] (PVD) YBG205
16	8.00	**RT16.01W-8NPT**	○		**RT16.01N-8NPT**	○	
16		**LT16.01W-8NPT**	○		**LT16.01N-8NPT**	○	
16	11.50	**RT16.01W-11.5NPT**	○		**RT16.01N-11.5NPT**	○	
16		**LT16.01W-11.5NPT**	○		**LT16.01N-11.5NPT**	○	
16	14.00	**RT16.01W-14NPT**	○	○	**RT16.01N-14NPT**	○	
16		**LT16.01W-14NPT**	○		**LT16.01N-14NPT**	○	
16	18.00	**RT16.01W-18NPT**	○		**RT16.01N-18NPT**	○	
16		**LT16.01W-18NPT**	○		**LT16.01N-18NPT**	○	
16	27.00	**RT16.01W-27NPT**	○		**RT16.01N-27NPT**	○	
16		**LT16.01W-27NPT**	○		**LT16.01N-27NPT**	○	

● Ex stock ○ On demand

HC[1] Coated carbide

Tool holders

SWR/L	SNR/L
A439-A440	A441-A442

System code A412 | Grade selection A411 | Technical info A447 | Cutting data A446

Threading inserts

R/LT**N/W	I.C	S	d
16	9.525	3.97	4.4

NPTF dryseal American taper pipe thread 60°

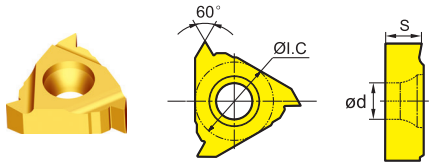

External right hand
Internal left hand

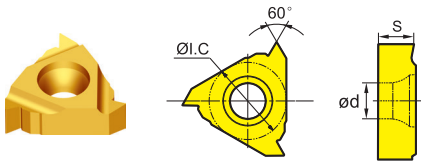

Internal right hand
External left hand

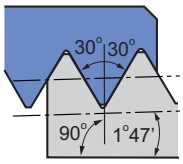

ASME B1.20.1-1983
Tolerance: 2

ISO	Pitch (T.P.i)	External	HC[1] (PVD)								Internal	HC[1] (PVD)							
			YBG201	YBG205								YBG201	YBG205						
16	8.00	-									**RT16.01N-8NPTF**	○							
16	11.50	**RT16.01W-11.5NPTF**	○								**RT16.01N-11.5NPTF**	○							
16	14.00	**RT16.01W-14NPTF**	○								**RT16.01N-14NPTF**	○							
16	18.00	**RT16.01W-18NPTF**	○								**RT16.01N-18NPTF**	○							
16	27.00	-									**RT16.01N-27NPTF**	○							

● Ex stock ○ On demand

HC[1] Coated carbide

Tool holders

SWR/L	SNR/L
	
A439	A441

System code A412 | Grade selection A411 | Technical info A447 | Cutting data A446

Threading inserts

R/LT**N/W	I.C	S	d
16	9.525	3.97	4.4

R knuckle thread 30°

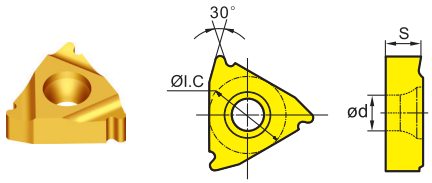

External right hand
Internal left hand

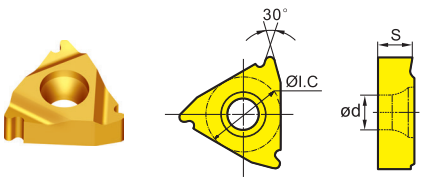

Internal right hand
External left hand

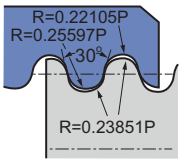

DIN 405
Tolerance: 7

ISO	Pitch (T.P.i)	External	HC[1] (PVD)								Internal	HC[1] (PVD)							
			YBG201	YBG205								YBG201	YBG205						
16	6.00	**RT16.01W-6R**	○								**RT16.01N-6R**	○	○						
16	8.00	**RT16.01W-8R**	○								**RT16.01N-8R**	○	○						
16	10.00	**RT16.01W-10R**	○								**RT16.01N-10R**	○	○						

● Ex stock ○ On demand

HC[1] Coated carbide

Tool holders

SWR/L	SNR/L
A439	A441

System code A412 | Grade selection A411 | Technical info A447 | Cutting data A446

Threading inserts

R/LT**N/W	I.C	S	d
16	9.525	3.97	4.4

MJ thread for aerospace

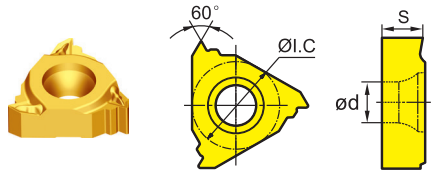

External right hand
Internal left hand

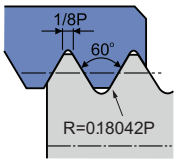

ISO 5855-1999
Tolerance: 4

ISO	Pitch (T.P.i)	External	HC[1] (PVD)								Internal	HC[1] (PVD)							
			YBG201	YBG205								YBG201	YBG205						
16	1.50	**RT16.01W-1.50MJ**	○								-								

● Ex stock ○ On demand

HC[1] Coated carbide

Tool holders

SWR/L

A439

System code A412 | Grade selection A411 | Technical info A447 | Cutting data A446

Threading inserts

R/LT**N/W	I.C	S	d
16	9.525	3.97	4.4

UNJ unified screw thread

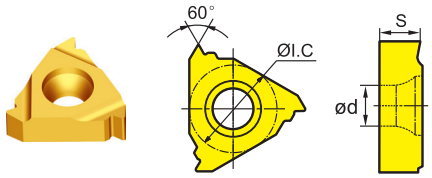

External right hand
Internal left hand

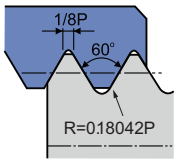

ISO 3161-1999
Tolerance: 3A

ISO	Pitch (T.P.i)	External	HC[1] (PVD)		Internal	HC[1] (PVD)	
			YBG201	YBG205		YBG201	YBG205
16	10.00	**RT16.01W-10UNJ**	○		-		
16	12.00	**RT16.01W-12UNJ**	○		-		
16	14.00	**RT16.01W-14UNJ**	○		-		
16	16.00	**RT16.01W-16UNJ**	○		-		
16	18.00	**RT16.01W-18UNJ**	○		-		
16	20.00	**RT16.01W-20UNJ**	○		-		
16	24.00	**RT16.01W-24UNJ**	○		-		
16	28.00	**RT16.01W-28UNJ**	○		-		
16	32.00	**RT16.01W-32UNJ**	○		-		

● Ex stock ○ On demand

HC[1] Coated carbide

Tool holders

SWR/L

A439

System code A412 | Grade selection A411 | Technical info A447 | Cutting data A446

Threading inserts

R/LT**N/W	I.C	S	d
16	9.525	3.97	4.4

TR metrical ISO trapezoidal thread 30°

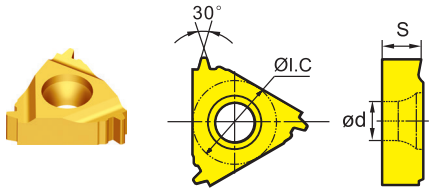

External right hand
Internal left hand

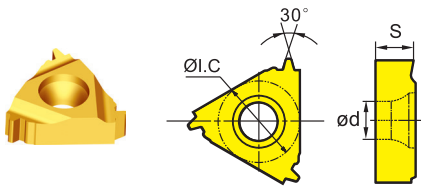

Internal right hand
External left hand

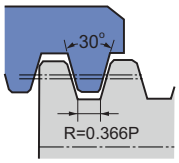

ISO 2901-2904
Tolerance: 7

ISO	Pitch (T.P.i)	External	HC[1] (PVD)								Internal	HC[1] (PVD)							
			YBG201	YBG205								YBG201	YBG205						
16	1.50	**RT16.01W-1.50TR**	○								**RT16.01N-1.50TR**	●							
16	2.00	**RT16.01W-2.00TR**	○	○							**RT16.01N-2.00TR**	○	○						
16	3.00	**RT16.01W-3.00TR**	○	○							**RT16.01N-3.00TR**	○	●						

● Ex stock ○ On demand

HC[1] Coated carbide

Tool holders

SWR/L	SNR/L
A439	A441

System code A412 | Grade selection A411 | Technical info A447 | Cutting data A446

Threading inserts

R/LT**N/W	I.C	S	d
16	9.525	3.97	4.4

ACME American national thread 29°

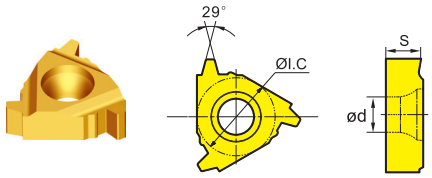

External right hand
Internal left hand

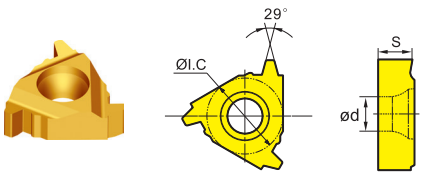

Internal right hand
External left hand

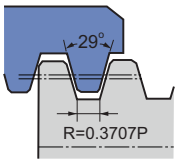

ANSI B1.5-1988
Tolerance: 2G

ISO	Pitch (T.P.i)	External	HC[1] (PVD)		Internal	HC[1] (PVD)	
			YBG201	YBG205		YBG201	YBG205
16	8.00	**RT16.01W-8AC**	○		**RT16.01N-8AC**	○	
16	10.00	**RT16.01W-10AC**	○		**RT16.01N-10AC**	○	
16	12.00	**RT16.01W-12AC**	○		**RT16.01N-12AC**	○	
16	14.00	**RT16.01W-14AC**	○		**RT16.01N-14AC**	○	
16	16.00	**RT16.01W-16AC**	○		**RT16.01N-16AC**	○	

● Ex stock ○ On demand

HC[1] Coated carbide

Tool holders

SWR/L	SNR/L
	
A439	A441

System code A412 | Grade selection A411 | Technical info A447 | Cutting data A446

Threading inserts

R/LT**N/W	I.C	S	d
16	9.525	3.97	4.4

STUB-ACME thread

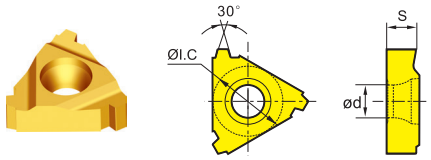

External right hand
Internal left hand

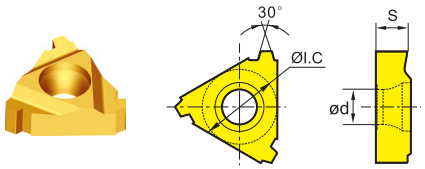

Internal right hand
External left hand

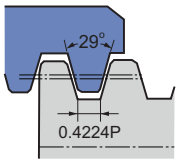

ANSI B1.8-1988
Tolerance: API Standard

ISO	Pitch (T.P.i)	External	HC[1] (PVD)								Internal	HC[1] (PVD)							
			YBG201	YBG205								YBG201	YBG205						
16	8.00	**RT16.01W-8STAC**	○								**RT16.01N-8STAC**	○							
16	10.00	**RT16.01W-10STAC**	○								**RT16.01N-10STAC**	○							
16	12.00	**RT16.01W-12STAC**	○								**RT16.01N-12STAC**	○							
16	14.00	**RT16.01W-14STAC**	○								**RT16.01N-14STAC**	○							
16	16.00	**RT16.01W-16STAC**	○								**RT16.01N-16STAC**	○							

● Ex stock ○ On demand

HC[1] Coated carbide

Tool holders

SWR/L	SNR/L
	
A439	A441

System code A412 | Grade selection A411 | Technical info A447 | Cutting data A446

Threading inserts

R/LT**N/W	I.C	S	d
22	12.7	5.56	5.5

API 60° thread

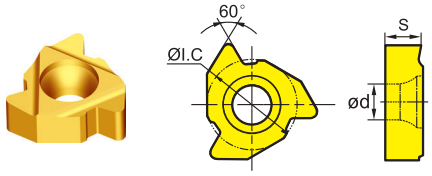

External right hand
Internal left hand

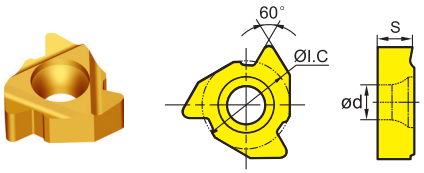

Internal right hand
External left hand

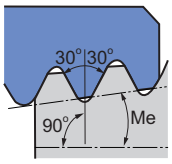

Me = taper, 2i.p.f-4°46', 3i.p.f-7°01'
API SPEC7:1990 Tolerance: API Standard

ISO	Pitch (T.P.i)	External	HC[1] (PVD)								Internal	HC[1] (PVD)								
			YBG201	YBG205								YBG201	YBG205							
22	4.00	**RT22.01W-4AP382**	○								**RT22.01N-4AP382**	○								
22		**RT22.01W-4AP383**	○								**RT22.01N-4AP383**	○								
22		**RT22.01W-4AP502**	○								**RT22.01N-4AP502**	○								
22		**RT22.01W-4AP503**	○								**RT22.01N-4AP503**	○								
22	5.00	**RT22.01W-5AP403**	○								**RT22.01N-5AP403**	○								

● Ex stock ○ On demand

HC[1] Coated carbide

Tool holders

SWR/L	SNR/L
	
A439	A441

System code A412 | Grade selection A411 | Technical info A447 | Cutting data A446

R/LT**N/W	I.C	S	d
16	9.525	3.97	4.4
22	12.7	5.56	5.5

Threading inserts

API round thread

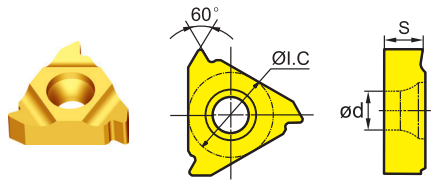

External right hand
Internal left hand

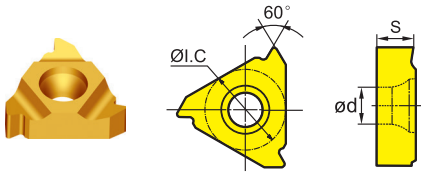

Internal right hand
External left hand

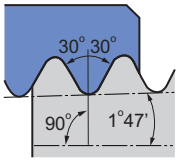

API spec.5B
Tolerance: API RD

ISO	Pitch (T.P.i)	External	HC[1] (PVD)								Internal	HC[1] (PVD)							
			YBG201	YBG205								YBG201	YBG205						
16	8.00	**RT16.01W-8RD**	○								**RT16.01N-8RD**	○							
16	10.00	**RT16.01W-10RD**	○								**RT16.01N-10RD**	○							
22	8.00	**RT22.01W-8RD**	○								**RT22.01N-8RD**	○							
22	10.00	**RT22.01W-10RD**	○								**RT22.01N-10RD**	○							

● Ex stock ○ On demand

HC[1] Coated carbide

Tool holders

SWR/L	SNR/L
	
A439	A441

System code A412 | Grade selection A411 | Technical info A447 | Cutting data A446

Threading inserts

R/LT**N/W	I.C	S	d
22	12.7	5.56	5.5

API American buttress thread

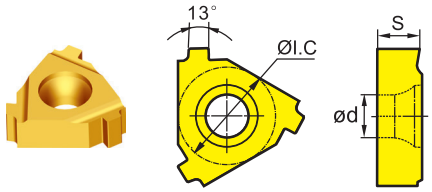

External right hand
Internal left hand

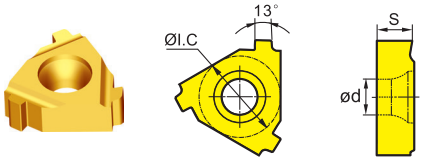

Internal right hand
External left hand

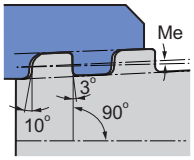

Me=taper 3/4i.p.f-1°47'-1°47' for Ø 4 1/2-13 3/8"
1 i.p.f--2°23' for Ø16" SEPC.5B.1979 Tol.: API Std.

ISO	Pitch (T.P.i)	External	HC[1] (PVD)								Internal	HC[1] (PVD)							
			YBG201	YBG205								YBG201	YBG205						
22	5.00	**RT22.01W-5BUT**	○								**RT22.01N-5BUT**	○							

● Ex stock ○ On demand

HC[1] Coated carbide

Tool holders

SWR/L	SNR/L
A439	A441

System code A412 | Grade selection A411 | Technical info A447 | Cutting data A446

Threading inserts (thin type)

R/LT**N/W	I.C	S	d
16	9.525	3.52	4

ISO metric coarse thread 60° full profile (thin type)

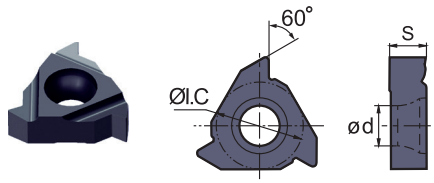

External right hand
Internal left hand

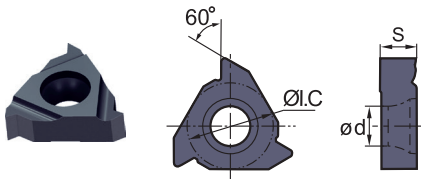

Internal right hand
External left hand

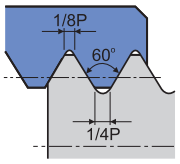

ISO 965-1980 DIN 13
GB·T 197-2003 Tolerance: 6g/6H

ISO	Pitch (T.P.i)	External	HC[1] (PVD) YBG202	HC[1] (PVD) YBG205	Internal	HC[1] (PVD) YBG202	HC[1] (PVD) YBG205
16	0,50	**RT16.01W-0.50GMB**	●		**RT16.01N-0.50GMB**	●	
16	0,75	**RT16.01W-0.75GMB**	●		**RT16.01N-0.75GMB**	●	
16	1,00	**RT16.01W-1.00GMB**	●	○	**RT16.01N-1.00GMB**	●	●
16		**RT16.01W-1.00GMPB***	●	●	**RT16.01N-1.00GMPB***		●
16	1,25	**RT16.01W-1.25GMB**	●	●	**RT16.01N-1.25GMB**	●	●
		RT16.01W-1.25GMPB*		●	**RT16.01N-1.25GMPB***		●
16	1,50	**RT16.01W-1.50GMB**	●	○	**RT16.01N-1.50GMB**	●	●
16		**RT16.01W-1.50GMPB***	●	●	**RT16.01N-1.50GMPB***		●
16	1,75	**RT16.01W-1.75GMB**	●	●	**RT16.01N-1.75GMB**	●	●
		RT16.01W-1.75GMPB*		●	**RT16.01N-1.75GMPB***		●
16	2,00	**RT16.01W-2.00GMB**	●	○	**RT16.01N-2.00GMB**	●	●
16		**RT16.01W-2.00GMPB***	●	●	**RT16.01N-2.00GMPB***	●	●
16	2,50	**RT16.01W-2.50GMB**	●	○	**RT16.01N-2.50GMB**	●	●
		RT16.01W-2.50GMPB*	●	●	**RT16.01W-2.50GMPB***		●
16	3,00	**RT16.01W-3.00GMB**	●	○	**RT16.01N-3.00GMB**	●	○
16		**RT16.01W-3.00GMPB***	●	●	**RT16.01N-3.00GMPB***		●

● Ex stock ○ On demand
PB*: Inserts with chip-breakers

HC[1] Coated carbide

Tool holders

SWR	SNR
	
A443	A444

System code A412 | Grade selection A411 | Technical info A447 | Cutting data A446

Threading inserts (thin type)

R/LT**N/W	I.C	S	d
16	9.525	3.52	4

ISO metric coarse thread 60° partial profile (thin type)

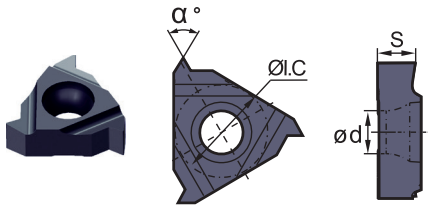

External right hand
Internal left hand

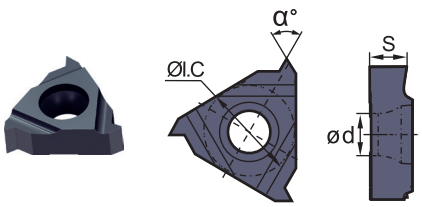

Internal right hand
External left hand

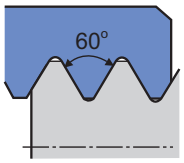

ISO	Pitch (T.P.i)	External	HC[1] (PVD)		Internal	HC[1] (PVD)	
			YBG202	YBG205		YBG202	YBG205
16	0.50 - 1.50	**RT16.01W-A60B**	●		**RT16.01N-A60B**	●	
16	0.50 - 3.00	**RT16.01W-AG60B**	●		**RT16.01N-AG60B**	●	
16		**RT16.01W-AG60PB***	●	●	-		
16	1.75 - 3.00	**RT16.01W-G60B**	●	○	**RT16.01N-G60B**	●	

● Ex stock ○ On demand
PB*: Inserts with chip-breakers

HC[1] Coated carbide

Tool holders

SWR	SNR
	
A443	A444

System code A412 | Grade selection A411 | Technical info A447 | Cutting data A446

Threading inserts (thin type)

R/LT**N/W	I.C	S	d
16	9.525	3.52	4

ISO metric coarse thread 55° partial profile (thin type)

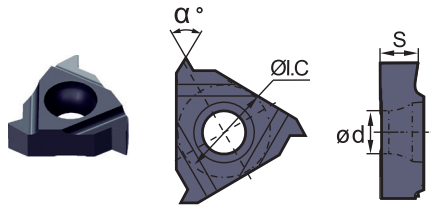

External right hand
Internal left hand

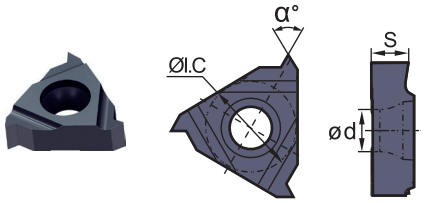

Internal right hand
External left hand

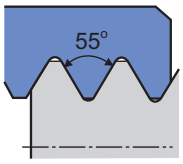

ISO	Pitch (T.P.i)	External	HC[1] (PVD) YBG202	HC[1] (PVD) YBG205	Internal	HC[1] (PVD) YBG202	HC[1] (PVD) YBG205
16	0.50 - 1.50	**RT16.01W-A55B**	●		**RT16.01N-A55B**	○	
16	0.50 - 3.00	**RT16.01W-AG55B**	●		**RT16.01N-AG55B**	○	
16		**RT16.01W-AG55PB***	●	○	-		
16	1.75 - 3.00	**RT16.01W-G55B**	●		**RT16.01N-G55B**	●	

● Ex stock ○ On demand
PB*: Inserts with chip-breakers

HC[1] Coated carbide

Tool holders

SWR	SNR
	
A443	A444

System code A412 | Grade selection A411 | Technical info A447 | Cutting data A446

Threading inserts (thin type)

R/LT**N/W	I.C	S	d
16	9.525	3.52	4

Whitworth (thin type)

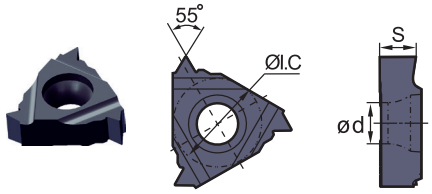

External right hand
Internal left hand

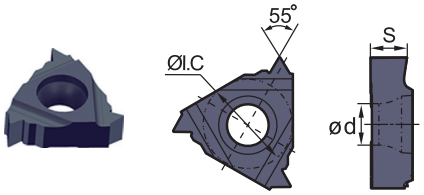

Internal right hand
External left hand

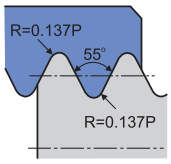

ISO 965-1980 DIN 13
GB·T 197-2003 Tolerance: Medium Class A

ISO	Pitch (T.P.i)	External	HC[1] (PVD) YBG202	HC[1] (PVD) YBG205	Internal	HC[1] (PVD) YBG202	HC[1] (PVD) YBG205
16	8.00	**RT16.01W-8WB**	○		**RT16.01N-8WB**	○	
16	9.00	**RT16.01W-9WB**	●		**RT16.01N-9WB**	○	
16	10.00	**RT16.01W-10WB**	○		**RT16.01N-10WB**	●	
16	11.00	**RT16.01W-11WB**	●	○	**RT16.01N-11WB**	●	
16		-			**RT16.01N-11WPB***	●	●
16	12.00	**RT16.01W-12WB**	●		**RT16.01N-12WB**	●	
16	14.00	**RT16.01W-14WB**	●		**RT16.01N-14WB**	○	
16		-			**RT16.01N-14WPB***	●	●
16	16.00	**RT16.01W-16WB**	○		**RT16.01N-16WB**	○	○

● Ex stock ○ On demand
PB*: Inserts with chip-breakers

HC[1] Coated carbide

Tool holders

SWR	SNR
	
A443	A444

System code A412 | Grade selection A411 | Technical info A447 | Cutting data A446

Threading inserts (thin type)

R/LT**N/W	I.C	S	d
16	9.525	3.52	4

UN unified conventional thread 60° full profile (thin type)

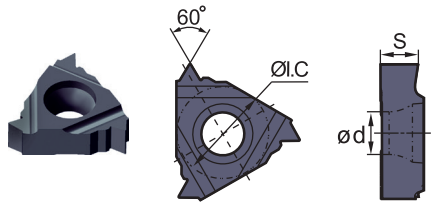

External right hand
Internal left hand

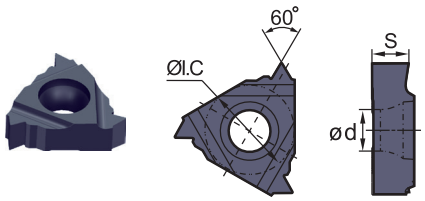

Internal right hand
External left hand

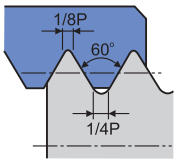

ASME B1.1-1989
Tolerance: 2A/2B

ISO	Pitch (T.P.i)	External	HC[1] (PVD) YBG202	HC[1] (PVD) YBG205	Internal	HC[1] (PVD) YBG202	HC[1] (PVD) YBG205
16	8.00	**RT16.01W-8UNB**	●		**RT16.01N-8UNB**	●	
16	10.00	**RT16.01W-10UNB**	●		**RT16.01N-10UNB**	●	
16	12.00	**RT16.01W-12UNB**	●		**RT16.01N-12UNB**	●	
16	14.00	**RT16.01W-14UNB**	●		**RT16.01N-14UNB**	○	
16	16.00	**RT16.01W-16UNB**	●		**RT16.01N-16UNB**	●	
16	18.00	**RT16.01W-18UNB**	○		**RT16.01N-18UNB**	○	
16	20.00	**RT16.01W-20UNB**	●		**RT16.01N-20UNB**	●	
16	24.00	-			**RT16.01N-24UNB**	○	

● Ex stock ○ On demand

HC[1] Coated carbide

Tool holders

SWR	SNR
	
A443	A444

System code A412 | Grade selection A411 | Technical info A447 | Cutting data A446

Threading inserts (thin type)

R/LT**N/W	I.C	S	d
16	9.525	3.52	4

BSPT Whitworth taper pipe thread (thin type)

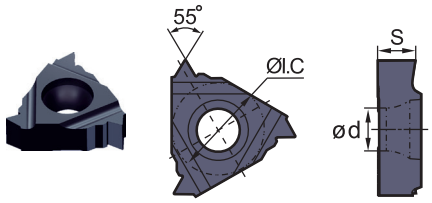

External right hand
Internal left hand

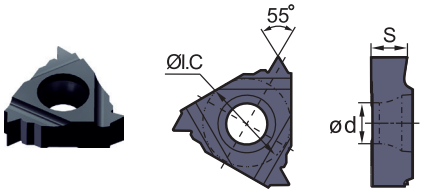

Internal right hand
External left hand

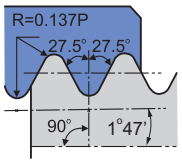

ASME B1.1-1989
Standard BSPT

ISO	Pitch (T.P.i)	External	HC[1] (PVD)		Internal	HC[1] (PVD)	
			YBG202	YBG205		YBG202	YBG205
16	11.00	**RT16.01W-11BSPTB**	●	○	**RT16.01N-11BSPTB**	○	○
16	14.00	**RT16.01W-14BSPTB**	●		**RT16.01N-14BSPTB**	○	
16		**RT16.01W-14BSPTPB***	●		**RT16.01N-14BSPTPB***	○	●
16	19.00	**RT16.01W-19BSPTB**	●		**RT16.01N-19BSPTB**	○	
16	28.00	**RT16.01W-28BSPTB**	○		**RT16.01N-28BSPTB**	○	

● Ex stock ○ On demand
PB*: Inserts with chip-breakers

HC[1] Coated carbide

Tool holders

SWR	SNR
	
A443	A444

System code A412 | Grade selection A411 | Technical info A447 | Cutting data A446

Threading inserts (thin type)

R/LT**N/W	I.C	S	d
16	9.525	3.52	4

NPT American taper pipe thread (thin type)

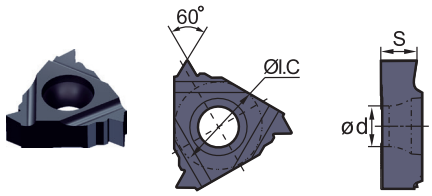

External right hand
Internal left hand

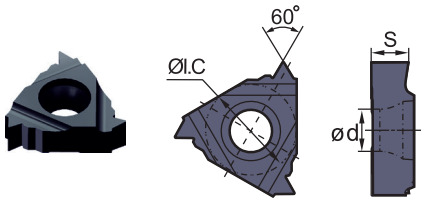

Internal right hand
External left hand

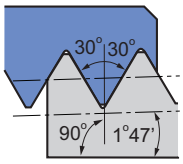

ASME B1.20.1-1983
Standard NPT

ISO	Pitch (T.P.i)	External	HC[1] (PVD)								Internal	HC[1] (PVD)							
			YBG202	YBG205								YBG202	YBG205						
16	8.00	**RT16.01W-8NPTB**	○								**RT16.01N-8NPTB**	○							
16	11.50	**RT16.01W-11.5NPTB**	○								**RT16.01N-11.5NPTB**	●							
16		-									**RT16.01N-11.5NPTPB***	○	●						
16	14.00	**RT16.01W-14NPTB**	○	●							**RT16.01N-14NPTB**	○							
16		-									**RT16.01N-14NPTPB***	○	●						
16	18.00	**RT16.01W-18NPTB**	●								**RT16.01N-18NPTB**	○							
16	27.00	**RT16.01W-27NPTB**	○								**RT16.01N-27NPTB**	○							

● Ex stock ○ On demand
PB*: Inserts with chip-breakers

HC[1] Coated carbide

Tool holders

SWR	SNR
	
A443	A444

System code A412 | Grade selection A411 | Technical info A447 | Cutting data A446