

A

Turning

B

Milling

C

Drilling

DTechnical
Information**E**

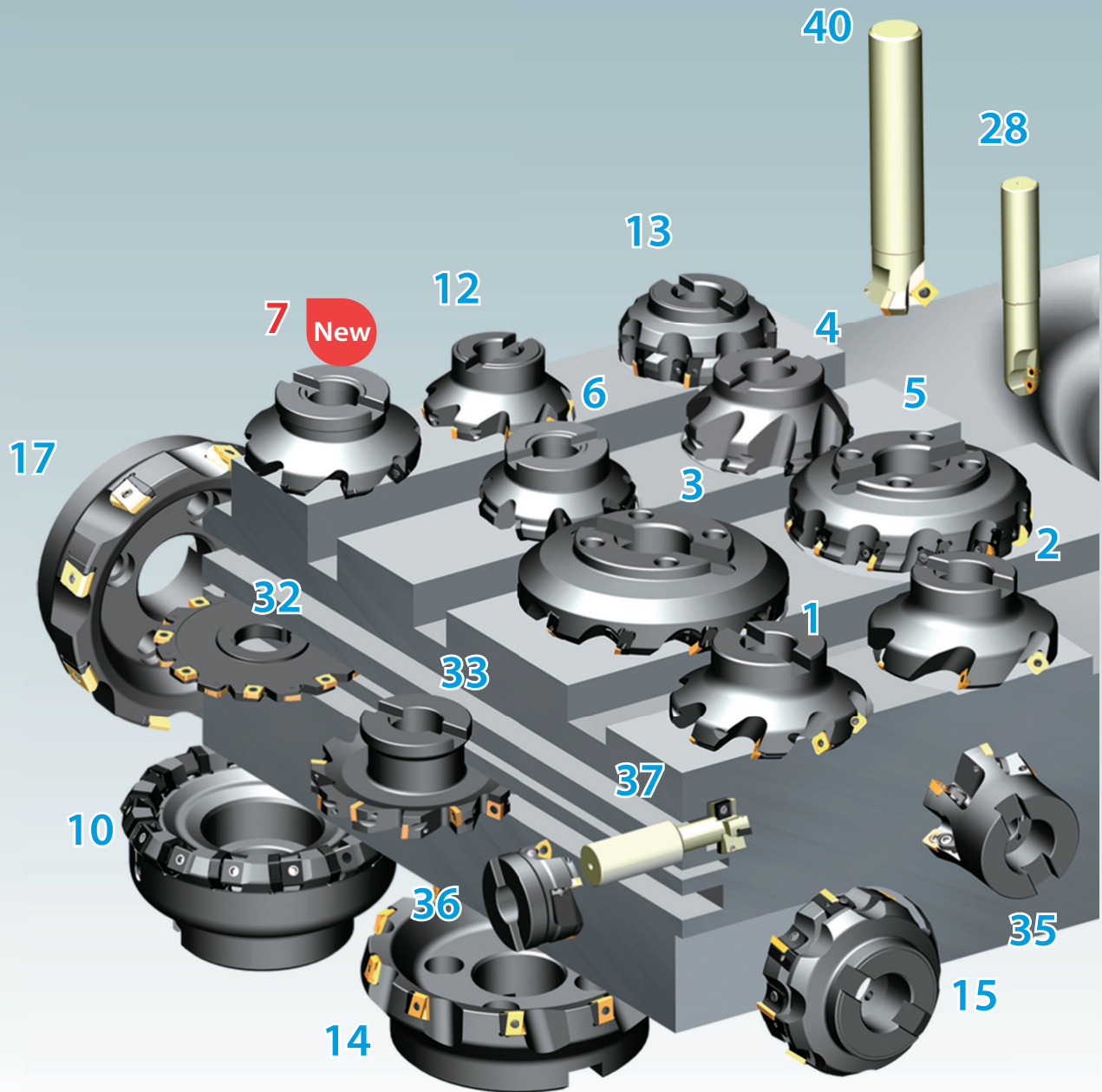
Index

B

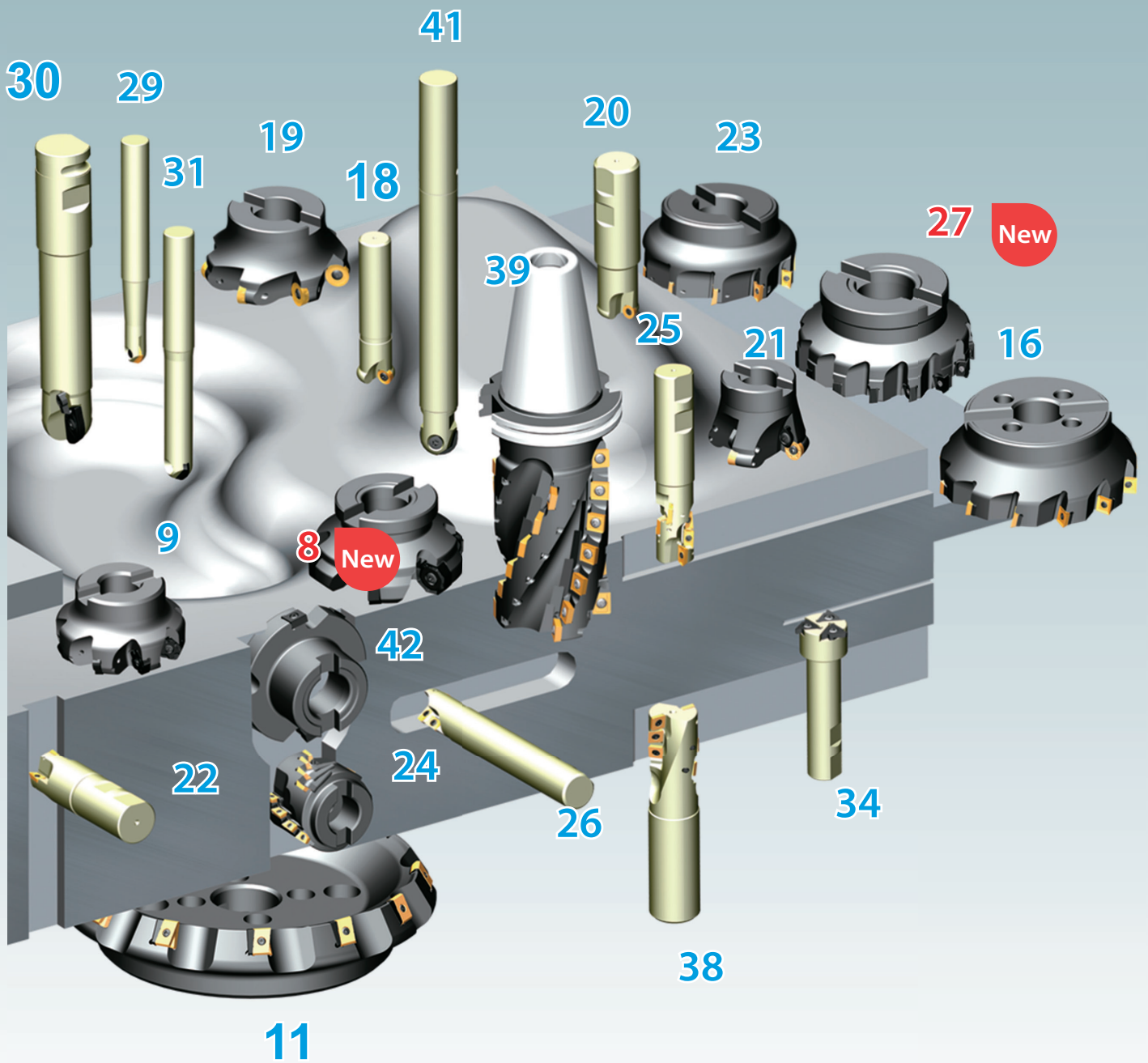
Indexable milling

Product overview	B4-B5
System overview	B6-B19
Chip breaker overview	B20
Grade overview	B21-B23
Application fields of grades	B24
System code – milling bodies	B26-B27
ISO code – inserts	B28-B29
System code – slot milling	B30
Face milling	B31-B103
Square shoulder milling	B104-B135
Profile milling	B136-B152
Slot milling	B153-B164
High feed milling	B165-B173
Bore milling	B174-B175
T-slot milling	B176-B177
Helical milling	B178-B183
Chamfer milling	B184-B196
Indexable heads – QCH series	B197-B211
General milling inserts	B212-B223
Recommended cutting data	B224-B255
Trouble shooting	B464
Technical information	B465-B472

Indexable inserts milling tool program



No.	Tool category	Page	No.	Tool category	Page	No.	Tool category	Page
1	FMA01	B31	9	FMD02 (PN11)	B60	17	FMP03	B82
2	FMA02	B34	10	FMD02 (HN09)	B66	-	FMP12	B86
3	FMA03	B37	11	FMD03	B68	18	FMR01	B90
4	FMA04 (OFKT05**)	B40	12	FME02	B70	19	FMR02	B93
5	FMA04 (OFKR07**)	B40	13	FME03	B72	20	FMR03	B96
6	FMA07	B46	14	FME04	B75	21	FMR04	B100
7	FMA11	B52	15	FMP01	B77	22	EMP01	B104
8	FMA12	B56	16	FMP02	B79	23	EMP02	B110











11

No.	Tool category	Page	No.	Tool category	Page	No.	Tool category	Page
24	EMP03	B113	31	BMR04	B149	39	HMP01-EC	B182
25	EMP04	B115	32	SMP01	B153	40	CM*01	B184
26	EMP05	B117	33	SMP03	B157	41	QCH	B198
-	EMP09	B120	34	SMP05	B161	42	XMP01	B174
27	EMP13	B126	35	XMR01 (SDMT**)	B166			
28	BMR01	B136	36	XMR01 (WPGT**)	B170			
29	BMR02	B139	37	TMP01	B176			
30	BMR03	B141	38	HMP01	B178			

Milling inserts









A

Turning

								
ANGX-GM	ANGX-LH	APKT-ALH	APKT-APF	APKT-APM	APKT-KM	APKT-LH	APKT-PF	
11 15	11 15	11 16	11 16	07 11 16	15	11 16	11 16	Edge length
B127, B129, B131, B133, B135	B127, B129, B131, B133, B135	B105, B108, B111, B114, B116, B205	B105, B108, B111, B114, B116, B205	B105, B108, B111, B114, B116, B205	B179, B181, B183	B105, B108, B111, B114, B116, B205	B105, B108, B111, B114, B116, B205	Page









B

Milling

								
APKT-PM	APKT-PR	APMT	CNE-A/B	HNEX-DM	HNEX-DR	HNGX-HDR	HNGX-MR	
11 15 16	11	11 16	12	09	09	09	09	Edge length
B105, B108, B111, B114, B116, B205	B105, B108, B111, B114, B116, B205	B118	B175	B67	B67	B212	B212	Page









C









Drilling









								
LNCX	LNE32.534	LNKT-GM	LNKT-ZR	MPHT-DM	OFKR-DF	OFKR-DM	OFKT-DF	
18		08 12 16	12 15 20 25	06 08 12	07	07	05	Edge length
B214	B213	B121, B123	B69, B76, B83	B158, B160, B177	B43	B43	B41	Page

D

Technical Information









								
OFKT-DM	OFKT-LH	ONHU-GM	ONHU-PF	ONHU-PM	PNEG-CF	PNEG-CM	PNEG-CR	
05	05	08	06 08	06 08	11	11	11	Edge length
B41	B41	B57	B47, B49	B47, B49	B61, B64	B61, B64	B61, B64	Page

								
PNEG-PF	PNEG-PM	PNEG-PR	RCKT-DM	RCKT-DR	RCKT-ER	RCKT-NM	RDKW	
11	11	11	10 12 16 20	12 16 20	12 16 20	12 16 20	07 08 10 12 16 20	Edge length
B62, B64	B62, B64	B62, B64	B91, B95	B91, B95	B91, B95	B91, B95	B99, B103, B207, B209	Page







































								
ROHX	SDMT	SDMT-DM	SDMT-PM	SEEN	SEET-APF	SEET-APM	SEET-APR	
12 16 20	09	06 09 12 15	06 09 12 15	12	09 12	09 12	09 12	Edge length
B140	B138	B167, B169, B201	B167, B169, B201	B38	B80	B80	B80	Page

E

Index

								
SEET-CF	SEET-CM	SEET-CR	SEET-DF	SEET-DM	SEET-DR	SEET-EF	SEET-EM	
12	12	12	12	12 18	12	12	12	Edge length
B32, B35	B32, B35	B32, B35	B32, B35	B32, B35	B32, B35	B32, B35	B32, B35	Page

Milling inserts

								
SEET-LH	SEET-PF	SEET-PM	SEET-PR	SEET-W	SEKN	SEKR	SNEG-E	
12	09 12	09 12	09 12	12	12 15	12	15	Edge length
B80	B80	B80	B80	B33, B36	B39	B39	B53	Page
								
SNEG-GM	SNEG-GR	SNEG-W	SNKN	SPCN	SPGN	SPKN	SPKR	
12 15	12 15 19	12	12 15	12 15	12	12 15	12	Edge length
B53	B53	B54	B215	B216	B219	B73	B74	Page
								
SPKR-GM	SPKT	SPKW	SPMR	SPMT	SPMT-HT	SPMT-KM	SPMT-KT	
12 15	12	12	09 12	06 09 12	09 12	12	06	Edge length
B74	B71	B71	B217	B138, B185, B187, B189, B191, B193, B195	B218	B179, B181, B183	B138, B218	Page
								
SPMT-PM	SPUN	TPCN	TPKN	TPMR	TPUN	WNHU-GM	WPGT	
12	12 15	22	16 22	09 11 16 22	11 16 22	06 08	05 06 08 09	Edge length
B179, B181, B183	B219	B220	B78, B221	B222	B222	B87, B89	B171, B173, B203	Page
								
WPGT-PM	XSEQ	XPHT-GM	ZDET	ZDET-PM	ZOHX-GF	ZOHX-GM	ZPNT	
05 06 08 09	12	16 20 25 30 32 40 50	08 11 13	13	12 16 20 25 30 32	12 16 20 25 30 32	22	Edge length
B171, B173, B203	B154, B156	B142, B144, B146, B148, B199	B137	B137	B150, B152, B211	B150, B152, B211	B137	Page

A

Turning

B

Milling

C

Drilling













D

Technical
Information

E

Index

Face milling

Series	Milling body	Inserts	Kr	Application						Features	Page
				P	M	K	N	S	H		
FMA01		 SEET12T3 SEET18T6	45°	✓	✓	✓	✓	✓		<ul style="list-style-type: none"> • Diameter range Ø50 – 315 mm • For steel, stainless steel, cast iron, non-ferrous metals and heatresistant alloys • Milling cutter with positive, soft cutting geometry • Wiper inserts for good surface quality 	B31
FMA02		 SEET12T3	45°	✓	✓	✓	✓	✓		<ul style="list-style-type: none"> • Diameter range Ø50 – 125 mm • For steel, stainless steel, cast iron, non-ferrous metals and heatresistant alloys • Milling cutter with positive, soft cutting geometry • Wide pitch 	B34
FMA03		 SEEN1203 SEKN1203 SEKR1203 SEKN1504 SEKR1504	45°	✓	✓	✓	✓			<ul style="list-style-type: none"> • Diameter range Ø80 – 315 mm • For steel, stainless steel and cast iron • Milling cutter with positive, soft cutting geometry • Wedge clamping 	B37
FMA04		 OFKT05T3	45°	✓	✓	✓	✓			<ul style="list-style-type: none"> • Diameter range Ø50 – 160 mm • For steel, stainless steel, cast iron and non-ferrous metals • Inserts with eight cutting edges • Screw clamping 	B40
FMA04		 OFKR0704	45°	✓	✓	✓	✓			<ul style="list-style-type: none"> • Diameter range Ø125 – 315 mm • For steel, stainless steel, cast iron and non-ferrous metals • Inserts with eight cutting edges • Wedge clamping 	B42
FMA07		 ONHU0604 ONHU08T5	45°	✓		✓			✓	<ul style="list-style-type: none"> • Diameter range Ø25 – 50 mm • For steel and cast iron • Inserts with 16 cutting edges 	B46

✓ Very suitable ✓ Suitable

A
Turning













B
Milling

C
Drilling

D
Technical Information

E
Index

Face milling

Series	Milling body	Inserts	Kr	Application						Features	Page	
				P	M	K	N	S	H			
FMA07		 ONHU0604 ONHU08T5	45°	✓		✓				✓	<ul style="list-style-type: none"> • Diameter range Ø40 – 315 mm • For steel and cast iron • Inserts with 16 cutting edges 	B48
FMA11		 SNEG1205 SNEG1506 SNEG1907	45°	✓	✓	✓				✓	<ul style="list-style-type: none"> • Diameter range Ø63 – 315 mm • For steel, stainless steel and cast iron • Inserts with eight cutting edges • Double sided, thicker inserts for high stability and deeper cutting depths • Wiper geometry for good surface quality • Normal and fine pitch 	B52
FMA12		 ONHU08T6	45°	✓	✓	✓				✓	<ul style="list-style-type: none"> • Diameter range Ø63 – 315 mm • For steel, stainless steel and cast iron • Inserts with 16 cutting edges 	B56
FMD02		 PNEG1105	67°	✓	✓	✓					<ul style="list-style-type: none"> • Diameter range Ø50 – 315 mm • For steel, stainless steel and cast iron • Inserts with ten cutting edges • Wedge clamping or screw clamping • Normal and fine pitch 	B60 B63
FMD02		 HNEX0905	55°			✓					<ul style="list-style-type: none"> • Diameter range Ø80 – 315 mm • For cast iron • Wedge clamping • Inserts with twelve cutting edges 	B66
FMD03		 LNKT2007-ZR LNKT2510-ZR	60°	✓		✓					<ul style="list-style-type: none"> • Diameter range Ø100 – 400 mm • For steel, stainless steel and cast iron • Tangential insert with four cutting edges • Heavy duty machining for high cutting depths • Screw clamping 	B68

✓ Very suitable ✓ Suitable

A

Turning

B

Milling

C

Drilling













D

Technical Information

E

Index

Face milling

Series	Milling body	Inserts	Kr	Application						Features	Page
				P	M	K	N	S	H		
FME02		 SPKT1204 SPKW1204	75°	✓	✓	✓				<ul style="list-style-type: none"> Diameter range Ø50 – 125 mm For steel and cast iron Screw clamping 	B70
FME03		 SPKN1203 SPKR1203 SPEX1203 SPKN1504 SPKR1504 SPEX1504	75°	✓	✓	✓				<ul style="list-style-type: none"> Diameter range Ø80 – 400 mm For steel and cast iron Wedge clamping 	B72
FME04		 LNKT1506-ZR	75°	✓		✓				<ul style="list-style-type: none"> Diameter range Ø125 – 315 mm For steel, stainless steel and cast iron Tangential insert with four cutting edges Heavy duty machining for high cutting depths Screw clamping 	B75
FMP01		 TPKN2204	90°	✓	✓	✓			✓	<ul style="list-style-type: none"> Diameter range Ø80 – 315 mm For steel, stainless steel and cast iron Milling cutter with positive, soft cutting geometry Wedge clamping 	B77
FMP02		 SEET09T3 SEET1203	90°	✓	✓	✓	✓	✓		<ul style="list-style-type: none"> Diameter range Ø50 – 315 mm For steel, stainless steel, cast iron and non-ferrous metals Screw clamping 	B79
FMP03		 LNKT120608-ZR LNKT1506EN-ZR LNKT2007DN-ZR LNKT2510-ZR	89°	✓		✓				<ul style="list-style-type: none"> Diameter range Ø50 – 315 mm For steel, stainless steel and cast iron Tangential insert with four cutting edges Heavy duty machining for high cutting depths Screw clamping 	B82

✓ Very suitable ✓ Suitable

A
Turning













B
Milling

C
Drilling

D
Technical Information

E
Index

Face milling

Series	Milling body	Inserts	Kr	Application						Features	Page	
				P	M	K	N	S	H			
FMP12		 WNHU0604 WNHU0806	90°	✓		✓					<ul style="list-style-type: none"> • Diameter range Ø50 – 315 mm • For steel, stainless steel and cast iron • Tangential insert with four cutting edges • Heavy duty machining for high cutting depths • Screw clamping 	B86
FMP12		 WNHU0604	90°	✓		✓					<ul style="list-style-type: none"> • Diameter range Ø50 – 315 mm • For steel, stainless steel and cast iron • Tangential insert with four cutting edges • Heavy duty machining for high cutting depths • Screw clamping 	B88
FMR01		 RCKT10T3 RCKT1204 RCGX1204		✓	✓	✓	✓	✓			<ul style="list-style-type: none"> • Diameter range Ø25 – 63 mm • For steel, stainless steel, cast iron, non-ferrous metals and heatresistant alloys • Screw clamping 	B90
FMR02		 RCGX1204 RCKT1204 RCMW1204 RCKT1606 RCKT2006		✓	✓	✓	✓	✓			<ul style="list-style-type: none"> • Diameter range Ø50 – 250 mm • For steel, stainless steel, cast iron, non-ferrous metals and heatresistant alloys • Screw clamping 	B93
FMR03		 RDKW0803 RDKW10T3 RDKW1204		✓	✓	✓				✓	<ul style="list-style-type: none"> • Diameter range Ø15 – 50 mm • For steel, stainless steel and cast iron • Screw clamping • Mould and die industry 	B96
FMR03		 RDKW0702 RDKW1003		✓	✓	✓				✓	<ul style="list-style-type: none"> • Diameter range Ø15 – 50 mm • For steel, stainless steel and cast iron • Screw clamping • Mould and die industry 	B98

✓ Very suitable ✓ Suitable

A

Turning

B

Milling

C

Drilling





D

Technical Information







E

Index

Face milling













Series	Milling body	Inserts	Kr	Application						Features	Page
				P	M	K	N	S	H		
FMR04		 RDkW1204 RDkW1605 RDkW2006		✓	✓	✓			✓	<ul style="list-style-type: none"> • Diameter range Ø50 – 200 mm • For steel, stainless steel and cast iron • Screw clamping • Mould and die industry 	B100
FMR04		 RDkW1003 RDkW12T3 RDkW1604		✓	✓	✓			✓	<ul style="list-style-type: none"> • Diameter range Ø42 – 200 mm • For steel, stainless steel and cast iron • Screw clamping • Mould and die industry 	B102

Square shoulder milling

EMP01		 APKT0702 APKT11T3 APKT1604	90°	✓	✓	✓	✓	✓		<ul style="list-style-type: none"> • Diameter range Ø12 – 63 mm • For steel, stainless steel, cast iron, non-ferrous metals and heatresistant alloys • Weldon shank • For square shoulder milling, slot milling and ramping • Milling cutter with positive, soft cutting geometry • Inserts with two cutting edges 	B104
EMP01		 APKT11T3 APKT0702 APKT1604	90°	✓	✓	✓	✓	✓		<ul style="list-style-type: none"> • Diameter range Ø12 – 63 mm • For steel, stainless steel, cast iron, non-ferrous metals and heatresistant alloys • Weldon shank • For square shoulder milling, slot milling and ramping • Milling cutter with positive, soft cutting geometry • Inserts with two cutting edges 	B107
EMP02		 APKT0702 APKT11T3 APKT1604	90°	✓	✓	✓	✓	✓		<ul style="list-style-type: none"> • Diameter range Ø40 – 250 mm • For steel, stainless steel, cast iron, non-ferrous metals and heatresistant alloys • For square shoulder milling, slot milling and ramping • Milling cutter with positive, soft cutting geometry • Inserts with two cutting edges 	B110

✓ Very suitable ✓ Suitable

Square shoulder milling

Series	Milling body	Inserts	Kr	Application						Features	Page
				P	M	K	N	S	H		
EMP03		 APKT11T3	90°	✓	✓	✓	✓			<ul style="list-style-type: none"> Diameter range Ø50 – 100 mm For steel, stainless steel, cast iron, non-ferrous metals and heatresistant alloys For square shoulder milling, slot milling and ramping Milling cutter with a positive, soft cutting geometry Inserts with two cutting edges 	B113
EMP04		 APKT11T3	90°	✓	✓	✓	✓			<ul style="list-style-type: none"> Diameter range Ø20 – 40 mm For steel, stainless steel, cast iron, non-ferrous metals and heatresistant alloys For square shoulder milling, slot milling and ramping Milling cutter with positive, soft cutting geometry Inserts with two cutting edges 	B115
EMP05		 APMT1135 APMT1604	90°	✓	✓	✓				<ul style="list-style-type: none"> Diameter range Ø25 – 40 mm For steel, stainless steel and cast iron Straight shank For square shoulder milling, slot milling and ramping Milling cutter with positive, soft cutting geometry Inserts with two cutting edges Machining in z-direction possible 	B117
EMP09		 LNKT0804PNR-GM LNKT1206PNR-GM LNKT1607PNR-GM	90°	✓	✓	✓				<ul style="list-style-type: none"> Diameter range Ø40 – 125 mm Sharp cutting edge geometry combined with robust tangential inserts First choice for large cutting depths with high feed rates. Specially designed cutting edge with high precision control for high quality 90 degree square shoulder milling 	B120
EMP13		 ANGX1105 ANGX1506	90°	✓	✓	✓	✓			<ul style="list-style-type: none"> Diameter range Ø40 – 250 mm For steel, cast iron and non-ferrous metals Double sided, thicker inserts for high stability and deeper cutting depths Inserts with four cutting edges 	B126
EMP13		 ANGX1105 ANGX1506	90°	✓	✓	✓	✓			<ul style="list-style-type: none"> Diameter range Ø25 – 40 mm For steel, cast iron and non-ferrous metals Double sided, thicker inserts for high stability and deeper cutting depths Inserts with four cutting edges 	B128

✓ Very suitable ✓ Suitable

A

Turning

B

Milling

C

Drilling





D

Technical Information







E

Index

Square shoulder milling











Series	Milling body	Inserts	Kr	Application						Features	Page
				P	M	K	N	S	H		
EMP13		 ANGX1105 ANGX1506	90°	✓	✓	✓	✓			<ul style="list-style-type: none"> • Diameter range Ø50 – 80 mm • For steel, cast iron and non-ferrous metals • Double sided, thicker inserts for high stability and deeper cutting depths • Inserts with four cutting edges 	B132
EMP13		 ANGX1105 ANGX1506	90°	✓	✓	✓	✓			<ul style="list-style-type: none"> • Diameter range Ø25 – 40 mm • For steel, cast iron and non-ferrous metals • Double sided, thicker inserts for high stability and deeper cutting depths • Inserts with four cutting edges 	B134

Profile milling

BMR01		 ZDET08T2 & SPMT0603 ZDET1103 & SPMT0603 ZDET13T2 & SDMT0903 ZPNT2204 & SPMT1204		✓	✓	✓				<ul style="list-style-type: none"> • Diameter range Ø20 – 63 mm • For steel, stainless steel and cast iron • Very suitable for roughing of big moulds • Inserts with three cutting edges 	B136
BMR02		 ROHX1203 ROHX1604 ROHX2005		✓	✓	✓				<ul style="list-style-type: none"> • Diameter range Ø12 – 20 mm • For steel, stainless steel and cast iron • Very suitable for finishing in mould and die industry • Inserts with two cutting edges 	B139
BMR03		 XPHT16 XPHT20 XPHT25 XPHT30 XPHT32 XPHT40		✓	✓	✓				<ul style="list-style-type: none"> • Diameter range Ø16 – 40 mm • For steel and cast iron • Very suitable for roughing in mould and die industry • Tool with high stability 	B141

✓ Very suitable ✓ Suitable

Profile milling

Series	Milling body	Inserts	Kr	Application						Features	Page
				P	M	K	N	S	H		
BMR03		 XPHT20 XPHT25 XPHT30 XPHT32 XPHT40 XPHT50		✓	✓	✓				<ul style="list-style-type: none"> • Diameter range Ø16 – 40 mm • For steel and cast iron • Very suitable for roughing in mould and die industry • Tool with high stability 	B145
BMR03		 XPHT16 XPHT20 XPHT25 XPHT30 XPHT32 XPHT40 XPHT50		✓	✓	✓				<ul style="list-style-type: none"> • Diameter range Ø16 – 40 mm • For steel and cast iron • Very suitable for roughing in mould and die industry • Tool with high stability 	B143
BMR03		 XPHT40 XPHT50		✓	✓	✓				<ul style="list-style-type: none"> • Diameter range Ø16 – 40 mm • For steel and cast iron • Very suitable for roughing in mould and die industry • Tool with high stability 	B147
BMR04		 ZOHX12 ZOHX16 ZOHX20 ZOHX25 ZOHX30 ZOHX32		✓	✓	✓				<ul style="list-style-type: none"> • Diameter range Ø12 – 32 mm • For steel, stainless steel and cast iron • Very suitable for finishing in mould and die industry • Inserts with two cutting edges 	B149
BMR04		 ZOHX12 ZOHX16 ZOHX20 ZOHX25 ZOHX30 ZOHX32		✓	✓	✓				<ul style="list-style-type: none"> • Diameter range Ø12 – 32 mm • For steel, stainless steel and cast iron • Very suitable for finishing in mould and die industry • Inserts with two cutting edges 	B151

✓ Very suitable ✓ Suitable

A

Turning

B

Milling

C

Drilling











D

Technical Information

E









Index

Slot milling



Series	Milling body	Inserts	Kr	Application						Features	Page
				P	M	K	N	S	H		
SMP01		 XSEQ1202 XSEQ1203 XSEQ12T3 XSEQ1204 XSEQ12T4	90°	✓	✓	✓				<ul style="list-style-type: none"> • Diameter range Ø100 – 250 mm • For steel, stainless steel and cast iron • Bore with keyway • Groove widths 4, 5, 6, 7, 8 mm 	B153
SMP01		 XSEQ1202 XSEQ1203 XSEQ12T3 XSEQ1204 XSEQ12T4	90°	✓	✓	✓				<ul style="list-style-type: none"> • Diameter range Ø63 – 160 mm • For steel, stainless steel and cast iron • Groove widths 4, 5, 6, 7, 8 mm 	B155
SMP03		 MPHT0603 MPHT0803 MPHT1204	90°	✓	✓	✓				<ul style="list-style-type: none"> • Diameter range Ø80 – 200 mm • For steel, stainless steel and cast iron • Bore with keyway • Groove widths 8, 10, 12, 16, 18, 20 mm 	B157
SMP03		 MPHT0603 MPHT0803 MPHT1204	90°	✓	✓	✓				<ul style="list-style-type: none"> • Diameter range Ø80 – 200 mm • For steel, stainless steel and cast iron • Groove widths 8, 10, 12, 16, 18, 20 mm 	B159
SMP05		 QC16L QC22L	90°	✓	✓	✓				<ul style="list-style-type: none"> • Diameter range Ø25 – 44 mm • For steel, stainless steel and cast iron • Groove widths range 1,1 – 4,8 mm 	B161

✓ Very suitable ✓ Suitable

High-feed milling

Series	Milling body	Inserts	Kr	Application						Features	Page
				P	M	K	N	S	H		
XMR01		 SDMT06T2 SDMT09T3 SDMT1204 SDMT1505	15°	✓	✓	✓				<ul style="list-style-type: none"> • Diameter range Ø20 – 40 mm • For steel, stainless steel and cast iron • Inserts with four cutting edges • Ramping possible • Double clamping system for inserts 	B166
XMR01		 SDMT09T3 SDMT06T2 SDMT1204 SDMT1505	15°	✓	✓	✓				<ul style="list-style-type: none"> • Diameter range Ø40 – 125 mm • For steel, stainless steel and cast iron • Inserts with four cutting edges • Ramping possible • Double clamping system for inserts 	B168
XMR01		 WPGT0503 WPGT0604	11°- 22°	✓	✓	✓				<ul style="list-style-type: none"> • Diameter range Ø20 – 40 mm • For steel, stainless steel and cast iron • Inserts with three cutting edges • Ramping possible • Double clamping system for inserts 	B170
XMR01		 WPGT0604 WPGT0806 WPGT0907	11°- 22°	✓	✓	✓				<ul style="list-style-type: none"> • Diameter range Ø42 – 160 mm • For steel, stainless steel and cast iron • Inserts with three cutting edges • Ramping possible • Double clamping system for inserts 	B172

Bore milling

XMP01		 CNE12	90°	✓	✓	✓				<ul style="list-style-type: none"> • Diameter range Ø80 – 400 mm • For steel, stainless steel and cast iron • Also for face and square shoulder milling 	B174
-------	---	--	-----	---	---	---	--	--	--	--	------

✓ Very suitable ✓ Suitable

A

Turning

B

Milling

C

Drilling

D

Technical Information



E

Index

A

Turning







T-slot milling

Series	Milling body	Inserts	Kr	Application						Features	Page
				P	M	K	N	S	H		
TMP01		 MPHT0603 MPHT0803 MPHT1204	90°	✓	✓	✓				<ul style="list-style-type: none"> Diameter range Ø21 – 60 mm For cast iron Groove widths 9, 11, 14, 18, 22, 28 mm 	B176

B

Milling

Helical milling

HMP01		 APKT1504 & SPMT1204	90°	✓	✓	✓				<ul style="list-style-type: none"> Diameter range Ø40 – 50 mm For steel and cast iron Weldon shank 	B178
HMP01		 APKT1504 & SPMT1204	90°	✓	✓	✓				<ul style="list-style-type: none"> Diameter range Ø50 – 80 mm For steel and cast iron With JT coupling 	B180
HMP01-EC		 APKT1504 & SPMT1204	90°	✓	✓	✓				<ul style="list-style-type: none"> Diameter range Ø50 – 80 mm For steel and cast iron With JT coupling With indexable head 	B182

✓ Very suitable ✓ Suitable

C

Drilling











D

Technical Information

E

Index

Chamfer milling

Series	Milling body	Inserts	Kr	Application						Features	Page
				P	M	K	N	S	H		
CMZ01		 SPMT1204	30°	✓	✓	✓				<ul style="list-style-type: none"> • Diameter range Ø12 – 32 mm • For steel, stainless steel and cast iron • Chamfer milling cutter 30° 	B184 B186
CMA01		 SPMT1204	45°	✓	✓	✓				<ul style="list-style-type: none"> • Diameter range Ø12 – 32 mm • For steel, stainless steel and cast iron • Chamfer milling cutter 45° • Weldon shank 	B188
CMA01		 SPMT1204	45°	✓	✓	✓				<ul style="list-style-type: none"> • Diameter range Ø12 – 32 mm • For steel, stainless steel and cast iron • Chamfer milling cutter 45° • Weldon shank 	B190
CMD01		 SPMT1204	60°	✓	✓	✓				<ul style="list-style-type: none"> • Diameter range Ø12 – 32 mm • For steel, stainless steel and cast iron • Chamfer milling cutter 60° • Weldon shank 	B192
CMD01		 SPMT1204	60°	✓	✓	✓				<ul style="list-style-type: none"> • Diameter range Ø12 – 32 mm • For steel, stainless steel and cast iron • Chamfer milling cutter 60° • Weldon shank 	B194

✓ Very suitable ✓ Suitable

A

Turning

B

Milling

C

Drilling











D

Technical Information

E

Index

Indexable heads - QCH series

Series	Milling body	Inserts	Kr	Application						Features	Page
				P	M	K	N	S	H		
QCH-XPHT		 XPHT16 XPHT20 XPHT25 XPHT30 XPHT32		✓	✓	✓				<ul style="list-style-type: none"> Diameter range Ø16 – 32 mm For steel and cast iron Very suitable for roughing in mould and die industry 	B198
QCH-SDMT		 SDMT06T2 SDMT09T3 SDMT1204	15°	✓	✓	✓				<ul style="list-style-type: none"> Diameter range Ø20 – 40 mm For steel, stainless steel and cast iron Inserts with four cutting edges Ramping possible Double clamping system for inserts 	B200
QCH-WPGT		 WPGT0503 WPGT0604 WPGT0806	11°-22°	✓	✓	✓				<ul style="list-style-type: none"> Diameter range Ø16 – 42 mm For steel, stainless steel and cast iron Inserts with three cutting edges Ramping possible Double clamping system for inserts 	B202
QCH-APKT		 APKT11T3 APKT1604	90°	✓	✓	✓	✓	✓		<ul style="list-style-type: none"> Diameter range Ø16 – 40 mm For steel, stainless steel, cast iron, non-ferrous metals and heatresistant alloys For square shoulder milling, slot milling and ramping Milling cutter with positive, soft cutting geometry Inserts with two cutting edges 	B204
QCH-RD		 RDKW0702 RDKW10T3 RDKW1605		✓	✓	✓			✓	<ul style="list-style-type: none"> Diameter range Ø15 – 42 mm For steel, stainless steel and cast iron Screw clamping Mould and die industry For two different thicknesses of inserts 	B206

✓ Very suitable ✓ Suitable

A

Turning

B

Milling

C

Drilling





D

Technical Information

E

Index

Indexable heads - QCH series

Series	Milling body	Inserts	Kr	Application						Features	Page
				P	M	K	N	S	H		
QCH-RD		 RDKW0702 RDKW1003 RDKW12T3 RDKW1604		✓	✓	✓			✓	<ul style="list-style-type: none"> • Diameter range Ø15 – 42 mm • For steel, stainless steel and cast iron • Screw clamping • Mould and die industry • For two different thicknesses of inserts 	B208
QCH-ZOHX		 ZOHX16 ZOHX20 ZOHX25 ZOHX30 ZOHX32		✓	✓	✓				<ul style="list-style-type: none"> • Diameter range Ø16 – 32 mm • For steel, stainless steel and cast iron • Very suitable for finishing in mould and die industry • Inserts with two cutting edges 	B210

✓ Very suitable ✓ Suitable

A

Turning

B

Milling

C

Drilling

D

Technical Information

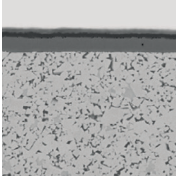







E

Index

Chip breakers overview

	Finishing	Medium machining	Roughing
A Turning	DF	DM	DR
	APF	APM	-
	PF	PM	PR
	GF	GM	GR
	-	-	ZR
	MO-2	MO-1	MO-3
B Milling	EF	EM	-
	APF	APM	-
	DF	DM	-
	PF	PM	PR
	GF	GM	GR
	E	E	-
C Drilling	-	-	ZR
	CF	CM	CR
	DF	DM	DR
	EDFR	DER	DER
	PF	PM	PR
	GF	GM	GR
D Technical Information	-	-	ZR
	MO-2	MO-1	MO-3
	EF	EM	-
E Index	NM	NM	-
	LH	LH	LH
	ALH	ALH	ALH

Coated cemented carbide CVD

Grade	ISO	Micro structure	Grade description
YBC301	P20 - P35		CVD coated P20-P35 carbide grade for medium operation to roughing of steel at lower cutting speed.
YBC302	P20 - P35		CVD coated P20-P35 carbide grade for medium operation to roughing of steel at higher cutting speed. Optimal performance of wear resistance and toughness for a wide application field.
YBC401	P30 - P50 M30 - M40		CVD coated P30-P50/M30-M40 carbide grade for roughing operation of steel at lower cutting speed and unstable condition.
YBM251	P20 - P30 M15 - M35		CVD coated P20-P30/M15-M35 carbide grade for medium to roughing operation in stainless steel and steel with wide application field. Good wear resistance and capability against plastic deformation at normal cutting speed.
YBM253	M15 - M35		CVD coated M15-M35 carbide grade for medium to roughing operation in stainless steel with wide application field. High wear resistance and capability against plastic deformation at higher cutting speed.
YBM351	P25 - P40 M20 - M40		CVD coated P25-P40/M25-M40 carbide grade for roughing operation in stainless steel and steel. Good wear resistance and edge stability at normal cutting speed.
YBD152	K10 - K25		CVD coated K10-K25 carbide substrate. Optimized for medium to roughing operation of cast iron. Good wear resistance and toughness at higher cutting speed.
YBD252	K20 - K35		CVD coated K20-K35 carbide substrate. Optimized for medium to roughing operation of cast iron and Steel. Good wear resistance and toughness at higher cutting speed.

A

Turning

B

Milling

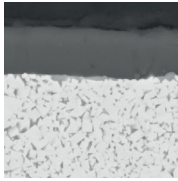






C

Drilling

DTechnical
Information**E**

Index

Coated cemented carbide PVD

Grade	ISO	Micro structure	Grade description
YBG102	S05 - S15		PVD coated S05–S15 carbide substrate for finishing to medium application of super alloy material, stainless steel and aluminum. Good wear resistance in a wide application field.
YBG202	P10 - P30 M10-M25		PVD coated P10–P30/M10–M25 carbide substrate for finishing to medium application of stainless steel and steel (milling). Good wear resistance in a wide application field.
YB9320	P10 - P30 M10-M25		PVD multilayer coated P10–P30/M20–M40 carbide substrate for finishing to medium application of stainless steel, super alloy and steel (grooving/milling). Optimized coating stability for higher wear resistance and thermal stability in a wide application field.
YBG205	P10 - P30 M20 - M40 S15-S25		PVD multilayer coated P10–P30/M20–M40/S15–S25 carbide substrate for finishing to medium application of stainless steel, super alloy and steel (milling). Good wear resistance and thermal stability in a wide application field.
YBG302	P15 - P30 M25 - M40		PVD coated P15–P30/M25–M40 carbide substrate for medium roughing application of stainless steel and steel (milling). Good wear resistance and toughness.
YBG152	K20 - K35		PVD coated K20–K35 carbide substrate for medium roughing application of cast iron. Good wear resistance and toughness.
YBG252	P10 - P20 M10 - M20 K10 - K20		PVD coated P10–P20/M10–M20/K10–K20 carbide grade for finishing to medium operation of steel, stainless steel and cast iron. Good wear resistance and toughness for a wide application field.

A

Turning

B

Milling

C

Drilling



D

Technical Information




E

Index

Cermet

Grade	ISO	Micro structure	Grade description
YNG151	P05 - P15		Uncoated P05–P15 cermet grade for fine finishing operation of steel and stainless steel. Good resistance against plastic deformation for good surface finishing.
YNG151C	P05 - P15		PVD coated P05–P15 cermet grade for fine finishing operation of steel and stainless steel. Good wear resistance and capability against plastic deformation for good surface roughness.

Uncoated cemented carbide

Grade	ISO	Micro structure	Grade description
YC30S	P25 - P40 M25 - M40		Uncoated P25–P40/M25–M40 carbide substrate for roughing operation of steel and stainless steel.
YD101	N05 - N25 K05 - K20		Uncoated K05–K20/N05–N20 carbide substrate for fine to medium application in aluminum and other material.
YD201	K10 - K30 N10 - N30		Uncoated K10–K30/N10–N30 carbide substrate for medium application in aluminum and other material.

A

Turning

B

Milling

C

Drilling

DTechnical
Information**E**

Index

Application fields of grades – Indexable milling

	ISO	HC ¹ (CVD)	HC ¹ (PVD)	HT	HC ²	HW	PCBN/PCD	
A Turning	P	P01		YBG102				
		P10		YBG202				
		P20	YBC301	YBG205	YNG151	YNG151C		
		P30	YBC302	YBG252				
		P40	YBC401	YBG302			YC305	
B Milling	M	M01		YBG102				
		M10	YBM251	YBG202	YNG151	YNG151C		
		M20	YBM253	YBG205				
		M30	YBM351	YBG252				
		M40	YBC401	YBG302			YC305	
C Drilling	K	K01		YBG102				
		K10	YBD152	YBG152				
		K20	YBD252	YBG202				
		K30		YBG252				
		K40					YD201	
D Technical Information	N	N01				YD051		
		N10		YBG101			YD101	
		N20		YBG202				YD201
		N30						
E Index	S	S01		YBG102				
		S10		YBG202				
		S20		YBG205				
		S30						
F	H	H01						
		H10		YBG102				
		H20						
		H30						

P	Steel
M	Stainless steel
K	Cast iron

N	Non-ferrous metals
S	Heat-resistant alloys
H	Hardened materials

HC¹ Coated carbide
 HT Uncoated cermet
 HC² Coated carbide
 HW Uncoated carbide