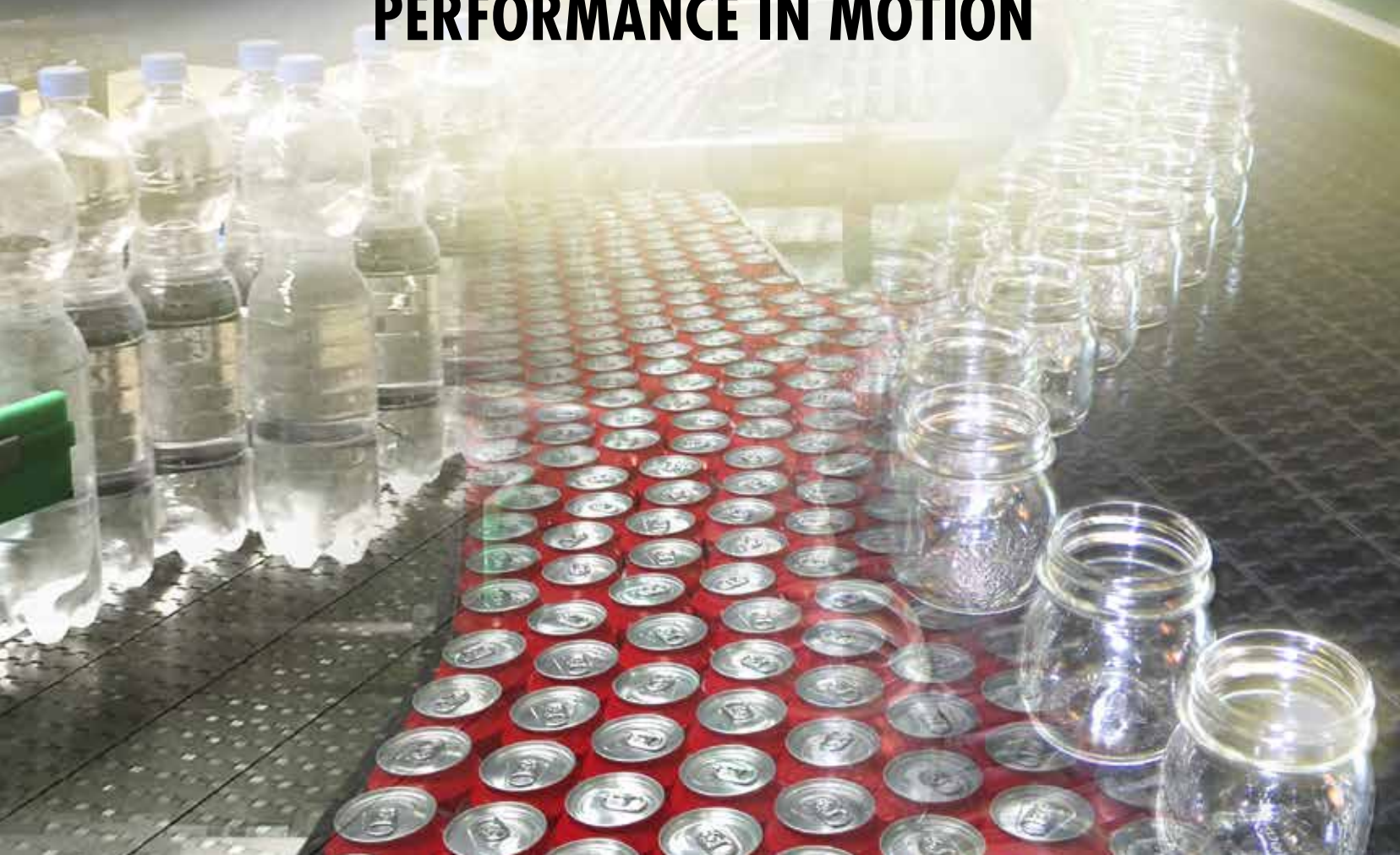





PERFORMANCE IN MOTION




STRAIGHT RUNNING STEEL CHAINS

FliteTop




915
Single hinge
Reduced plate gap (1,6 mm)
Pitch 1 1/2" (38,1 mm)
Thickness 3 mm (0.118")
Hinge 42 mm (1.654")

Page 28




PHD 915
Single hinge
Reduced plate gap (1,6 mm)
Increased pin hardness
Pitch 1 1/2" (38,1 mm)
Thickness 3 mm (0.118")
Hinge 42 mm (1.654")

Page 28




2815
Double hinge
Pitch 1 1/2" (38,1 mm)
Thickness 3 mm (0.118")
Hinge 80 mm (3.150")

Page 30




PHD 2815
Double hinge
Increased pin hardness
Pitch 1 1/2" (38,1 mm)
Thickness 3 mm (0.118")
Hinge 80 mm (3.150")

Page 31



PHD 9157
Heavy duty single hinge
Increased pin hardness
Pitch 1 1/2" (38,1 mm)
Thickness 3 mm (0.118")
Hinge 57 mm (2.244")

Page 32



803
Mini hinge
Pitch 1 1/2" (38,1 mm)
Thickness 3 mm (0.118")
Hinge 22 mm (0.866")

Page 33


SIDEFLEXING STEEL CHAINS

FliteTop



881
Bevel
Pitch 1 1/2" (38,1 mm)
Thickness 3 mm (0.118")
Hinge 43 mm (1.693")

Page 34




981
Bevel
Reduced plate gap
Pitch 1 1/2" (38,1 mm)
Thickness 3 mm (0.118")
Hinge 43 mm (1.693")

Page 35




881T
TAB
Pitch 1 1/2" (38,1 mm)
Thickness 3 mm (0.118")
Hinge 43 mm (1.693")

Page 36



981T
TAB
Reduced plate gap
Pitch 1 1/2" (38,1 mm)
Thickness 3 mm (0.118")
Hinge 43 mm (1.693")

Page 37




981M
Magnetic
Reduced plate gap
Pitch 1 1/2" (38,1 mm)
Thickness 3 mm (0.118")
Hinge 42 mm (1.654")

Page 38



PHD 981M
Magnetic
Reduced plate gap
Increased pin hardness
Pitch 1 1/2" (38,1 mm)
Thickness 3 mm (0.118")
Hinge 42 mm (1.654")

Page 38



PHD 9857M
Magnetic
Heavy duty single hinge
Increased pin hardness
Pitch 1 1/2" (38,1 mm)
Thickness 3 mm (0.118")
Hinge 57 mm (2.244")

Page 39



982T
TAB
Reduced sideflexing radius (200 mm)
Pitch 1 1/2" (38,1 mm)
Thickness 3 mm (0.118")
Hinge 43 mm (1.693")

Page 40


RUBBERIZED SURFACE STEEL CHAINS

FliteTop




PHD 915
Straight running
Single hinge
Increased pin hardness
Pitch 1 1/2" (38,1 mm)
Thickness 3 mm (0.118")
Hinge 42 mm (1.654")

Page 42




PHD 2815
Straight running
Double hinge
Increased pin hardness
Pitch 1 1/2" (38,1 mm)
Thickness 3 mm (0.118")
Hinge 80 mm (3.150")

Page 43




PHD 9157
Straight running
Heavy duty single hinge
Increased pin hardness
Pitch 1 1/2" (38,1 mm)
Thickness 3 mm (0.118")
Hinge 57 mm (2.244")

Page 44




PHD 981T
Sideflexing TAB
Reduced plate gap
Increased pin hardness
Pitch 1 1/2" (38,1 mm)
Thickness 3 mm (0.118")
Hinge 43 mm (1.693")

Page 45



PHD 981M
Sideflexing magnetic
Reduced plate gap
Increased pin hardness
Pitch 1 1/2" (38,1 mm)
Thickness 3 mm (0.118")
Hinge 42 mm (1.654")

Page 46



PHD 9857M
Sideflexing magnetic
Heavy duty single hinge
Increased pin hardness
Pitch 1 1/2" (38,1 mm)
Thickness 3 mm (0.118")
Hinge 57 mm (2.244")

Page 47


STRAIGHT RUNNING PLASTIC CHAINS

FliteTop®




820
Single hinge
Pitch 1 1/2" (38,1 mm)
Thickness 4 mm (0.157")
Hinge 41,6 mm (1.638")

Page 50




828
Reinforced single hinge
Reduced plate gap
Pitch 1 1/2" (38,1 mm)
Thickness 4 mm (0.157")
Hinge 42 mm (1.654")

Page 51




831
Single hinge
Reinforced top plate
Pitch 1 1/2" (38,1 mm)
Thickness 4,8 mm (0.189")
Hinge 41,6 mm (1.638")

Page 52



821
Double hinge
Reinforced top plate
Pitch 1 1/2" (38,1 mm)
Thickness 4,8 mm (0.189")
Hinge 136,5 mm (5.374")

Page 53




8257
Heavy duty single hinge
Reinforced top plate
Pitch 1 1/2" (38,1 mm)
Thickness 4,8 mm (0.189")
Hinge 57 mm (2.244")

Page 54

SIDEFLEXING PLASTIC CHAINS

FliteTop®




880
Bevel
Pitch 1 1/2" (38,1 mm)
Thickness 4 mm (0.157")
Hinge 43 mm (1.693")

Page 55



880T
TAB
Pitch 1 1/2" (38,1 mm)
Thickness 4 mm (0.157")
Hinge 42,9 mm (1.689")

Page 56




880M RG
Magnetic
Reduced plate gap
Pitch 1 1/2" (38,1 mm)
Thickness 4 mm (0.157")
Hinge 42 mm (1.654")

Page 57




879
Bevel
Reinforced top plate
Pitch 1 1/2" (38,1 mm)
Thickness 4,8 mm (0.189")
Hinge 43 mm (1.693")

Page 58




879T
TAB
Reinforced top plate
Pitch 1 1/2" (38,1 mm)
Thickness 4,8 mm (0.189")
Hinge 42,9 mm (1.689")

Page 59




882
Bevel
Heavy duty single hinge
Reinforced top Plate
Pitch 1 1/2" (38,1 mm)
Thickness 4,8 mm (0.189")
Hinge 61 mm (2.402")

Page 60



882T
TAB
Heavy duty single hinge
Reinforced top Plate
Pitch 1 1/2" (38,1 mm)
Thickness 4,8 mm (0.189")
Hinge 57 mm (2.244")

Page 61




882M
Magnetic
Heavy duty single hinge
Reinforced top Plate
Pitch 1 1/2" (38,1 mm)
Thickness 4,8 mm (0.189")
Hinge 57 mm (2.244")

Page 62



878T
TAB
Reinforced top Plate
Reduced sideflexing
radius (200 mm)
Pitch 1 1/2" (38,1 mm)
Thickness 4,8 mm (0.189")
Hinge 42,9 mm (1.689")

Page 63




880TA
TAB
Vacuum series
Pitch 1 1/2" (38,1 mm)
Thickness 4 mm (0.157")
Hinge 42,9 mm (1.689")

Page 64


RUBBERIZED SURFACE PLASTIC CHAINS

FliteTop®




HFX 820
Straight running
Single hinge
Pitch 1 1/2" (38,1 mm)
Thickness 4 mm (0.157")
Hinge 41,6 mm (1.638")

Page 66




HFX 821
Straight running
Double hinge
Pitch 1 1/2" (38,1 mm)
Thickness 4,8 mm (0.189")
Hinge 136,5 mm (5.374")

Page 67




HFX 8257
Straight running
Heavy duty single hinge
Reinforced Top Plate
Pitch 1 1/2" (38,1 mm)
Thickness 4,8 mm (0.189")
Hinge 57 mm (2.244")

Page 68




HFX 880T
Sideflexing TAB
Pitch 1 1/2" (38,1 mm)
Thickness 4 mm (0.157")
Hinge 42,9 mm (1.689")

Page 69



HFX 882T
Sideflexing TAB
Heavy duty single hinge
Reinforced Top Plate
Pitch 1 1/2" (38,1 mm)
Thickness 4,8 mm (0.189")
Hinge 57 mm (2.244")

Page 70



HFX 882M
Sideflexing Magnetic
Heavy duty single hinge
Reinforced Top Plate
Pitch 1 1/2" (38,1 mm)
Thickness 4,8 mm (0.189")
Hinge 57 mm (2.244")

Page 71




HFX 1873T
Two Piece
Sideflexing TAB
Pitch 3/4" (19,05 mm)
Thickness 4 mm (0.157")
Hinge 32,1 mm (1.264")

Page 72

REPLINA PRODUCTION RANGE

TWO-PIECE CHAINS


FliteTop



1864

Straight running
Steel flights
Pitch 3/4" (19,05 mm)
Thickness 3 mm (0.118")
Hinge 27 mm (1.063")

Page 75



1874T/1874TM

Sidexflexing TAB
Steel flights
Flight gap 8,2 mm
Reduced flight gap 5,7 mm (1874TM)
Pitch 3/4" (19,05 mm)
Thickness 3 mm (0.118")
Hinge 31,8 mm (1.252")

Page 76



843

Straight running
Plastic flights
Pitch 1/2" (12,7 mm)
Thickness 3.2 mm (0.126")
Hinge 20,6 mm (0.811")


Page 77



845

Straight running
Plastic flights
Bidirectional
Pitch 1/2" (12,7 mm)
Thickness 3.2 mm (0.126")
Hinge 20,6 mm (0.811")


Page 78



RR 845

Straight running
Plastic flights
Bidirectional
Raised rib
Pitch 1/2" (12,7 mm)
Thickness 12,2 mm (0.480")
Hinge 20,6 mm (0.811")

Page 79



HF RR 845

Straight running
Plastic flights
Bidirectional
Rubberized raised rib
Pitch 1/2" (12,7 mm)
Thickness 12,2 mm (0.480")
Hinge 20,6 mm (0.811")


Page 80



Transfer combs

For HF RR 845 belts

Page 81



863

Straight running
Plastic flights
Pitch 3/4" (19,05 mm)
Thickness 4 mm (0.157")
Hinge 34,1 mm (1.343")


Page 82



1843T

Sidexflexing TAB
Plastic flights
Pitch 1/2" (12,7 mm)
Thickness 3.2 mm (0.126")
Hinge 20 mm (0.787")


Page 83



1873T

Sidexflexing TAB
Plastic flights
Pitch 3/4" (19,05 mm)
Thickness 4 mm (0.157")
Hinge 32,1 mm (1.264")

Page 84



1863T

Sidexflexing TAB
Plastic flights
Reduced flight gap
Pitch 3/4" (19,05 mm)
Thickness 4 mm (0.157")
Hinge 32,1 mm (1.264")

Page 85



1883

Spiral chain
Plastic flights
Integrated bearings
Pitch 1" (25,4 mm)
Thickness 4,8 mm (0.189")
Hinge 42,9 mm (1.689")

Page 86



HFX 1883

Spiral chain
Rubberized plastic flights
Integrated bearings
Pitch 1" (25,4 mm)
Thickness 4,8 mm (0.189")
Hinge 42,9 mm (1.689")

Page 87

PRODUCTION RANGE



GRIPPER CHAINS


FliteTop



GV 1874T

Two - piece
Steel flights
Short fingers
Pitch 3/4" (19,05 mm)
Thickness 3 mm (0.118")
Hinge 31,8 mm (1.252")


Page 91



EV 1874T

Two - piece
Steel flights
Long fingers
Pitch 3/4" (19,05 mm)
Thickness 3 mm (0.118")
Hinge 31,8 mm (1.252")


Page 92



GW 1873T

Two - piece
Plastic flights
Short fingers
Pitch 3/4" (19,05 mm)
Thickness 4 mm (0.157")
Hinge 32,1 mm (1.264")


Page 93



EW 1873T

Two - piece
Plastic flights
Long fingers
Pitch 3/4" (19,05 mm)
Thickness 4 mm (0.157")
Hinge 32,1 mm (1.264")


Page 94



GD 1873T

Two - piece
Plastic flights
D-shape
Pitch 3/4" (19,05 mm)
Thickness 4 mm (0.157")
Hinge 32,1 mm (1.264")

Page 95



GU 1873T

Two-piece
Plastic Flights
U-shape
Pitch 3/4" (19,05 mm)
Thickness 4 mm (0.157")
Hinge 32,1 mm (1.264")

Page 96



GD 1873T

Two - piece
Plastic flights
D-shape
Pitch 3/4" (19,05 mm)
Thickness 4 mm (0.157")
Hinge 32,1 mm (1.264")

Page 97



GC 1873T

Two-piece
Plastic flights
"House"-shape rubber
Pitch 3/4" (19,05 mm)
Thickness 4 mm (0.157")
Hinge 32,1 mm (1.264")


Page 98



EW 1843T

Two-piece
Plastic Flights
Long Fingers
Pitch 1/2" (12,7 mm)
Thickness 3,3 mm (0.130")
Hinge 19,85 mm (0.781")


Page 99



GW 878T

One - piece
Plastic plates
Short fingers
Pitch 1 1/2" (38,1 mm)
Thickness 4,8 mm (0.189")
Hinge 42,9 mm (1.689")


Page 100



EW 878T

One - piece
Plastic plates
Long fingers
Pitch 1 1/2" (38,1 mm)
Thickness 4,8 mm (0.189")
Hinge 42,9 mm (1.689")


Page 101



GD 878T

One - piece
Plastic plates
D-shape
Pitch 1 1/2" (38,1 mm)
Thickness 4,8 mm (0.189")
Hinge 42,9 mm (1.689")


Page 101



GU 878T


One - piece
Plastic plates
U-shape
Pitch 1 1/2" (38,1 mm)
Thickness 4,8 mm (0.189")
Hinge 42,9 mm (1.689")

Page 103



LBP 821
 Straight running
 Double hinge
 Pitch 1 ½" (38,1 mm)
 Thickness 4,8 mm (0.189")
 Hinge 136,5 mm (5.374")

Page 106



LBP 8257
 Straight running
 Heavy duty single hinge
 Pitch 1 ½" (38,1 mm)
 Thickness 4,8 mm (0.189")
 Hinge 57 mm (2.244")

Page 107



LBP 882T
 Sideflexing TAB
 Heavy duty single hinge
 Pitch 1 ½" (38,1 mm)
 Thickness 4,8 mm (0.189")
 Hinge 57 mm (2.244")

Page 108



LBP 882M
 Sideflexing Magnetic
 Heavy duty single hinge
 Pitch 1 ½" (38,1 mm)
 Thickness 4,8 mm (0.189")
 Hinge 57 mm (2.244")

Page 109

BIPLANAR CHAINS



1700
 Sideflexing
 Increased product
 support surface
 Pitch 1.97" (50 mm)
 Thickness 4 mm (0.157")

Page 111




Turning disc
 For 1700 Series

Page 112



1702
 Sideflexing
 Pitch 1.97" (50 mm)
 Thickness 5 mm (0.197")

Page 114



1701T
 Sideflexing TAB
 Pitch 1.97" (50 mm)
 Thickness 5 mm (0.197")

Page 115

SPROCKETS FOR CHAINS



Page 118