

Climate
Control

IMI TA

TA-Slider 160 T-2T



Actuators

Digitally configurable proportional push actuator with temperature measurement capability – 160/200 N

TA-Slider 160 T-2T

Digitally configurable actuators with temperature measurement capability and operation, to be used as a terminal unit actuator mounted on a PIBCV for tackling ΔT syndrome or for handling changeover based on T supply or ΔT sign detection. A wide range of setup options provide extensive flexibility for on-site parameter adaptation. Fully programmable binary input, relay and adjustable max. stroke of the valve bring new opportunities for advanced hydronic control and balancing.



Key features

Optional ΔT and temperature return limitation

Optimize the efficiency of your production units by ensuring optimal temperature regimes.

Change-over functionality

Switch between heating/cooling flows according to input signal or automatically using T supply or ΔT sign detection.

Convenient, reliable setup

Fully customisable by smartphone via Bluetooth using a TA-Dongle.

Easy diagnostics

Tracks the last 10 errors to allow system faults to be found quickly.

Quick copying of settings

Setup configuration can be copied quickly from the TA-Dongle to identical TA-Slider actuators.

Technical description

Functions:

Proportional control
 Manual override (TA-Dongle)
 Stroke detection
 Self-adjusting force
 Mode, status and position indication
 Stroke limitation setting
 Minimum stroke setting
 Valve blockage protection
 Valve clogging detection
 Error safe position
 Diagnostic/Logging
 Delayed start-up
 ΔT and temperature return limitation
 Reading (supply/return temperature, ΔT , position)
 Automatic change-over function

T version:

+ 1 pre-mounted Pt1000 to be inserted in valve measuring point.
 + 1 binary input, max. 100 Ω , cable max. 10 m or shielded.
 + Output signal

2T version:

+ 1 pre-mounted cable with possibility to connect 2 Pt1000 (see section "Sensors")
 + 1 binary input, max. 100 Ω , cable max. 10 m or shielded.
 + Output signal

Supply voltage:

24 VAC/VDC $\pm 15\%$.
 Frequency 50/60 Hz ± 3 Hz.

Power consumption:

Operation: < 1.3 VA (VAC); < 0.7 W (VDC)
 Standby: < 0.5 VA (VAC); < 0.25 W (VDC)

Input signal:

0(2)-10 VDC, R_i 47 k Ω .
 Adjustable hysteresis sensitivity
 0.1-0.5 VDC.
 0.33 Hz low pass filter.
 Proportional:
 0-10, 10-0, 2-10 or 10-2 VDC.
 Proportional split-range:
 0-5, 5-0, 5-10 or 10-5 VDC.
 0-4.5, 4.5-0, 5.5-10 or 10-5.5 VDC.
 2-6, 6-2, 6-10 or 10-6 VDC.
 Proportional dual-range (for change-over):
 0-3.3 / 6.7-10 VDC,
 2-4.7 / 7.3-10 VDC,
 0-4.5 / 5.5-10 VDC or
 2-5.5 / 6.5-10 VDC.
 Default setting: Proportional 0-10 VDC.

Output signal:

0(2)-10 VDC, max. 8 mA, min. 1.25 k Ω .
 Ranges: See "Input signal".
 Default setting: Proportional 0-10 VDC.

Characteristics:

Linear, EQM 0.25 and inverted EQM 0.25.
 Default setting: Linear.

Control speed:

10 s/mm

Adjusting force:

160/200 N
 Self-adjusting for IMI valves.

Temperature:

Media temperature: max. 120°C
 Operating environment: 0°C – +50°C (5-95%RH, non-condensing)
 Storage environment: -20°C – +70°C (5-95%RH, non-condensing)

Measurement accuracy:

Temperature pocket: Class AA
 In valve measuring point: Class B
 Surface mounted: Class B

Absolute temperature:

Pt1000 Class AA: $\pm 0.1^\circ\text{C}$ at 0°C
 Pt1000 Class B: $\pm 0.3^\circ\text{C}$ at 0°C

Time constant τ (63%):

In valve measuring point: 5s
 Temperature pocket: 9s
 Surface mounted: 20s

Ingress protection:

IP54 all directions
 (according to EN 60529)

Protection class:

(according to EN 61140)
 III (SELV)

Cable:

1, 2 or 5 m.
 Halogen free with wire end sleeves.
 Fire class B2_{ca} – s1a, d1, a1 according
 to EN 50575.
 Type LiYY, 5x0.25 mm².

Temperature sensor cable:

Halogen free, fire class IEC 60332-3-24
 (cat. C).
 T version: Length 160 mm.
 2T version: Length, see section
 "Sensors".

Stroke:

6,9 mm
 Automatic detection of the valve lift
 (stroke detection).

Noise level:

Max. 30 dBA

Weight:

TA-Slider 160 T:
 0.24 kg, 1 m cable
 0.29 kg, 2 m cable
 0.44 kg, 5 m cable
 TA-Slider 160 2T:
 0.29 kg, 1 m cable
 0.34 kg, 2 m cable
 0.49 kg, 5 m cable

Connection to valve:

Swivelling nut M30x1,5.

Material:

Cover: PC/ABS GF8
 Housing: PA GF40.
 Swivelling nut: Nickel-plated brass.
 Cables: Halogen free

Colour:

White RAL 9016, grey RAL 7047.

Marking:

Label: IMI TA, CE, product name, article
 No. and technical specification.

Certification CE:

LV-D. 2014/35/EU: EN 60730-1, -2-14.
 EMC-D. 2014/30/EU: EN 60730-1, -2-14.
 RoHS-D. 2011/65/EU: EN 63000.

Product standard:

EN 60730

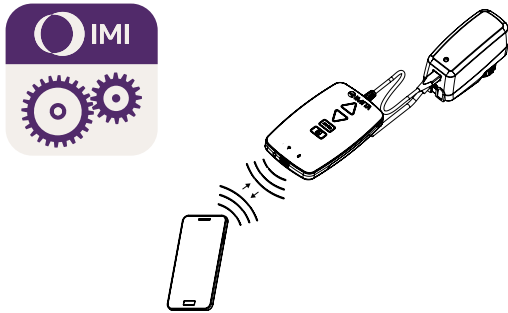
Function

Setting

The actuator can be set by the HyTune app (iOS version 16 or later, Android version 9 or later) + the TA-Dongle device, with or without the actuator power supplied.

The setting configuration can be stored in the TA-Dongle for setting of one or several actuators. Connect the TA-Dongle to the actuator and press the configuration button.

HyTune can be downloaded from the App Store or Google Play.



Manual override

By using the TA-Dongle device. No power supply needed.

Calibration/Stroke detection

According to selected settings in the table.

| Type of calibration | At power on | After manual override |
|--------------------------------|-------------|-----------------------|
| Both end positions (full) | √ * | √ |
| Fully extended position (fast) | √ | √ * |
| None | √ | |

*) Default

Note: A calibration refresh can be automatically repeated monthly or weekly.

Default setting: Off.

Self-adjusting force

Automatic valve type detection, the force is set to 160 or 200 N for IMI TA/IMI Heimeier valves.

Default setting: On.

Stroke limitation setting

A maximum stroke smaller than or equal to the detected valve lift can be set to the actuator.

For some IMI TA/IMI Heimeier valves it can also be set to a

Kv_{max}/q_{max}

Default setting: No stroke limitation (100%).

Minimum stroke setting

The actuator can be set with a minimum stroke below which it will not go (except for calibration).

For some IMI TA/IMI Heimeier valves, it can also be set to

a q_{min} .

Default setting: No minimum stroke (0%).

Valve blockage protection

The actuator will perform a quarter of a full stroke and then back to desired value if no actuation takes place for one week or one month.

Default setting: Off.

Valve clogging detection

If actuation stops before the desired value is reached, the actuator moves back ready to make a new attempt. The actuator will move to the configured error safe position after three attempts.

Default setting: On.

Error safe position

Fully extended or retracted position when following errors occur; low power, line break, valve clogging or stroke detection failure.

Default setting: Fully extended position.

Diagnostics/logging

The last 10 errors (low power, line break, valve clogging, stroke detection failure) with time stamps can be read using the HyTune app + TA-Dongle device. Logged errors will be cleared if the power is disconnected.

Delayed start-up

The actuator can be specified a delay (0 to 1275 sec.) before starting up after a power supply cut. This is useful when used with a control system that has itself a long start-up time.

Default setting: 0 seconds.

Binary input

If the binary input circuit is open, the actuator will go to a set stroke, switch to a second stroke limitation setting or drive to its full stroke regardless of any limitations for flushing purpose.

Change-over system detection

Switching between two different stroke limitation settings by toggling the binary input or using the dual-range input signal.

ΔT and temperature return limitation

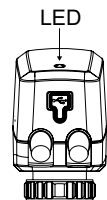
Ensure your terminal unit installation is properly balanced and optimize the efficiency of your production units by ensuring optimal temperature regimes.

LED indication

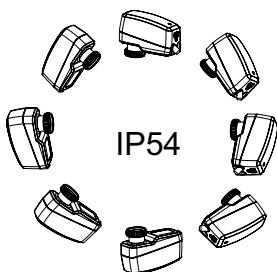
| | | Status | Red (heating) / Blue (cooling) |
|--|--|---------------------------------|--------------------------------|
| | | Fully retracted (actuator stem) | Long pulse - Short pulse |
| | | Fully extended (actuator stem) | Short pulse - Long pulse |
| | | Intermediate position | Long pulses |
| | | Moving | Short pulses |
| | | Calibrating | 2 short pulses |
| | | Manual mode or no power supply | Off |

| | | Error code | Violet |
|--|--|----------------------------------|----------|
| | | Power supply too low | 1 pulse |
| | | Line broken (2-10 V) | 2 pulses |
| | | Valve clogging or foreign object | 3 pulses |
| | | Stroke detection failure | 4 pulses |

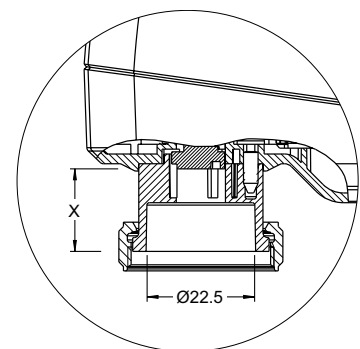
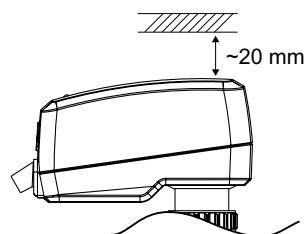
If an error is detected, violet pulses are displayed as the red or blue status lights flash alternately. More detailed information, please see the HyTune app + TA-Dongle.



Installation

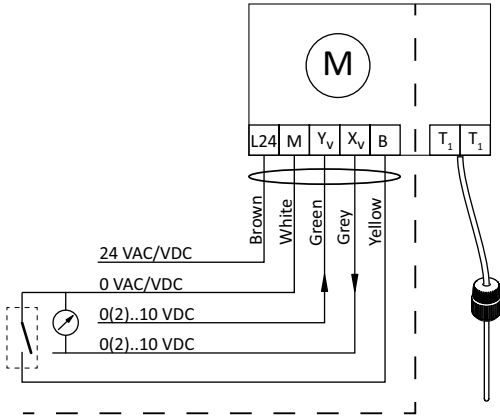
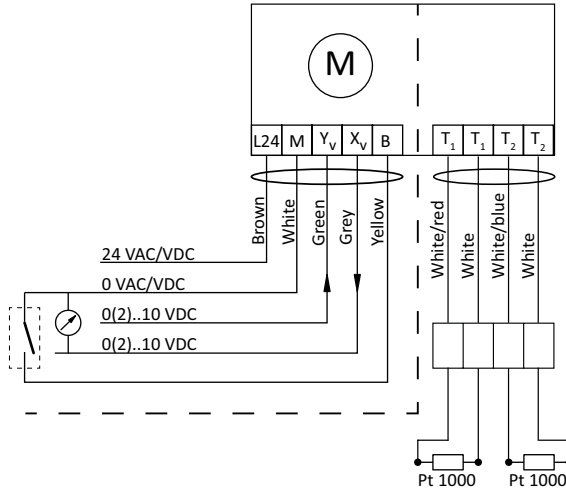


Note!



X = 10.0 - 16.9

Connection diagram

TA-Slider 160 T

TA-Slider 160 2T


| Terminal | Description |
|----------|---|
| L24 | Power supply 24 VAC/VDC |
| M | Neutral for power supply 24 VAC/VDC and signals. |
| Y_v | Input signal for proportional control 0(2)-10 VDC, 47 k Ω |
| X_v | Output signal 0(2)-10 VDC, max. 8 mA or min. load resistance 1.25 k Ω |
| B | Connection for potential free contact (e.g. open window detection), max. 100 Ω , max. 10 m cable or shielded |
| T1 | Connection to first Pt1000 temperature sensor, max. 10 m total cable length between actuator and sensor head. |
| T2 | Connection to second Pt1000 temperature sensor, max. 10 m total cable length between actuator and sensor head. |

T1/T2: Required configuration via HyTune App for 2T version. Temperature sensors must be enabled within ancillary inputs/ outputs section of the control settings menu. For T version, the built-in temperature sensor is enabled by default.



24 VAC/VDC operating only with safety transformer according to EN 61558-2-6.

Sensors

For applications that require only one temperature measurement, the T version is suitable, as it comes equipped with an integrated sensor. **No additional temperature sensors are necessary.**

For applications where two temperature measurements are necessary, order the 2T version along with two temperature sensors. IMI offers a range of temperature sensors that are compatible with the actuator. Note that the sensors do not have to be of the same type. For article numbers see section "Sensors".

Insertion in temperature pocket

Sensor type: Pt1000, Ø 5 mm, 3 m cable.

| Pocket length [mm] | Cable length [mm] | For pipe DN | | | |
|-----------------------|----------------------|-------------|-------|-------|---------|
| | | 10-25 | 32-50 | 65-80 | 100-250 |
| 25 | 3000 | X | | | |
| 40 | 3000 | | X | | |
| 70 | 3000 | | | X | |
| 100 | 3000 | | | | X |

Insertion in valve measuring point

Sensor type: Pt1000, Ø 3 mm, 3 or 5 m cable.

| Sensor length [mm] | Cable length [mm] | TA-Modulator DN 10-50 | TBV-CM DN 15-25 | TA-COMPACT -P/-DP DN 10-32 | STAD DN 10-50 | STAF/ STAF-SG DN 65-125 | STAF/ STAF-SG DN 150 | STAF-SG DN 200-250 | STAF-SG DN 300-400 |
|-----------------------|----------------------|--------------------------|--------------------|----------------------------------|------------------|-------------------------------|----------------------------|-----------------------|-----------------------|
| 60 | 3000 | X | X | X | X | | | | |
| 130 | 5000 | | | | | X | | X | |
| 170 | 5000 | | | | | | X | | X |

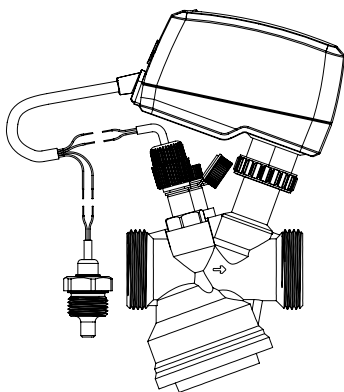
Surface mounted temperature sensor

Sensor type: Pt1000, 3 m cable.

Examples

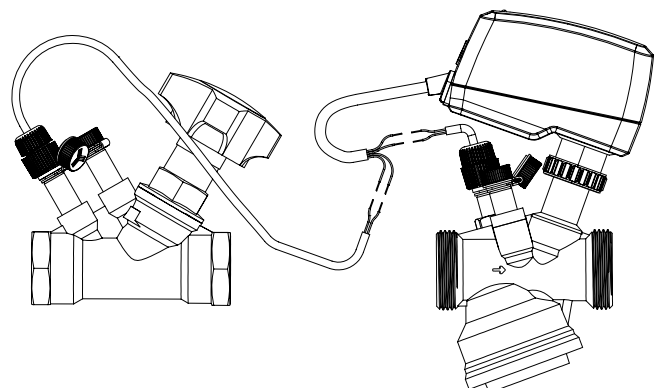
TA-Modulator with 2T version

In this setup, 2 sensors should be ordered. One sensor is used for insertion in a measuring point, and another sensor is inserted into a temperature pocket.

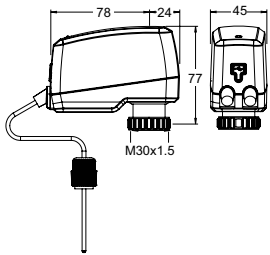


TA-Modulator with 2T version and STAD

In this setup, 2 sensors should be ordered. One sensor is used for measuring point in TA-Modulator, and another sensor is inserted into the measuring point from STAD.



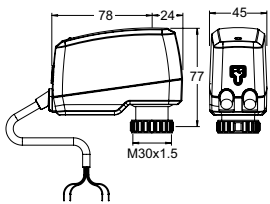
Articles



TA-Slider 160 T

Pre-mounted Pt1000 for valve measuring point insertion.
Input signal: 0(2)-10 VDC

| Cable length | Sensor cable length | Supply voltage | EAN | Article No |
|--------------|---------------------|----------------|---------------|--------------|
| 1000 | 160 | 24 VAC/VDC | 5902276820830 | 322224-10814 |
| 2000 | 160 | 24 VAC/VDC | 5902276820847 | 322224-10815 |
| 5000 | 160 | 24 VAC/VDC | 5902276820854 | 322224-10816 |

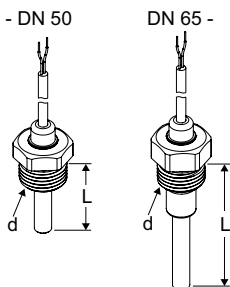


TA-Slider 160 2T

Without pre-mounted Pt1000. Sensors ordered separately.
Input signal: 0(2)-10 VDC

| Cable length | Sensor cable length | Supply voltage | EAN | Article No |
|--------------|---------------------|----------------|---------------|--------------|
| 1000 | 1000 | 24 VAC/VDC | 5902276820861 | 322224-10914 |
| 2000 | 1000 | 24 VAC/VDC | 5902276820878 | 322224-10915 |
| 5000 | 1000 | 24 VAC/VDC | 5902276820885 | 322224-10916 |

Sensors



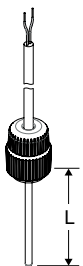
Temperature pocket with sensor

Pt1000

For mounting directly on pipe.

Free space >70 mm is required above the temperature sensor pocket.

| For pipe DN | d | L | Cable length | EAN | Article No |
|-------------|------|-----|--------------|---------------|--------------|
| 10-25 | G1/2 | 25 | 3000 | 5902276820748 | 322428-00020 |
| 32-50 | G1/2 | 40 | 3000 | 5902276820755 | 322428-00521 |
| 65-80 | G1/2 | 70 | 3000 | 5902276821745 | 322428-00621 |
| 100-250 | G1/2 | 100 | 3000 | 5902276821738 | 322428-00721 |

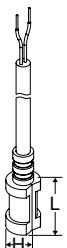


Temperature sensor for valve measuring point

Pt1000

Applicable to families: TA-Modulator, TBV-CM, TA-COMPACT-P/-DP, STAD, STAF/STAF-SG

| For valve DN | L | Cable length | EAN | Article No |
|--------------------|-----|--------------|---------------|--------------|
| 10-50 | 60 | 3000 | 5902276820786 | 322428-00122 |
| 65-250 | 130 | 5000 | 5902276820793 | 322428-00134 |
| 300-400 + STAF 150 | 170 | 5000 | 5902276820809 | 322428-00135 |



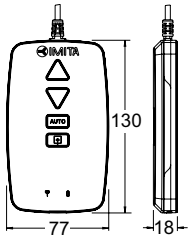
Surface temperature sensor

Pt1000

For mounting directly on pipe surface.

| H | L | Cable length | EAN | Article No |
|----|----|--------------|---------------|--------------|
| 10 | 16 | 3000 | 5902276820816 | 322428-00429 |

Additional equipment

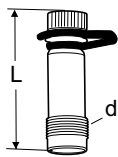


TA-Dongle

For Bluetooth communication with the HyTune app, transfer configuration settings and manual override.

| EAN | Article No |
|---------------|--------------|
| 5901688828632 | 322228-00001 |

Accessories



Measuring point

AMETAL®/EPDM

For mounting directly on pipe and insertion of Temperature sensor for valve measuring point.

| d | L | EAN | Article No |
|------|-----|---------------|------------|
| R1/4 | 39 | 7318792813108 | 52 179-009 |
| R1/4 | 103 | 7318792814600 | 52 179-609 |
| R3/8 | 45 | 7318792813009 | 52 179-008 |
| R3/8 | 101 | 7318792814501 | 52 179-608 |



The products, texts, photographs, graphics and diagrams in this document may be subject to alteration by IMI without prior notice or reasons being given. For the most up to date information about our products and specifications, please visit climatecontrol.imiplc.com.