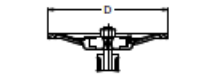
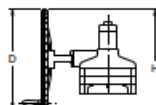


150UPA

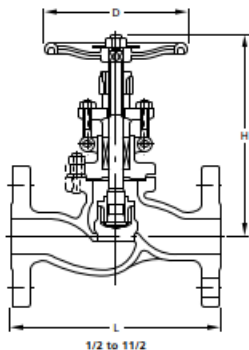
150UPAM



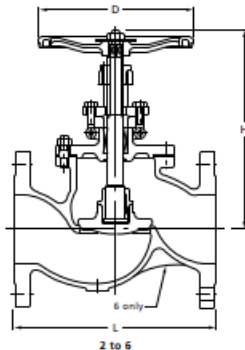
Hammer-blow Type Handwheel for 6 & 8



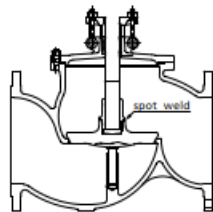
Gear Operation Standard for Nominal Size 10 & 12



1/2 to 11/2



2 to 6



10 and 12

Materials

Parts	150UPA	150UPAM
Body	CF8	CF8M
Bonnet	CF8	CF8M
Stem	304SS	316SS
Disc	1/2 to 2	304SS
	2 1/2 to 12	CF8
Gland	304SS	316SS
Gland flange	Stainless steel	
Gland packing	Refer to Page 10	
Gasket	Refer to Page 10	
Yoke bush	Ductile Ni-resist	
Handwheel	Ductile iron	
Gland bolt/nut	Stainless steel	
Bonnet bolt/nut	B8/8	
Name plate	Aluminum	

Note: Body seats and/or disc seats can be optionally hard-faced.
Hammer-blow type handwheel for size 6 and 8

Items

Face to face dimensions	ASME B16.10 Class 150
End flange dimensions	ASME B16.5 Class 150
Wall thickness	ASME B16.34 Class 150

Nominal Size		1/2	3/4	1	1 1/2	2	2 1/2	3	4	5	6	8	10	12
		15	20	25	40	50	65	80	100	125	150	200	250	300
L	in.	4.25	4.61	5.00	6.50	7.99	8.50	9.49	11.5	14.0	16.0	19.5	24.5	27.5
	mm	108	117	127	165	203	216	241	292	356	406	495	622	698
H (open)	in.	6.54	6.61	6.81	7.99	9.21	9.72	11.5	12.8	15.0	17.8	21.9	36.3	39.9
	mm	166	168	173	203	234	247	292	324	381	452	556	923	1013
D	in.	3.54	3.54	3.94	5.51	6.30	7.09	7.87	8.86	9.84	13.8	15.8	19.7	19.7
	mm	90	90	100	140	160	180	200	225	250	350	400	500	500