


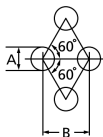
10K Strainer for Gas Service

10FDYBF

B.C. or S.C.
FF-flanged

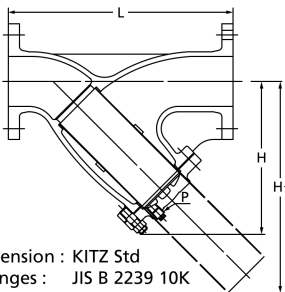


B.C. for 2" & larger
S.C. for 1/2" & smaller



Screen Hole Size

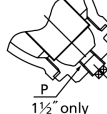
Valve Size	A	B
1/2" to 2"	1.4	2.4
2 1/2" to 5"	1.5	2.5
6" & 8"	3	5
10" & 12"	5	7



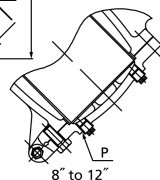
F-F dimension : KITZ Std
End flanges : JIS B 2239 10K



1/2" to 1 1/2"



1 1/2" only



8" to 12"

120°C Static water..... 1.4MPa
220°C Steam, air, gas, oil..... 1.2MPa
300°C Steam, air, gas, oil..... 1.0MPa
1/2" ~ 1 1/2" : 260°C 1.1MPa

● Use for lubricating or hydraulic oil is acceptable. Contact KITZ Corporation for technical advice, if valves are used as heat transfer media.

● Employment of copper cap prohibits use of this valve for ammonia or amine chemicals.

● Bolting materials will be changed for servicing high temperature exceeding 225°C. Contact KITZ Corporation for detailed information.

● A gasket will be used for sealing the plug for application to high temperature exceeding 260°C. Specify your service temperature in advance. Ensure replacement of plug gaskets on your valve maintenance.

Materials

Parts	JIS material
Body	FCD-S
Cap (1/2" ~ 1 1/2")	C3771BE
Cover (2" ~ 12")	FCD-S
Gasket	Non Asbestos (2" ~ 12" : Flexible Graphite)
Screen	SUS304
Cover bolt / nut	S45C
Plug*	SUS304

* 1 1/2" & larger

Dimensions

Size	mm														
	mm	15	20	25	32	40	50	65	80	100	125	150	200	250	300
inch	1/2	3/4	1	1 1/4	1 1/2	2	2 1/2	3	4	5	6	8	10	12	
L	125	140	150	170	190	230	305	360	415	465	515	580	680	800	
H	57	63	77	90	100	138	212	242	284	325	370	462	536	625	
P	—	—	—	—	Rc3/8	Rc1/4	Rc1/4	Rc1/4	Rc1/4	Rc3/4	Rc3/4	Rc3/4	Rc3/4	Rc3/4	Rc3/4
H1	82	91	114	134	146	172	290	340	391	450	502	645	757	882	

NOTE : For flange dimensions refer to Page 40. ※ RF-flanged ends shall be optionally available.