



THIELE



Lifting Products Grade 100



TITAN SERVICE CO.,LTD.

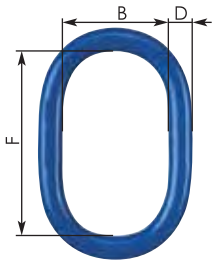
Distributed By : Titan Service co.,Ltd.

App



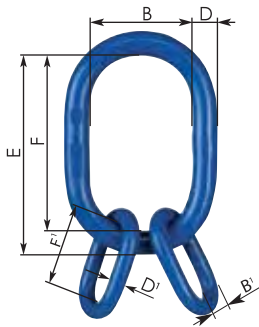
THIELE





Master Link Form A TWN 1807, TWN 1808

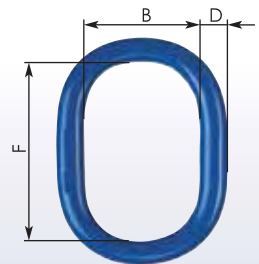
Trade Size	Article-No.		Nominal Size [mm]	Working Load Limit [t max]		Dimensions [mm]						Weight approx. [kgs]	
	TWN 1807	TWN 1808		TWN 1807	TWN 1808	D		F		B		TWN 1807	TWN 1808
6-XL	F180706	F180806	6	1.40	2.00	13	13	90	90	50	50	0.29	0.29
8-XL	F180708	F180808	8	2.50	3.55	16	18	110	130	60	70	0.53	0.79
10-XL	F180710	F180810	10	4.00	5.60	18	20	130	140	70	80	0.79	1.10
13-XL	F180713	F180813	13	6.70	9.00	22	26	160	180	90	100	1.50	2.30
16-XL	F180716	F180816	16	10.00	14.00	26	32	180	230	100	125	2.30	4.40



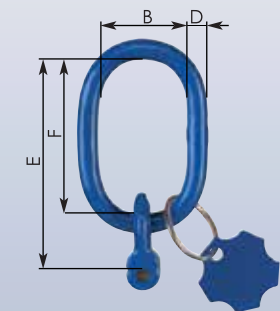
Master Link Assembly TWN 1809

Trade Size	Article-No.	Nominal Size [mm]	W.L.L. 0° < β ≤ 45° [t max]	Dimensions [mm]								Weight approx. [kgs]
				E	D	F	B	D'	F'	B'		
6-XL	F180906	6	3.00	170	16	110	60	13	60	30	1.00	
8-XL	F180908	8	5.30	210	20	140	80	16	70	35	2.20	
10-XL	F180910	10	8.00	270	26	180	100	20	90	45	3.80	
13-XL	F180913	13	14.00	350	32	230	125	26	120	60	7.70	
16-XL	F180916	16	21.20	420	40	290	160	28	130	65	13.00	

Intermediate Master Link Type B TWN 1795

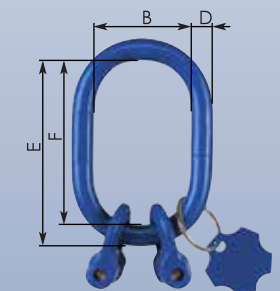


Trade Size	Article-No.	Break Force (BF) [kN]	Working Load Limit [t max]	Dimensions [mm]			Weight approx. [kgs]	Manufacturing Proof Load (MPF) [kN]
				D	F	B		
B8	F179508	54.90	1.40	8	36	18	0.05	34.30
B10	F179510	98.10	2.50	10	46	23	0.09	61.30
B13	F179513	157.00	4.00	13	60	30	0.20	98.10
B16	F179516	263.00	6.70	16	70	35	0.36	164.00
B20	F179520	392.00	10.00	20	90	45	0.73	245.00
B22	F179522	490.00	12.50	22	100	50	0.97	306.00
B26	F179526	628.00	16.00	26	120	60	1.60	392.00
B28	F179528	745.00	19.00	28	130	65	1.90	466.00
B32	F179532	1040.00	26.50	32	140	70	2.90	650.00
B36	F179536	1226.00	31.30	36	160	80	4.20	766.00
B40	F179540	1569.00	40.00	40	180	90	5.80	981.00
B45	F179545	1960.00	50.00	45	200	100	8.20	1230.00



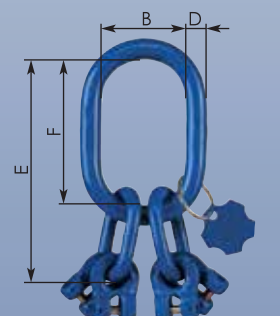
Fixed Size Master Link Assembly TWN 1810/1

Trade Size	Article-No.	Nominal Size [mm]	Working Load Limit [t max]	Dimensions [mm]				Weight approx. [kgs]
				E	D	F	B	
6-XL	F1810106	6	1.40	121	13	90	50	0.40
8-XL	F1810108	8	2.50	147	16	110	60	0.71
10-XL	F1810110	10	4.00	176	18	130	70	1.21
13-XL	F1810113	13	6.70	219	22	160	90	2.33
16-XL	F1810116	16	10.00	256	26	180	100	3.90



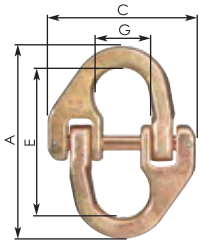
Fixed Size Master Link Assembly TWN 1810/2

Trade Size	Article-No.	Nominal Size [mm]	W.L.L. 0° < β ≤ 45° [t max]	Dimensions [mm]				Weight approx. [kgs]
				E	D	F	B	
6-XL	F1810206	6	2.00	121	13	90	50	0.50
8-XL	F1810208	8	3.55	167	18	130	60	1.20
10-XL	F1810210	10	5.60	186	20	140	70	1.90
13-XL	F1810213	13	9.00	239	26	180	100	4.00
16-XL	F1810216	16	14.00	296	32	230	125	7.60



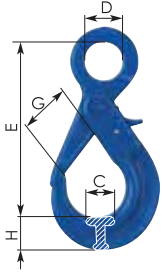
Fixed Size Master Link Assembly TWN 1810/4

Trade Size	Article-No.	Nominal Size [mm]	W.L.L. 0° < β ≤ 45° [t max]	Dimensions [mm]					Weight approx. [kgs]
				E	D	F	B	D'	
6-XL	F1810406	6	3.00	201	16	110	60	13	1.40
8-XL	F1810408	8	5.30	247	20	140	80	16	2.70
10-XL	F1810410	10	8.00	316	26	180	100	20	5.40
13-XL	F1810413	13	14.00	409	32	230	125	26	11.20
16-XL	F1810416	16	21.20	495	40	290	160	28	19.40



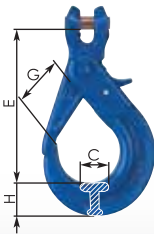
Connector XL-LOK® TWN 1829

Trade Size	Article-No.	Nominal Size [mm]	Working Load Limit [t max]	Dimensions [mm]				Weight approx. [kgs]
				E	G	A	C	
6-XL	F30801	6	1.40	45	14	60	51	0.10
8-XL	F30811	8	2.50	60	18	80	63	0.27
10-XL	F30821	10	4.00	75	22	100	76	0.45
13-XL	F30831	13	6.70	98	28	131	93	1.00
16-XL	F30841	16	10.00	110	33	151	114	1.38



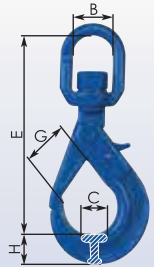
Eye Self Locking Hook TWN 1836

Trade Size	Article-No.	Nominal Size [mm]	Working Load Limit [t max]	Dimensions [mm]					Weight approx. [kgs]
				E	D	G	H	C	
6-XL	F09220	6	1.40	110	22	34	24	15	0.50
8-XL	F09221	8	2.50	134	30	46	26	18	0.80
10-XL	F09222	10	4.00	167	36	56	33	25	1.55
13-XL	F09223	13	6.70	200	47	72	42	34	3.15
16-XL	F09224	16	10.00	253	60	88	47	35	6.05



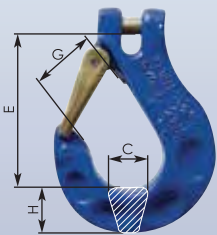
Clevis Self Locking Hook TWN 1837

Trade Size	Article-No.	Nominal Size [mm]	Working Load Limit [t max]	Dimensions [mm]				Weight approx. [kgs]
				E	G	H	C	
6-XL	F09200	6	1.40	88	34	24	15	0.50
8-XL	F09201	8	2.50	111	46	26	18	0.75
10-XL	F09202	10	4.00	142	56	33	25	1.50
13-XL	F09203	13	6.70	175	72	42	34	3.10
16-XL	F09204	16	10.00	214	88	47	35	5.90



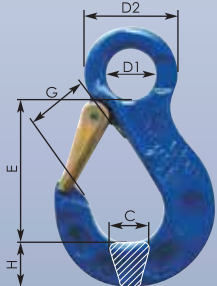
Swivel Self Locking Hook TWN 1838

Trade Size	Article-No.	Nominal Size [mm]	Working Load Limit [t max]	Dimensions [mm]					Weight approx. [kgs]
				E	G	H	C	B	
6-XL	F09240	6	1.40	144	34	24	10	30	0.60
8-XL	F09241	8	2.50	178	45	27	12	38	1.00
10-XL	F09242	10	4.00	208	55	33	14	44	2.00
13-XL	F09243	13	6.70	252	68	44	18	50	3.80
16-XL	F09244	16	10.00	322	85	46	20	66	7.00



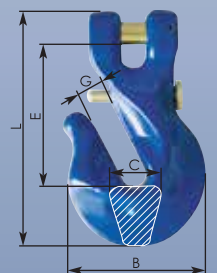
Clevis Sling Hook TWN 1840/1

Trade Size	Article-No.	Nominal Size [mm]	Working Load Limit [t max]	Dimensions [mm]				Weight approx. [kgs]
				E	G	H	C	
6-XL	F336050	6	1.40	75	24	20	17	0.36
8-XL	F336150	8	2.50	92	30	25	22	0.75
10-XL	F336250	10	4.00	113	37	32	28	1.40
13-XL	F336350	13	6.70	133	42	41	35	2.50
16-XL	F336450	16	10.00	162	51	50	41	4.40



Eye Sling Hook TWN 1841/1

Trade Size	Article-No.	Nominal Size [mm]	Working Load Limit [t max]	Dimensions [mm]					Weight approx. [kgs]	
				E	D1	D2	G	H		C
6-XL	F32905	6	1.40	91	11	21	24	20	17	0.36
8-XL	F32915	8	2.50	118	14	28	30	25	22	0.78
10-XL	F32925	10	4.00	145	18	36	37	32	28	1.50
13-XL	F32935	13	6.70	168	21	42	42	41	35	2.55
16-XL	F32945	16	10.00	210	27	54	51	50	41	4.65

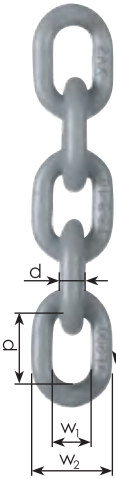


Shortening Hook TWN 1827/1

Trade Size	Article-No.	Nominal Size [mm]	Working Load Limit [t max]	Dimensions [mm]					Weight approx. [kgs]
				E	G	L	B	C	
6-XL	F33195	6	1.40	-	-	-	-	-	-
8-XL	F33905	8	2.50	58	9.5	100	60	34	0.49
10-XL	F33215	10	4.00	72	12	124	75	42	0.95
13-XL	F33225	13	6.70	93	15	158	95	54	1.86
16-XL	F33235	16	10.00	-	-	-	-	-	-



Round Steel Link Chain TWN 0072 acc. to ASTM 973 **XL-200**



Trade Size	6-XL-200	8-XL-200	10-XL-200	13-XL-200	16-XL-200
Length (m)	1	1	1	1	1
Art.-No.	F01616	F01617	F01618	F01619	F01620
Nominal Size (d)	6	8	10	13	16
Pitch (p)	18	24	30	39	48
Pitch Tolerance (±)	0.5	0.7	0.9	1.2	1.4
Inside Width w ₁ min	7.95	10.92	13.0	17.48	20.63
Outside Width w ₂ max	22.2	29.6	37.0	48.1	59.2
Working Load Limit (kg/m)	1.4	2.6	4.0	6.8	10.3
Weight approx (kg/m)	0.9	1.6	2.5	4.1	6.2

dipped in environmental friendly AQUA-chain lacquer

Comparison between Round Steel Link Chains **XL-200**

Grade	XL-200
Standard	ASTM 973
Material	alloyed steel
Temperature Application Range	-20°C up to 200°C
Working Load Limit (WLL)	Grade 100 (10)
Manufacturers Proof Force	min. 2 x WLL
Elongation at break (completed finish)	min. 20%
Breaking Force	min. 4 x WLL
Charpy Notch Value	min. 36 J at -20°C
Deflection	min. 0.8 x d
Material properties (stress corrosion)	-
Finish	Galvanizing not allowed
Colour (solvent-free)	RAL 7011
Marking	XL200 T3 - (trade size) -10
Certification	Own approval

Chain Sling **XL**



1-Leg Sling Chain **XL-200** with TWN 1810/1 and TWN 1840/1

Trade Size	Length [m]	Article-No.	W.L.L [tonnes]	Weight approx [kg]
6-XL-200	1	G1631061	1.40	1.66
8-XL-200	1	G1631081	2.50	3.06
10-XL-200	1	G1631101	4.00	5.11
13-XL-200	1	G1631131	6.70	8.93
16-XL-200	1	G1631161	10.00	14.50



2-Leg Sling Chain **XL-200** with TWN 1810/2 and TWN 1840/1

Trade Size	Length [m]	Article-No.	W.L.L [tonnes]	Weight approx [kg]
6-XL-200	1	G1631062	2.00	1.76
8-XL-200	1	G1631082	3.55	5.50
10-XL-200	1	G1631102	5.60	5.80
13-XL-200	1	G1631132	9.00	10.60
16-XL-200	1	G1631162	14.00	18.20



4-Leg Sling Chain **XL-200** with TWN 1810/4 and TWN 1840/1

Trade Size	Length [m]	Article-No.	W.L.L [tonnes]	Weight approx [kg]
6-XL-200	1	G1781064	3.00	6.44
8-XL-200	1	G1781084	5.30	12.10
10-XL-200	1	G1781104	9.00	21.00
13-XL-200	1	G1781134	14.00	37.60
16-XL-200	1	G1781164	21.20	61.80