



Street

The word on the Street



STREET World class price/performance ratio

Street cranes and hoists are designed to meet the challenges of a rapidly changing world in which only the most productive will prosper. We know our customers have the most exacting requirements for consistent high quality, long lasting reliability and efficient easy operation and we aim to meet these criteria at an internationally competitive price.

CONTENTS

PAGE 4-7

ZX cranes



PAGE 8-11

VX cranes



PAGE 12

Specially Engineered cranes



PAGE 14-17

Portal cranes



PAGE 20

Jib cranes





ZX CRANES

High performance, high versatility

The world beating Street ZX hoist is at the heart of this new range of cranes which incorporate the most up-to-date innovations in lifting technology. The ZX crane design concept uses sophisticated software to select the ideal solution for each application from a huge range of advanced modular crane components.

Superior load safety

A unique combination of features ensure extra load safety compared to other hoists.

- A hoist brake acts on the first or second gearbox shaft not on the motor shaft as is the case on most competitor hoists.
- The load remains secure even if the hoist motor is removed or if for any reason any of the following should fail
 - Motor shaft
 - Motor coupling
 - First reduction shaft (When brake is on second shaft)

Precision hoist gearbox with hardened and ground gears

- All gears immersed in oil



Accessible open plan design

- External hoist motor to optimise cooling
- External gearbox with inspection cover
- Open layout makes service and maintenance significantly easier compared to competitor hoists

Space saving design

- Low headroom hoist construction is standard on single girder ZX cranes
- Optimisation of available space with multiple beam to end truck construction options
- Reduced building cost



ZX CRANES

Patented torque arm safe load cut-out device

- Measures all the load the hoist mechanism is transmitting (not just the load in one or two ropes)
- Does not reduce available height of lift
- Actuated directly by the load, does not rely on measuring electrical current

Heavy duty long travelling equipment

- Fully enclosed design with no exposed gears
- Dual speed soft starting drives
- Automatic change over from slow to fast
- Rigid box section end trucks
- Long-life SG iron or steel wheels
- End truck machined in one setting to ensure precise geometric alignment

Heavy duty hoist motor

- Parallel rotor design
- Overheating protection in the motor
- Class F insulation

Electrical equipment


- Double insulated push button pendant
- Push button durability: 1 million operations
- Pendant cable and crane wiring with quick release plug and socket connections
- Mechanical interlocks on the crane motions

Extra hoist drum security

- Continuous shaft through the hoist drum
- Barrel retention 'snouts'
- Self aligning bearings at each end of the drum to take up deflection

Other standard ZX hoist features

- Hours in service meter
- Heavy duty rope guide
- Galvanised hoist rope
- Dual speed hoisting
- Over hoisting and over lowering hoist limit switches
- Special anti-corrosion powder coating on the frame
- Safety catch on the hook





VX CRANES

Higher capacities, faster speeds, more arduous duties

VX cranes incorporate the highly acclaimed Street heavy duty VX open winch hoist on a double girder bridge. Open winch hoists provide a superior solution for high capacity or heavy duty applications or both. VX cranes epitomise the special quality and performance we can offer those customers who have particularly exacting requirements. True vertical lift and deep scroff double rope reeving are standard.



Heavy duty open winch hoist

Open winch hoists provide the best solution to higher capacity/heavy duty lifting and handling.

- Capacities up to 200 t
- All duty classifications up to M8 (CMAA class F)
- Flexible to allow process integration

Genuine True Vertical Lift

Genuine True Vertical Lift is achieved by classic two part reeving and incorporates the following features for precision lifting.

- Zero hook drift throughout the full hook stroke
- Double reeved hoist drum with left and right scrolling
- Balanced reeving obviates the need for rope guides
- Increased tolerance of side pulling compared to single reeved hoists with rope guides

Precision hoist gearbox with hardened and ground gears

- All gears immersed in oil

Accessible open plan design

- External motor to optimise cooling
- External gearbox with inspection cover
- Open layout makes service and maintenance significantly easier than for competitor hoists

Superior load safety

- A unique combination of features ensures extra load safety compared to other hoists
- Hoist brake acts on the gearbox first reduction shaft
- The load remains secure even if the hoist motor is removed or if for any reason any of the following should fail:
 - Motor shaft
 - Motor coupling





VX CRANES



Heavy duty hoist motor

- Parallel rotor design
- Overheating protection in the motor
- Class F or H insulation

Extra rope and drum security

- Flanged barrel to prevent rope leaving the drum
- Self aligning bearings at each end of the drum to take up deflection

Other standard VX Hoist features

- Safe load cut-out device
- Hours in service meter
- Galvanised hoist rope
- Dual speed or stepless hoist speed
- Over hoisting and over lowering limit switches
- Safety catch on hook

Space saving design


- Optimisation of available space with multiple beam to end truck connections

Electrical equipment

- Double insulated push button pendant
- Push button durability : 1 million operations
- Pendant cable and crane wiring with quick release plug and socket connections
- Mechanical interlocks on the crane motions

Heavy duty long travelling equipment

- Fully enclosed design with no exposed gears
- Dual speed soft starting drives
- Automatic change over from slow to fast
- Rigid box section end trucks
- Long-life SG iron or steel wheels
- End truck machined in one setting to ensure precise geometric alignment





Specially Engineered Cranes

There are some industrial processes which have such complex or unusual handling and safety requirements that it is necessary to design cranes individually for specific applications. Where high rates of handling or process integration are required, extreme or unusual combinations of crane speeds and duty rating may exclude a standard solution.

In other applications special safety considerations may dictate special features or solutions. Restrictions on space or requirements for special methods of lifting can be solved with cranes of a special construction.

- Examples of customised crane mechanics**
- Heavy duties M7 and M8
 - Extra fast speeds
 - Extra long heights of lift
 - Multi point lifting
 - Ultra low headroom application
 - Rotating hoists
 - Hoist integration with grabs magnets or other lifting devices
 - Special rope reaving
 - Special crane constructions

- Examples of customised crane control systems**
- Crane automation
 - Position encoding
 - Condition monitoring
 - Load sway prevention systems
 - Infinitely variable speed control
 - Electrical braking



Street Portal and Semi-Portal Cranes





Portal and Semi-Portal Cranes

Sometimes known as Goliath cranes, this design is ideal for outdoor applications where they provide lifting and handling facilities without the cost of a building or supporting steelwork. They are also ideal for indoor applications where existing structures are not suitable for the loads imposed by overhead cranes or where additional supporting steelwork would result in a loss of floor area.

Street Crane's experience in Portal and Semi-Portal cranes has been gained over nearly sixty years and we offer a wide range of solutions for different applications. Simple, efficient, easy to erect steel structures have been developed using finite element analysis and 3D modelling techniques.

Main construction options

- Single girder
- Double girder

Each of which is available in various formats -

- Full or semi-portal
- With or without cantilevers
- Indoor or outdoor

For smaller safe working loads one popular option is the rail-less semi goliath when a floor rail would be an obstruction or an unwarranted cost. In this case the crane runs on wheels with polyurethane tyres.



Street Optional equipment

Optional equipment

Street offer a wide range of optional equipment and accessories which allow us to make a crane to suit your particular application and needs. The items below are the most commonly specified but if there is something else special about your requirements we probably have the solution.

Remote radio control push button or mini joy-stick

- Remote radio control allows the operator to be free of the crane and able to take up the position which gives the best view of the load and working area.

Digital load indication

- The Street Load Indication System incorporates a strain gauge to provide a digital indication of the load being lifted.

Condition Monitoring

- The Street Condition Monitoring Unit keeps records of hoist loading with time and calculates the Load Spectrum Factor and the remaining Safe Working Period.

SC Smartlift and SC Smartdrive


- Motor control using a digital frequency inverter to give programmable speed as well as programmable acceleration, and deceleration. The crane drive and hoist characteristics can therefore be set up to suit the application.



Joystick radio



Push button radio



SC - Smartlift



Strain gauge

Digital load readout

XY-Zero load swing prevention system

- XY-Zero is a software package designed to totally eradicate load swing caused by travelling movements of the crane. The system works by calculating the predicted movement at the given height of the load and then automatically modifying the travel and traverse movements to eradicate load swing.

Travel limit switches

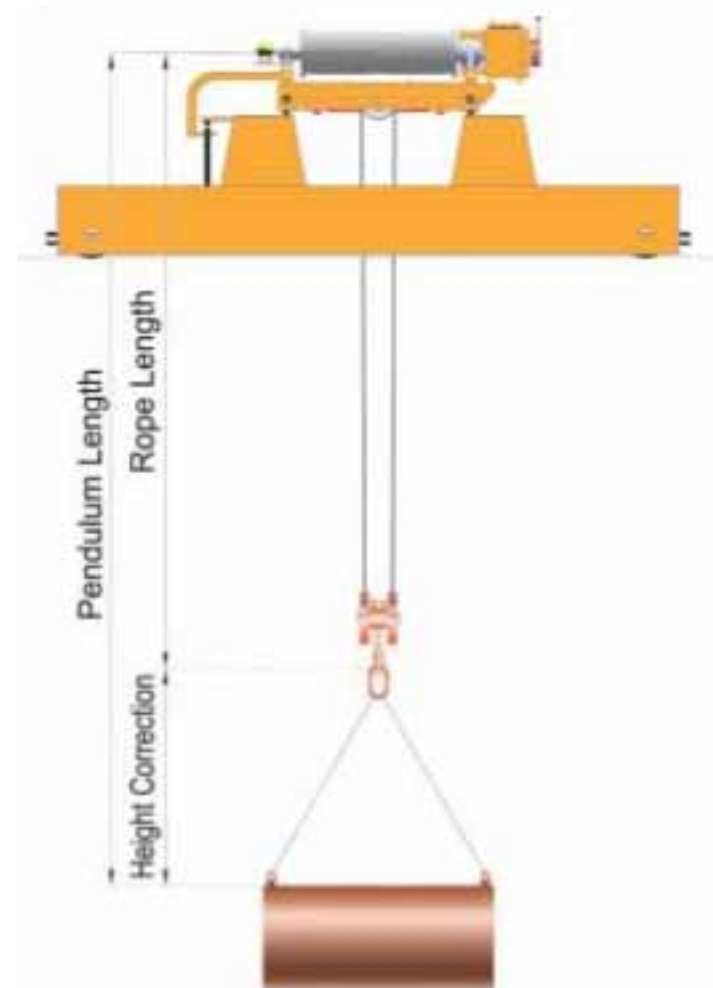
- Travel Limit Switches are a simple and economic way to slow the crane down or stop it at the end of the track. The limit switch is actuated by a striker arm on the track. Travel limit switches can be fitted to both travel and traverse motions.

No go zones

- The Street Zoning Unit uses proximity switches and a processor to allow the programming of one or more rectangular no go zones into which the hook and load can not be taken. This safety feature can be used to prevent collision with a large machine tool or an office area.

Anti-collision equipment


- The Street Anti-collision System with photoelectric infra-red distance measurement prevents accidental collision between two or more cranes on one track. Alternatively the system can be used to automatically switch the cranes into slow speed travel at a pre-set approach distance.



XY-Zero: automatically modifies travel movement



XY-Zero: eradicates load swing



Travel limit switch



No go zone processor



Anti-collision equipment



Column/pillar mounted jib



Wall mounted jib

Jib Cranes

Street offer one of the world's biggest ranges of slewing jib cranes. A technical data book of standard jib crane solutions from 80kg to 20,000kg capacity is available on request. Specially engineered jib cranes are produced in capacities up to 80,000kg. The two basic formats of slewing jib crane are column mounted and wall mounted, each of which may be equipped with chain or wire rope hoists. We offer under or over braced jib arms to maximise lift or travel. Column mounted jibs can be constructed for maximum slewing angles of 270° or 360° and we offer a variety of fixing solutions including anchor bolts and wall plates.

Optional equipment

- Power travel
- Power slew
- Slew limit switches
- Bevelled jib ends
- Outdoor and marine solutions
- Mobile pendant on a 'c' rail

Street Wall Travelling jib Cranes provide ultra flexible handling along the length of a workshop servicing a number of work stations and transporting material the entire length. Wall travellers are ideal second level cranes working under top level overhead cranes.



Boat lifting jib



Wall travelling jib



Street CX chain hoist

Worldwide sales and service partnerships

Through our worldwide network of partners Street technology is available practically anywhere. We offer direct sales or Master dealer outlets in Europe, North America, Asia Pacific, Middle East and Africa, with established agents and distributors at many other locations.



Parts and service

We offer efficient and dedicated customer service through Street CraneXpress depots and other approved service centres around the globe. Our mission is to ensure your cranes and hoists run smoothly and your productivity is assured.

Our service centres offer not only parts, service, inspection and maintenance but also crane modernisation and performance upgrades. Over time your application requirements for cranes and other lifting equipment may change. Your productivity may increase to the point where you need faster hoisting, or you may have older cranes which are obsolete and expensive to maintain as well as causing you serious bottlenecks if they break down. Such problems can be remedied by modernisation.



Visit us on the internet www.streetcrane.com



More Street Product Brochures



Street ZX
Wire Rope Hoists



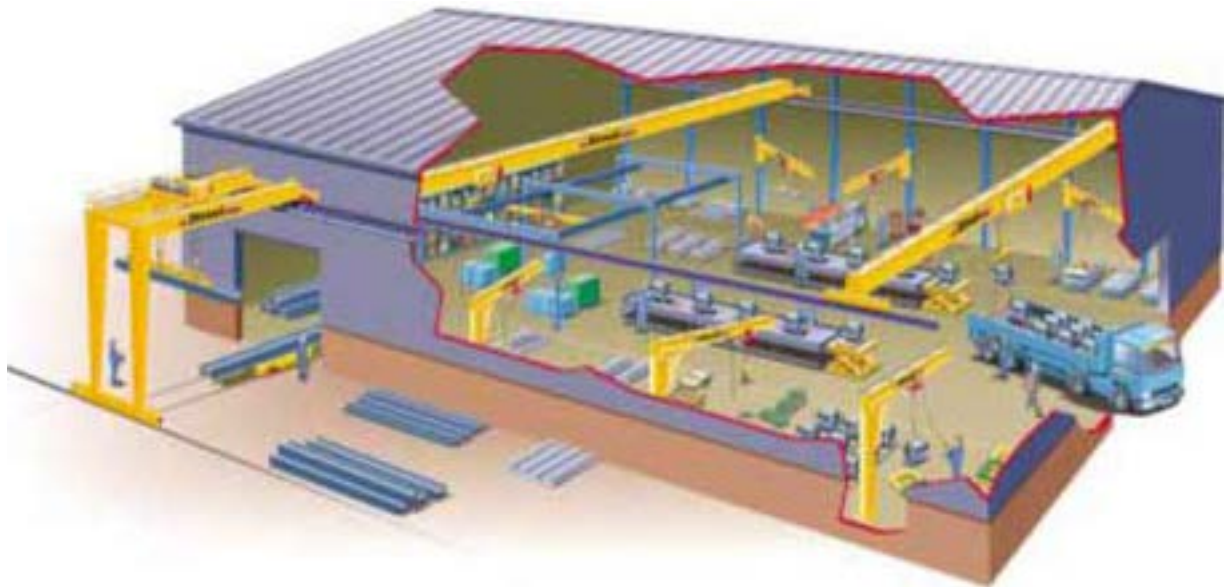
Street VX
Heavy Duty
Open Winch Hoists



Street CX
Chain Hoists



Street Jib Cranes



Street



บริษัท ไทแทน เซอร์วิส จำกัด

1/19 หมู่ 1 ต.พิมพา อ.บางปะกงจ.ฉะเชิงเทรา 24130 ประเทศไทย

Tel. 038-989-373-76 Fax. 038-989-377 Email. info.titanservice@gmail.com

www.titanservice.co.th LINE: @titanservice