



2-stage type terminal block

TTG, TT and TTJ Series

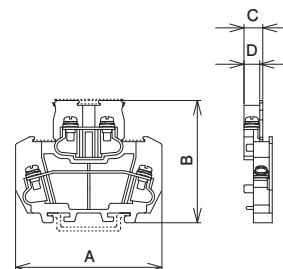
Application			Type name	Number of contents	External dimensions (mm)				General mass per pole (g)				
					A	B	C	D					
Terminal unit													
TTG series 600V	2mm ² [20A]	M3×8± screw type	TTG 20 3	20 pieces	62	57	8	6.7	17				
		M3×8± raised type	TTG 20 U3	20 pieces					19				
		M3.5×8± screw type	TTG 20 35	20 pieces					19				
		M3.5×8± raised type	TTG 20 U35	20 pieces					21				
	5.5mm ² [40A]	M4×10± screw type	TTG 40	20 pieces	67	62	11	9.7	30				
		M4×8.5± raised type	TTG 40 U	20 pieces					32				
TT series 600V	1.25mm ² [15A]	M3×8± screw type	TT 10 SK	20 pieces	62	50.5	8	6.7	16				
		M3×8± raised type	TT 10 SUK	20 pieces					18				
	2mm ² [20A]	M3.5×8± screw type	TT 10 SKM3.5	20 pieces					18				
		M3.5×8± raised type	TT 10 SUKM3.5	20 pieces					20				
	3.5mm ² [30A]	M4×10± screw type	TT 20 K	20 pieces					67	58	11.5	9.7	29
		M4×10± raised type	TT 20 UK	20 pieces									31
TTJ series 500V	2mm ² [20A]	M3.5×8± screw type	TTJ 8 N	20 pieces	48.5	49	8	6.7	13				
		M3.5×8± raised type	TTJ 8 NU	20 pieces					15				
End plate													
For TTG 203, TTG 20U3, TTG 2035 and TTG 20U35				TTGA 20	5 pairs	62	58.1	Thickness 8	13				
For TTG 40, TTG 40U				TTGA 40	5 pairs	67	62.6	Thickness 10.5	22				
For TT 10				TTA1SK	5 pairs	62	50.5	Thickness 8	12.7				
For TT 20				TTA2K	5 pairs	67	59	Thickness 8	22				
For TTJ 8N and TTJ 8NU				TTJA8N	5 pairs	49	49	Thickness 8	11				



TTG20



TT20K



Rating when the product is used as c-UL-us certified part or EN/IEC standard certified part (TÜV certification CE)

type name		Rated voltage (V)	EN/IEC standard			UL standard			CSA standard	
screw type	raised type		Rated current (A)	Applicable wire (AWG/MCM) ^{Note}		Rated current (A)	Applicable wire (AWG/MCM) ^{Note}		Rated current (A)	Applicable wire (AWG/MCM) ^{Note}
		Single wire		Stranded wire	Single wire		Stranded wire			
TTJ 8N	TTJ 8NU	500	20	20 to 14 (0.5 to 2.5mm ²)	20 to 14 (0.5 to 2.5mm ²)	—	—	—	—	
TTG 203	TTG 20U3	600	20	20 to 14 (0.5 to 2.5mm ²)	20 to 14 (0.5 to 2.5mm ²)	15	20 to 14	20 to 14	15	20 to 14
TTG 2035	TTG 20U35	600	20	20 to 14 (0.5 to 2.5mm ²)	20 to 14 (0.5 to 2.5mm ²)	15	20 to 14	20 to 14	15	20 to 14
TTG 40	TTG 40U	600	40	18 to 10 (0.75 to 6mm ²)	18 to 10 (0.75 to 6mm ²)	30 25	18 to *10 18 to 12	18 to *10 18 to 12	30	18 to *10

Notes:

The table above is based on connection to the copper bare wire and the crimp terminal. The applicable wires with * indicates connection to the crimp terminal only. Use UL standard parts and c-UL-us standard parts for crimp terminal. Be careful for the following points:

- Connection to crimp terminal: Use the crimp terminal with insulated coating or insulate the bare crimp terminal with sleeve, tube or tape.
- Connection to two bare wires: Connect the wire with the same size and type (single wire or stranded). Do not connect the wires with different sizes and types.