

### APPLICATION / DESCRIPTION

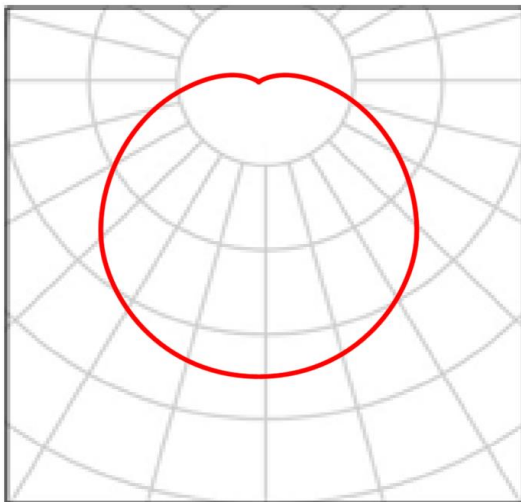
NEW DESIGN OR REPLACE OLD LAMP TO SAVING ENERGY AND LONG DURATION TIME

### Specification

|                       |                 |
|-----------------------|-----------------|
| MODEL                 | XZ-BB-MILKY     |
| BODY MATERIAL         | ALUMINUM+PC     |
| INPUT VOLTAGE         | 85-305 VAC 50Hz |
| LED CHIP              | SMD             |
| POWER                 | 50W             |
| LUMINOUS FLUX         | >4500 LUMEN     |
| EFFICACY              | >90lm/W         |
| COLOR RENDERING INDEX | 70 Ra           |
| LED COLOR TEMPERATURE | 3000K-6500K     |
| THDi                  | 15%             |
| POWER FACTOR          | >0.9            |
| WORKING TEMPERATURE   | -20 to 45°C     |
| LIGHTING SOURCE LIFE  | 50000 Hrs.      |
| SURGE PROTECTION      | 2kv             |
| BEAM ANGLE            | 180°            |
| DRIVER                | CE              |



### Lighting distribution curve



### Dimension of Product



BEAM ANGLE  
180°

LED LAMP  
IP40

SMD

COVER  
MILKY

WARRANTY  
1Y

E40

LED Light source



Driver



### APPLICATION / DESCRIPTION

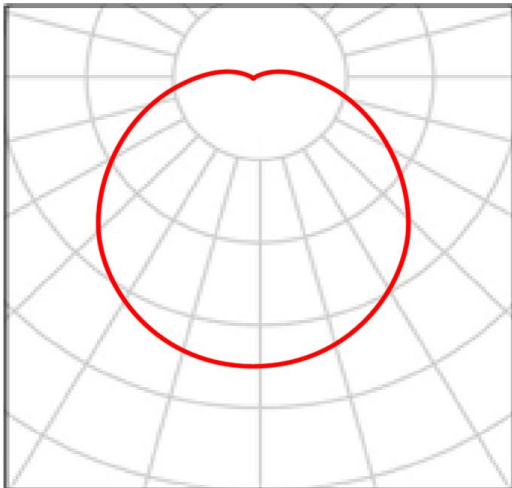
NEW DESIGN OR REPLACE OLD LAMP TO SAVING ENERGY AND LONG DURATION TIME

### Specification

|                       |                 |
|-----------------------|-----------------|
| MODEL                 | XZ-BB-MILKY     |
| BODY MATERIAL         | ALUMINUM+PC     |
| INPUT VOLTAGE         | 85-305 VAC 50Hz |
| LED CHIP              | SMD             |
| POWER                 | 100W            |
| LUMINOUS FLUX         | >9000 LUMEN     |
| EFFICACY              | >90lm/W         |
| COLOR RENDERING INDEX | 70 Ra           |
| LED COLOR TEMPERATURE | 3000K-6500K     |
| THDi                  | 15%             |
| POWER FACTOR          | >0.9            |
| WORKING TEMPERATURE   | -20 to 45°C     |
| LIGHTING SOURCE LIFE  | 50000 Hrs.      |
| SURGE PROTECTION      | 2KV             |
| BEAM ANGLE            | 180°            |
| DRIVER                | CE              |



### Lighting distribution curve



### Dimension of Product



BEAM ANGLE  
180°

LED LAMP  
IP40

SMD

COVER  
MILKY

WARRANTY  
1Y

E40

LED Light source



Driver



### APPLICATION / DESCRIPTION

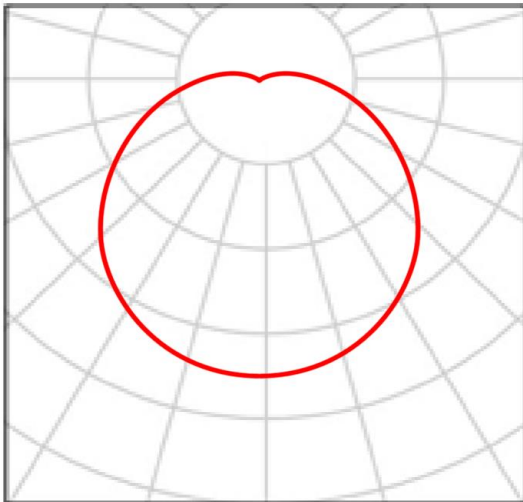
NEW DESIGN OR REPLACE OLD LAMP TO SAVING ENERGY AND LONG DURATION TIME

### Specification

|                       |                 |
|-----------------------|-----------------|
| MODEL                 | XZ-BB-MILKY     |
| BODY MATERIAL         | ALUMINUM+PC     |
| INPUT VOLTAGE         | 85-305 VAC 50Hz |
| LED CHIP              | SMD             |
| POWER                 | 150W            |
| LUMINOUS FLUX         | >13500 LUMEN    |
| EFFICACY              | >90lm/W         |
| COLOR RENDERING INDEX | 70 Ra           |
| LED COLOR TEMPERATURE | 3000K-6500K     |
| THDi                  | 15%             |
| POWER FACTOR          | >0.9            |
| WORKING TEMPERATURE   | -20 to 45°C     |
| LIGHTING SOURCE LIFE  | 50000 Hrs.      |
| SURGE PROTECTION      | 2KV             |
| BEAM ANGLE            | 180°            |
| DRIVER                | CE              |



### Lighting distribution curve



### Dimension of Product



BEAM ANGLE  
180°

LED LAMP  
IP40

SMD

COVER  
MILKY

WARRANTY  
1Y

E40

LED Light source

 Sanan

Driver

DRIVER  
CE