

LED HIGHBAY 100W JOHN

APPLICATION / DESCRIPTION

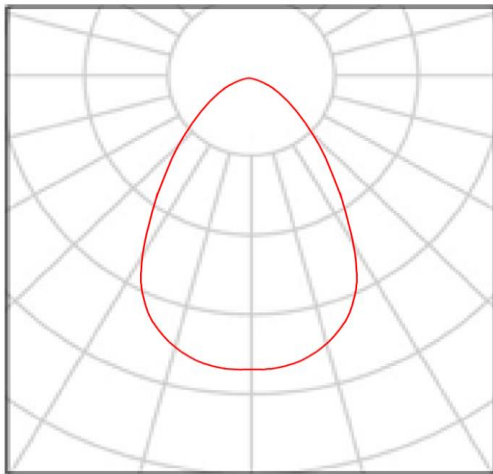
NEW DESIGN OR REPLACE OLD LAMP TO SAVING ENERGY AND LONG DURATION TIME

Specification

MODEL	XZ-HB
BODY MATERIAL	ALUMINUM DIE CAST
INPUT VOLTAGE	85-305 VAC 50Hz
LED CHIP	SMD BRIDGELUX
POWER	100W
LUMINOUS FLUX	11000 LUMEN
EFFICACY	110 Lm/W
COLOR RENDERING INDEX	70 Ra
LED COLOR TEMPERATURE	3000K-6500K
THDi	15%
POWER FACTOR	>0.95
WORKING TEMPERATURE	-20 to 45°C
LIGHTING SOURCE LIFE	50000 Hrs.
SURGE PROTECTION	4KV
IP PROTECTION RATING	IP65
DRIVER	CE
WEIGHT	3.2 Kg



Lighting distribution curve



C0/180, 71.6deg

Dimension of Product



BEAM ANGLE 60°	BEAM ANGLE 90°	BEAM ANGLE 120°	WARRANTY 2Y
LED LAMP IP65	SMD	SPD 4KV	LENS

LED Light source



Driver




LED HIGHBAY 150W JOHN

APPLICATION / DESCRIPTION

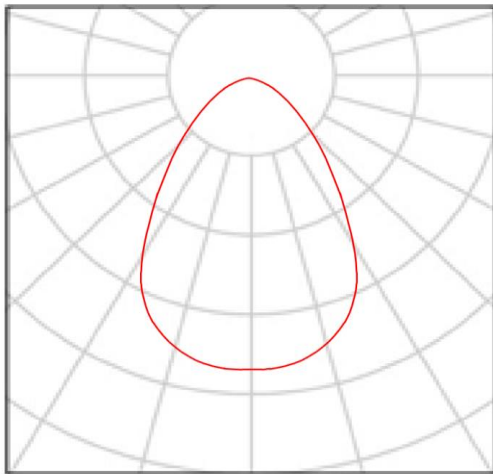
NEW DESIGN OR REPLACE OLD LAMP TO SAVING ENERGY AND LONG DURATION TIME

Specification

MODEL	XZ-HB
BODY MATERIAL	ALUMINUM DIE CAST
INPUT VOLTAGE	85-305 VAC 50Hz
LED CHIP	SMD BRIDGELUX
POWER	150W
LUMINOUS FLUX	19500 LUMEN
EFFICACY	130 Lm/W
COLOR RENDERING INDEX	70 Ra
LED COLOR TEMPERATURE	3000K-6500K
THDi	15%
POWER FACTOR	>0.95
WORKING TEMPERATURE	-20 to 45°C
LIGHTING SOURCE LIFE	50000 Hrs.
SURGE PROTECTION	4KV
IP PROTECTION RATING	IP65
DRIVER	CE
WEIGHT	4 Kg



Lighting distribution curve



C0/180, 71.6deg

Dimension of Product



BEAM ANGLE 60°	BEAM ANGLE 90°	BEAM ANGLE 120°	WARRANTY 2Y
LED LAMP IP65	SMD	SPD 6KV	LENS

LED Light source



Driver



APPLICATION / DESCRIPTION

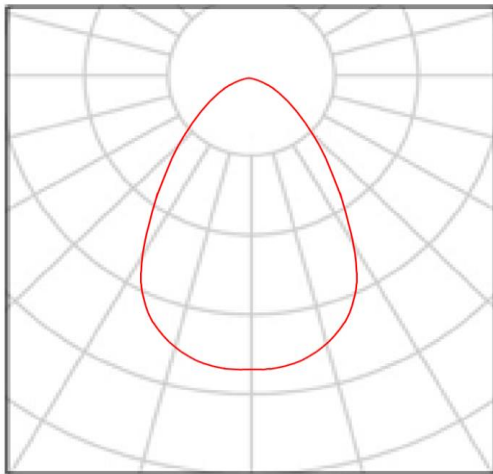
NEW DESIGN OR REPLACE OLD LAMP TO SAVING ENERGY AND LONG DURATION TIME

Specification

MODEL	XZ-HB
BODY MATERIAL	ALUMINUM DIE CAST
INPUT VOLTAGE	85-305 VAC 50Hz
LED CHIP	SMD BRIDGELUX
POWER	200W
LUMINOUS FLUX	26000 LUMEN
EFFICACY	130 Lm/W
COLOR RENDERING INDEX	70 Ra
LED COLOR TEMPERATURE	3000K-6500K
THDi	15%
POWER FACTOR	>0.95
WORKING TEMPERATURE	-20 to 45°C
LIGHTING SOURCE LIFE	50000 Hrs.
SURGE PROTECTION	4KV
IP PROTECTION RATING	IP65
DRIVER	CE
WEIGHT	5 Kg



Lighting distribution curve



C0/180, 71.6deg

Dimension of Product



BEAM ANGLE 60°	BEAM ANGLE 90°	BEAM ANGLE 120°	WARRANTY 2Y
LED LAMP IP65	SMD	SPD 4KV	LENS

LED Light source



Driver

