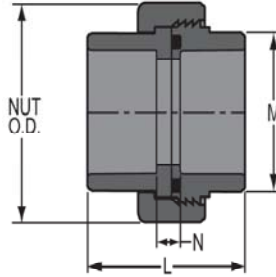


Schedule 80 PVC Technical
Schedule 80 Unions



Union 2000 - Socket/FKM

Socket x Socket with FKM O-ring Seal
 Dimensions Also Applicable to
 8097-XXX EPDM O-Ring Seals

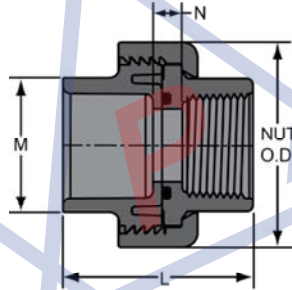


Pressure Rating
 1/4" - 4" 235 psi @ 73°F
 6" 150 PSI @ 73°F

Part Number	Size	L	M	N	NUT O.D.	Approx. Wt. (Lbs.)
857-002	1/4	1-15/16	29/32	11/16	1-21/32	.09
857-003	3/8	2- 5/32	1-1/6	5/8	1-25/32	.11
8057-005	1/2	2- 3/32	1- 3/16	5/16	1-15/16	.12
8057-007	3/4	2- 3/8	1-3/8	3/8	2-3/8	.19
8057-010	1	2-11/16	1-23/32	13/32	2-21/32	.26
8057-012	1-1/4	2-15/16	2- 3/32	1-3/32	3- 3/32	.39
8057-015	1-1/2	3- 1/4	2-11/32	1/2	3-19/32	.52
8057-020	2	3-17/32	2-9/16	17/32	4-5/16	.86
8057-025	2-1/2	4- 7/32	3- 1/2	11/16	6-3/16	2.16
8057-030	3	4-5/16	4-5/32	17/32	6-3/16	2.18
8057-040	4	5-3/16	5- 1/4	21/32	7- 3/4	3.86
8057-060	6	6-29/32	7-21/32	27/32	11- 5/8	11.46

Union 2000 - Socket/Fipt/FKM

Socket x Fipt with FKM O-ring Seal
 Dimensions Also Applicable to
 8099-XXX EPDM O-Ring Seals



Pressure Rating
 1/4" - 4" 235 psi @ 73°F
 6" 150 PSI @ 73°F

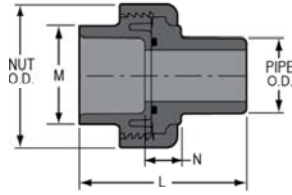
Part Number	Size	L	M	N	NUT O.D.	Approx. Wt. (Lbs.)
859-002	1/4	1-15/16	15/16	3/4	1-21/32	.09
859-003	3/8	2- 5/32	1-1/16	13/16	1-25/32	.11
8059-005	1/2	1-7/8	1-3/16	5/16	1-15/16	.12
8059-007	3/4	2-1/16	1-3/8	3/8	2-3/8	.18
8059-010	1	2-7/16	1-11/16	1/2	2-21/32	.26
8059-012	1-1/4	2-5/8	2-1/16	1/2	3-3/16	.38
8059-015	1-1/2	2-13/16	2-11/32	17/32	3-19/32	.51
8059-020	2	3	2- 7/8	9/16	4-5/16	.84
8059-025	2-1/2	3-15/32	3- 1/2	13/32	6- 3/16	2.18
8059-030	3	3-13/16	4-5/32	5/8	6-3/16	2.18
8059-040	4	4- 3/8	5- 1/4	11/16	7- 3/4	3.74
8059-060	6	6-27/32	7-21/32	1-17/32	11- 5/8	11.43



**Schedule 80 PVC Technical
Schedule 80 Unions**

**Union 2000 -
Socket/Spigot/FKM**

Socket x Spigot with FKM O-ring Seal
Dimensions Also Applicable to
8096-XXX EPDM O-Ring Seals

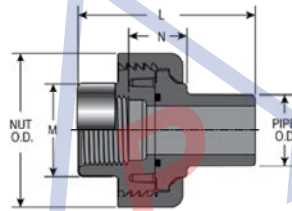


Pressure Rating
1/2" - 4" 235 psi @ 73°F
6" 150 PSI @ 73°F

Part Number	Size	L	M	N	NUT O.D.	Approx. Wt. (Lbs.)
8056-005	1/2	2-11/32	1- 3/16	9/16	1-15/16	.12
8056-007	3/4	2- 5/8	1- 3/8	19/32	2-3/8	.20
8056-010	1	2-15/16	1-23/32	11/16	2-21/32	.27
8056-012	1-1/4	3- 7/32	2- 3/32	11/16	3- 3/16	.40
8056-015	1-1/2	3- 1/2	2-11/32	23/32	3-19/32	.53
8056-020	2	3-25/32	2- 7/8	3/4	4- 5/16	.87
8056-025	2-1/2	4-21/32	3-1/2	1-1/8	6-3/16	2.22
8056-030	3	4-3/4	4- 5/32	31/32	6-3/16	2.24
8056-040	4	5- 5/8	5- 1/4	1- 1/8	7-23/32	3.96
8056-060	6	7-5/8	7- 9/16	1- 1/2	11-5/8	11.46

**Union 2000 - Special
Reinforced Fipt/Spigot/FKM**

SR Fipt x Spigot with FKM O-ring Seal
Dimensions Also Applicable to
8095-XXXSR EPDM O-Ring Seals



Pressure Rating
1/2" - 4" 235 psi @ 73°F
6" 150 PSI @ 73°F

Part Number	Size	L	M	N	NUT O.D.	Approx. Wt. (Lbs.)
8055-005SR	1/2	2-13/32	1-7/32	25/32	1-15/16	.14
8055-007SR	3/4	2-21/32	1-3/8	29/32	2-3/8	.21
8055-010SR	1	3-1/16	1-23/32	1-1/16	2-21/32	.30
8055-012SR	1-1/4	3-5/16	2-3/32	1-1/16	3-3/16	.44
8055-015SR	1-1/2	3-15/32	2-7/16	1-3/32	3-19/32	.59
8055-020SR	2	3-31/32	3-1/32	1-15/32	4-5/16	.96
8055-025SR	2-1/2	4-29/32	3-19/32	1-27/32	6-3/16	2.38
8055-030SR	3	5-1/8	4-9/32	1-27/32	6-3/16	2.49
8055-040SR	4	6	5-1/4	27/32	7-3/4	4.16
8055-060SR	6	7-19/32	7-19/32	2-7/8	11-5/8	12.39

Suitable for Oil-Free air handling to 25 psi, not for distribution of compressed air or gas
See Spears® Product Sourcebook for product offerings

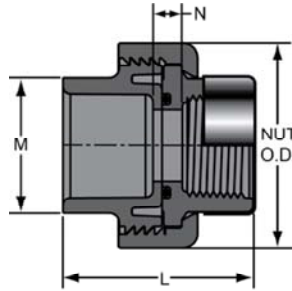
Spears® Manufacturing Company

Schedule 80 PVC Technical
Schedule 80 Unions



Union 2000 - Socket/Special Reinforced Fipt/FKM

Socket x SR Fipt w/FKM O-ring Seal - Stainless Steel Collar
 Dimensions Also Applicable to
 8099-XXXSR EPDM O-Ring Seals

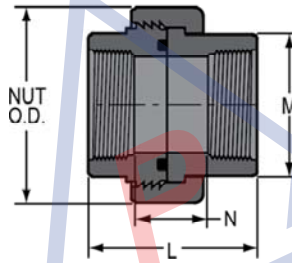


Pressure Rating
 1/2" - 4" 235 psi @ 73°F
 6" 150 PSI @ 73°F

Part Number	Size	L	M	N	NUT O.D.	Approx. Wt. (Lbs.)
8059-005SR	1/2	1-29/32	1- 3/16	9/32	1-15/16	.12
8059-007SR	3/4	2-3/32	1-3/8	11/32	2-3/8	.20
8059-010SR	1	2-15/32	1-23/32	13/32	2-21/32	.27
8059-012SR	1-1/4	2-21/32	2- 3/32	7/16	3-7/32	.40
8059-015SR	1-1/2	2-27/32	2-11/32	1/2	3-19/32	.54
8059-020SR	2	3-1/32	2- 7/8	1/2	4-5/16	.88
8059-025SR	2-1/2	3-27/32	3-1/2	3/4	6- 3/16	2.21
8059-030SR	3	3-13/16	4-5/32	1/2	6-3/16	2.24
8059-040SR	4	4-11/32	5- 1/4	5/8	7- 3/4	3.79
8059-060SR	6	6-1/4	7-21/32	1-17/32	11-9/16	11.12

Union 2000 - Fipt/FKM

Fipt x Fipt with FKM O-ring Seal
 Dimensions Also Applicable to
 8098-XXX EPDM O-Ring Seals



Pressure Rating
 1/4" - 4" 235 psi @ 73°F
 6" 150 PSI @ 73°F

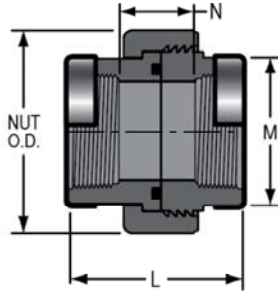
Part Number	Size	L	M	N	NUT O.D.	Approx. Wt. (Lbs.)
8058-005	1/2	1-15/16	1- 3/16	19/32	1-15/16	.12
8058-007	3/4	2- 1/16	1- 3/8	9/16	2- 9/32	.18
8058-010	1	2-17/32	1-11/16	25/32	2- 9/16	.28
8058-012	1-1/4	2-21/32	2- 1/32	3/4	3- 1/8	.40
8058-015	1-1/2	2-25/32	2- 3/8	29/32	3- 1/2	.54
8058-020	2	3- 1/8	3	1- 3/16	4- 7/32	.90
8058-025	2-1/2	4- 1/32	3- 9/16	1-15/32	6- 5/32	2.28
8058-030	3	4- 5/32	4- 9/32	1-13/32	6- 5/32	2.37
8058-040	4	4-21/32	5- 1/4	1-21/32	7- 3/4	3.92
8058-060	6	6- 1/8	7-21/32	2-13/16	11-19/32	12.22



Schedule 80 PVC Technical
Schedule 80 Unions

Union 2000 - Special Reinforced Fipt/FKM

SR Fipt x SR Fipt w/FKM O-ring Seal - Stainless Steel Collar
 Dimensions Also Applicable to
 8098-XXXSR EPDM O-Ring Seals

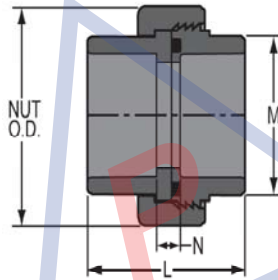


Pressure Rating
 1/2" - 4" 235 psi @ 73°F
 6" 150 PSI @ 73°F

Part Number	Size	L	M	N	NUT O.D.	Approx. Wt. (Lbs.)
8058-005SR	1/2	2	1-7/32	9/16	1-15/16	.14
8058-007SR	3/4	2- 5/32	1- 3/8	23/32	2-3/8	.21
8058-010SR	1	2-19/32	1-23/32	29/32	2-21/32	.31
8058-012SR	1-1/4	2-3/4	2-3/32	29/32	3-3/16	.44
8058-015SR	1-1/2	2-27/32	2-7/16	1-1/32	3-19/32	.60
8058-020SR	2	3-3/16	3- 1/32	1-9/32	4-5/16	.97
8058-025SR	2-1/2	4- 3/32	3-19/32	1-9/16	6-3/16	2.37
8058-030SR	3	4-7/32	4- 9/32	1-1/2	6-3/16	2.49
8058-040SR	4	4-3/4	5- 1/4	1-13/16	7-3/4	4.00
8058-060SR	6	6-1/4	7-19/32	2-31/32	11- 5/8	12.05

Union (Old Style) - Socket/FKM

Socket x Socket with FKM O-ring Seal
 Dimensions Also Applicable to
 897-XXX EPDM O-Ring Seals



Pressure Rating
 235 psi @ 73°F

Part Number	Size	L	M	N	NUT O.D.	Approx. Wt. (Lbs.)
857-005	1/2	2-1/16	1- 9/32	5/16	1-31/32	.15
857-007	3/4	2-13/32	1-17/32	11/32	2- 1/2	.26
857-010	1	2- 9/16	1-7/8	5/16	2- 7/8	.37
857-012	1-1/4	2- 7/8	2- 7/32	11/32	3- 5/16	.50
857-015	1-1/2	3-5/32	2- 9/16	15/32	3-17/32	.62
857-020	2	3- 5/8	3-1/16	9/16	4- 3/16	.98
857-025	2-1/2	4- 3/8	3- 5/8	7/8	4- 7/8	1.50
857-030	3	5	4- 3/8	1-7/32	5- 3/4	2.35
857-040	4	5-27/32	5-13/32	1-11/32	7-1/8	3.77

Suitable for Oil-Free air handling to 25 psi, not for distribution of compressed air or gas
 See Spears® Product Sourcebook for product offerings

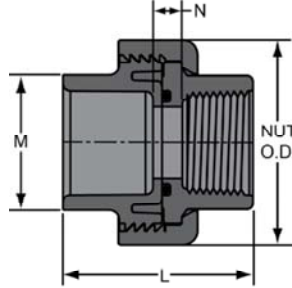
Spears® Manufacturing Company

Schedule 80 PVC Technical
Schedule 80 Unions



Union (Old Style) - Socket/Fipt/FKM

Socket x Fipt with FKM O-ring Seal
 Dimensions Also Applicable to
 899-XXX EPDM O-Ring Seals

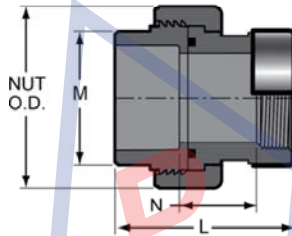


Pressure Rating
 235 psi @ 73°F

Part Number	Size	L	M	N	NUT O.D.	Approx. Wt. (Lbs.)
859-005	1/2	2-1/16	1-5/16	7/16	1-31/32	.15
859-007	3/4	2-13/32	1-17/32	19/32	2- 1/2	.27
859-010	1	2- 9/16	1-7/8	7/16	2- 7/8	.38
859-012	1-1/4	2- 7/8	2-1/4	19/32	3- 5/16	.52
859-015	1-1/2	3-3/16	2-9/16	27/32	3- 9/16	.64
859-020	2	3- 5/8	3-1/16	1-1/8	4- 3/16	1.02
859-025	2-1/2	4-13/32	3- 5/8	1-13/32	4- 7/8	1.58
859-030	3	5-1/32	4- 3/8	1-19/32	5- 3/4	2.46
859-040	4	5- 7/8	5-13/32	1- 7/8	7-1/8	3.91

Union (Old Style) - Special Reinforced Fipt/FKM

Socket x SR Fipt w/FKM O-ring Seal - Stainless Steel Collar
 Dimensions Also Applicable to
 899-XXXSR EPDM O-Ring Seals



Pressure Rating
 235 psi @ 73°F

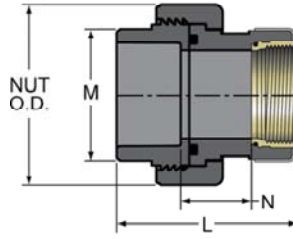
Part Number	Size	L	M	N	NUT O.D.	Approx. Wt. (Lbs.)
859-002SR	1/4	2-1/8	15/16	7/8	1-21/32	.12
859-003SR	3/8	2-5/16	1-1/16	1-5/16	1-25/32	.13
859-005SR	1/2	2- 9/32	1- 9/32	21/32	1-31/32	.16
859-007SR	3/4	2-19/32	1-17/32	25/32	2- 1/2	.28
859-010SR	1	2-15/16	1-29/32	29/32	2- 7/8	.40
859-012SR	1-1/4	3-7/32	2- 7/32	31/32	3- 5/16	.55
859-015SR	1-1/2	3-7/16	2- 9/16	1-3/32	3- 9/16	.68
859-020SR	2	4- 3/32	3-1/16	1-19/32	4- 3/16	1.12
859-030SR	3	5- 1/4	4-13/32	2	5- 3/4	2.55
859-040SR	4	5-15/16	5-13/32	2-7/32	7-1/8	3.96



Schedule 80 PVC Technical
Schedule 80 Unions

Union - Socket/Brass Fipt/FKM

Socket x Fipt with Brass Thread Insert & FKM O-ring Seal
 Dimensions Also Applicable to
 899-XXXBR EPDM O-Ring Seals



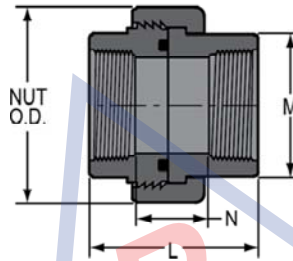
Pressure Rating
 235 psi @ 73°F

Part Number	Size	L	M	N	NUT O.D.	Approx. Wt. (Lbs.)
859-005BR	1/2	2-1/4	1-9/32	25/32	1-15/16	.21
859-007BR	3/4	2-11/16	1-17/32	1	2- 1/2	.35
859-010BR	1	2-13/16	1- 7/8	1- 1/32	2- 7/8	.50
859-012BR	1-1/4	3-5/16	2-1/4	1-5/16	3- 5/16	.73
859-015BR	1-1/2	3-9/16	2- 9/16	1-13/32	3-17/32	.91
859-020BR	2	3-19/32	2- 7/8	1-5/16	4- 5/16	1.59

Not intended to convey or dispense water for human consumption through drinking or cooking

Union (Old Style) - Fipt/FKM

Fipt x Fipt with FKM O-ring Seal
 Dimensions Also Applicable to
 898-XXX EPDM O-Ring Seals



Pressure Rating
 235 psi @ 73°F

Part Number	Size	L	M	N	NUT O.D.	Approx. Wt. (Lbs.)
858-002	1/4	1-15/16	15/16	3/4	1-5/8	.09
858-003	3/8	2-1/8	1- 1/32	31/32	1-25/32	.12
858-005	1/2	2-1/16	1- 9/32	19/32	1-31/32	.16
858-007	3/4	2- 3/8	1-17/32	13/16	2- 1/2	.28
858-010	1	2- 9/16	1-27/32	19/32	2- 7/8	.39
858-012	1-1/4	2- 7/8	2- 7/32	7/8	3- 5/16	.56
858-015	1-1/2	3-3/16	2-1/2	1-7/32	3-17/32	.66
858-020	2	3-19/32	3	1-19/32	4- 3/16	1.07
858-025	2-1/2	4- 3/8	3- 5/8	1-25/32	4- 7/8	1.66
858-030	3	5	4- 3/8	1-13/16	5- 3/4	2.55
858-040	4	5- 7/8	5-3/8	2-5/8	7-1/8	4.07

Suitable for Oil-Free air handling to 25 psi, not for distribution of compressed air or gas
 See Spears® Product Sourcebook for product offerings

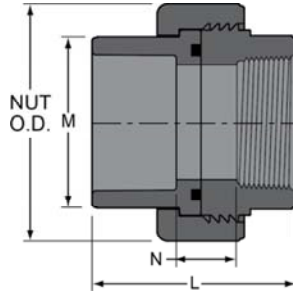
Spears® Manufacturing Company

Schedule 80 PVC Technical
Schedule 80 Unions



Union - Transition
JIS to ASTM/FKM

JIS (mm) Socket x ASTM (in.) Fipt with FKM O-ring Seal
 Dimensions Also Applicable to
 8298-XXX EPDM O-Ring Seals

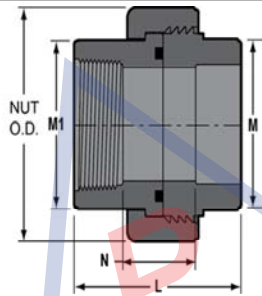


Pressure Rating
 235 psi @ 73°F
 (PN 16 @ 22°C)

Part Number	Size	L	M	N	NUT O.D.	Approx. Wt. (Lbs.)
8258-016	16 DN X 1/2	2- 3/32	1- 9/32	19/32	1-31/32	.12
8258-020	20 DN X 3/4	2- 3/8	1-17/32	3/4	2- 1/2	.20
8258-025	25 DN X 1	2-25/32	1-23/32	13/16	2-21/32	.29
8258-030	30 DN X 1-1/4	2- 7/8	2- 7/32	7/8	3- 5/16	.43
8258-040	40 DN X 1-1/2	3- 1/8	2-17/32	25/32	3-17/32	.55
8258-050	50 DN X 2	3-11/16	2- 7/8	1- 7/32	4- 9/32	.92
8258-075	75 DN X 3	5- 1/16	4- 3/8	1-13/16	5- 3/4	2.42
8258-100	100 DN X 4	5- 7/8	5- 7/16	2- 3/8	7- 1/16	3.95

Union - Transition
BSP to ASTM/FKM

BSP Thread (in.) x ASTM (in.) Socket with FKM O-ring Seal
 Dimensions Also Applicable to
 8399-XXX EPDM O-Ring Seals

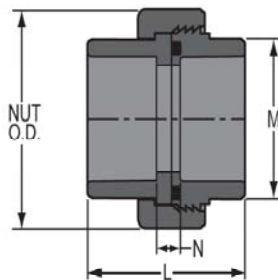


Pressure Rating
 235 psi @ 73°F
 (PN 16 @ 22°C)

Part Number	Size	L	M	M1	N	NUT O.D.	Approx. Wt. (Lbs.)
8359-005	1/2	1-29/32	1- 3/16	1-3/16	3/8	1-15/16	.12
8359-007	3/4	2-1/16	1-3/8	1-3/8	3/8	2-3/8	.18
8359-010	1	2-7/16	1-11/16	1-11/16	15/32	2-21/32	.26
8359-012	1-1/4	2- 5/8	2-1/16	2-1/16	15/32	3- 3/16	.37
8359-015	1-1/2	2-7/8	2-13/16	2-13/16	19/32	3-19/32	.51
8359-020	2	3	3	2-7/8	1/2	4- 5/16	.84
8359-030	3	5	4- 3/8	4-3/8	1-5/8	5-25/32	2.42
8359-040	4	5- 7/8	5-11/32	5-13/32	1-15/16	7-1/8	3.84

Union - Transition
DIN to ASTM/FKM

DIN (mm) Socket x ASTM (in.) Socket with FKM O-ring Seal
 Dimensions Also Applicable to
 8697-XXX EPDM O-Ring Seals



Pressure Rating
 235 psi @ 73°F
 (PN 16 @ 22°C)

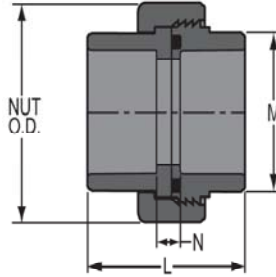
Part Number	Size	L	M	N	NUT O.D.	Approx. Wt. (Lbs.)
8657-020	20 d X 1/2	2- 1/16	1-3/16	5/16	1-15/16	.12
8657-025	25 d X 3/4	2-3/8	1-3/8	11/32	2-3/8	.20



Schedule 80 PVC Technical
Schedule 80 Unions

**Union - Transition
 DIN to ASTM/FKM**

DIN (mm) Socket x ASTM (in.) Socket with FKM O-ring Seal
 Dimensions Also Applicable to
 8697-XXX EPDM O-Ring Seals



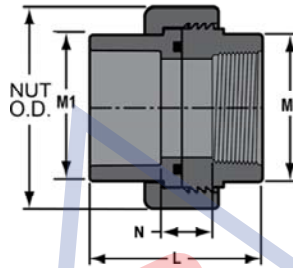
(Continued)

Pressure Rating
 235 psi @ 73°F
 (PN 16 @ 22°C)

Part Number	Size	L	M	N	NUT O.D.	Approx. Wt. (Lbs.)
8657-032	32 d X1	2-21/32	1-11/16	13/32	2-21/32	.27
8657-040	40 d X 1-1/4	2-15/16	2-1/16	13/32	3-3/16	.40
8657-050	50 d X 1-1/2	3-9/32	2-11/32	1/2	3-19/32	.51
8657-063	63 d X 2	3-9/16	2-7/8	9/16	4-5/16	.83
8657-090	90 d X 3	5-1/32	4- 3/8	1-1/4	5-25/32	2.30
8657-110	110 d X 4	5- 7/8	5-13/32	1-11/32	7-1/8	3.90

**Union - Transition
 DIN to ASTM/FKM**

DIN (mm) Socket x ASTM (in.) Fipt with FKM O-ring Seal
 Dimensions Also Applicable to
 8698-XXX EPDM O-Ring Seals

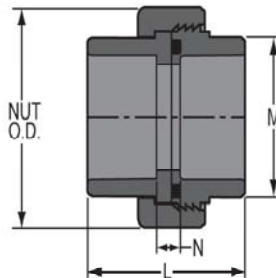


Pressure Rating
 235 psi @ 73°F
 (PN 16 @ 22°C)

Part Number	Size	L	M	M1	N	NUT O.D.	Approx. Wt. (Lbs.)
8658-020	20 d X 1/2	2-5/32	1-3/16	1-3/16	17/32	1-15/16	.13
8658-025	25 d X 3/4	2- 3/8	1-3/8	2-3/8	5/8	2-3/8	.20
8658-032	32 d X1	2-25/32	1-23/32	1-11/16	13/16	2-21/32	.28
8658-040	40 d X 1-1/4	3	2-3/32	2-1/16	13/16	3-3/16	.42
8658-050	50 d X 1-1/2	3-1/16	2-11/32	2-13/32	3/4	3-19/32	.54
8658-063	63 d X 2	3-11/16	2-7/8	3	1-3/16	4-15/16	.89
8658-090	90 d X 3	5	4- 3/8	4-13/32	1-7/16	5- 3/4	2.39
8658-110	110 d X 4	5- 7/8	5-3/8	5-13/32	2-3/16	7-1/8	4.06

**Union -Transition
 JIS to ASTM/FKM**

JIS (mm) Socket x ASTM (in.) Socket with FKM O-ring Seal
 Dimensions Also Applicable to
 8297-XXX EPDM O-Ring Seals



Pressure Rating
 235 psi @ 73°F
 (PN 16 @ 22°C)

Part Number	Size	L	M	N	NUT O.D.	Approx. Wt. (Lbs.)
8257-016	16 DN X 1/2	2-3/32	1-3/16	5/16	1-15/16	.12
8257-020	20 DN X 3/4	2- 3/8	1-3/8	11/32	2-3/8	.19
8257-025	25 DN X1	2-5/8	1-23/32	3/8	2-21/32	.27
8257-030	30 DN X 1-1/4	2-15/16	2- 3/32	13/32	3- 3/16	.41

Suitable for Oil-Free air handling to 25 psi, not for distribution of compressed air or gas
 See Spears® Product Sourcebook for product offerings

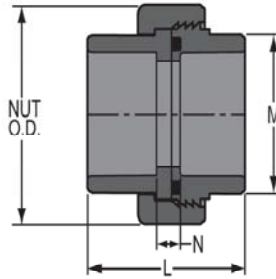
Spears® Manufacturing Company

Schedule 80 PVC Technical
Schedule 80 Unions



**Union -Transition
 JIS to ASTM/FKM**

JIS (mm) Socket x ASTM (in.) Socket with FKM O-ring Seal
 Dimensions Also Applicable to
 8297-XXX EPDM O-Ring Seals



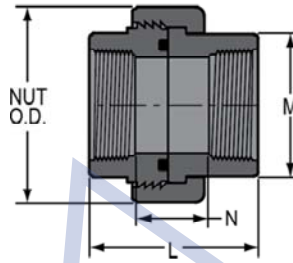
(Continued)

Pressure Rating
 235 psi @ 73°F
 (PN 16 @ 22°C)

Part Number	Size	L	M	N	NUT O.D.	Approx. Wt. (Lbs.)
8257-040	40 DN X 1-1/2	3-9/32	2-11/32	1/2	3-19/32	.52
8257-050	50 DN X 2	3-17/32	2- 7/8	1/2	4- 5/16	.86
8257-075	75 DN X 3	5-1/32	4-13/32	1-7/32	5- 3/4	2.33
8257-100	100 DN X 4	5- 7/8	5-13/32	1-11/32	7- 1/8	3.79

**Union - Transition
 BSP to ASTM/FKM**

BSP Thread (in.) x ASTM (in.) Fipt with FKM O-ring Seal
 Dimensions Also Applicable to
 8398-XXX EPDM O-Ring Seals



Pressure Rating
 235 psi @ 73°F
 (PN 16 @ 22°C)

Part Number	Size	L	M	M1	N	NUT O.D.	Approx. Wt. (Lbs.)
8358-005	1/2	1-15/16	1-3/16	1-3/16	9/16	1-15/16	.12
8358-007	3/4	2-3/32	1-3/8	1-3/8	19/32	2-3/8	.18
8358-010	1	2- 9/16	1-11/16		15/16	2-21/32	.27
8358-012	1-1/4	2-23/32	2- 1/32		27/32	3- 3/16	.39
8358-015	1-1/2	2-13/16	2-13/32	2-13/32	15/16	3-19/32	.54
8358-020	2	3-3/16	3	3	1-5/16	4-5/16	.90
8358-030	3	5	4-11/32	4-1/8	1-7/8	5-3/4	2.51
8358-040	4	5- 7/8	5-3/8	5-13/32	2-3/4	7-1/8	4.00