



Schedule 80 PVC Technical Schedule 80 Product Overview

The information contained in this publication is based on current information and product design at the time of publication and is subject to change without notification. Our ongoing commitment to product improvement may result in some variation. No representations, guarantees or warranties of any kind are made as to its accuracy, suitability for particular applications or results to be obtained therefrom. For verification of technical data or additional information not contained herein, please contact Spears® Technical Services Department [West Coast: (818) 364-1611 - East Coast: (678) 985-1263].

General Information

Recommendations For Installers And Users

Plastic piping systems should be **ENGINEERED, INSTALLED** and **OPERATED** in accordance with **ESTABLISHED DESIGN AND ENGINEERING STANDARDS AND PROCEDURES** for plastic piping systems. Suitability for the intended service application should be determined by the installer and/or user prior to installation of a plastic piping system. **PRIOR TO ASSEMBLY, all piping system components should be inspected for damage or irregularities. Mating components should be checked to assure that tolerances and engagements are compatible. Do not use any components that appear irregular or do not fit properly. Contact the appropriate manufacturer of the component product in question to determine usability. Consult all applicable codes and regulations for compliance prior to installation.**

Solvent Weld Connections - Use Spears® quality solvent cements and primers formulated for the intended service application, pipe size and type of joint. While the pipe and fitting materials may be compatible with the intended medium, the solvent cement may not be. Consult the manufacturers for suitability of use. Read and follow the cement and primer manufacturers' applications and cure time instructions thoroughly. Be sure to use the correct size applicator.

Threaded Connections - Use a quality grade thread sealant. **WARNING: SOME PIPE JOINT COMPOUNDS OR PTFE PASTES MAY CONTAIN SUBSTANCES THAT COULD CAUSE STRESS CRACKING TO PLASTIC.** Spears® Manufacturing company recommends the use of Spears® **BLUE 75™** Thread Sealant which has been tested for compatibility with Spears® products. Please follow the sealant manufacturers' application/installation instructions. Choice of an appropriate thread sealant other than those listed above is at the discretion of the installer. 1 to 2 turns beyond **FINGER TIGHT** is generally all that is required to make a sound plastic threaded connection. Unnecessary **OVERTIGHTENING** will cause **DAMAGE TO BOTH PIPE AND FITTING.**

Standards and Specifications

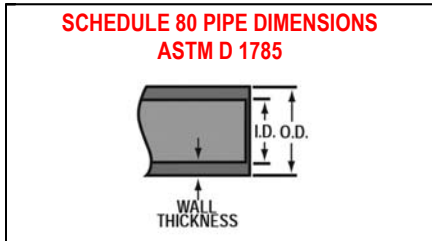
Molded Schedule 80 PVC products are manufactured to ASTM D 2467 for use with pipe manufactured to ASTM D 1785. Certain products carry reduced pressure handling capability and have maximum internal pressure ratings at 73°F noted.

Fabricated Schedule 80 PVC pressure fittings (part numbers ending with "F") are manufactured to Spears® specifications for use with pipe manufactured to ASTM D 1785. General Specifications for Standard Fabricated Fittings for additional information.

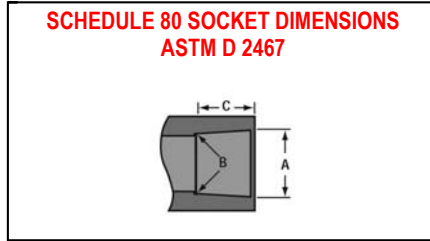
All specified Schedule 80 PVC products are manufactured from materials certified by NSF® for use in potable water service.

"Lead Free" low lead certification - unless otherwise specified, all Spears® Schedule 80 fittings specified here-in are certified by NSF International to NSF/ANSI 372 and conforms with the lead content requirements for "lead free" plumbing as defined by California, Vermont, Maryland, and Louisiana state laws and the U.S. Safe Drinking Water Act. Weighted average lead content $\leq 0.25\%$. Spears® PVC and CPVC Pipe, Fittings and Valves have always been lead-free and Certified by NSF International for use in potable water systems. Spears® offers a wide range of lead-free specialty fittings and transition adapters for plumbing applications. However, certain brass threaded adapter fittings for applications that are not intended to convey water for human consumption through drinking or cooking are still produced and available.

ASTM STANDARD DIMENSIONS



Nominal Pipe Size In.	Mean Outside Diameter In.	O. D. Tolerance In.	Minimum Wall Thickness In.
1/8	0.405	± 0.004	0.095
1/4	0.540	± 0.004	0.119
3/8	0.675	± 0.004	0.126
1/2	0.840	± 0.004	0.147
3/4	1.050	± 0.004	0.154
1	1.315	± 0.005	0.179
1-1/4	1.660	± 0.005	0.191
1-1/2	1.900	± 0.006	0.200
2	2.375	± 0.006	0.218
2-1/2	2.875	± 0.007	0.276
3	3.500	± 0.008	0.300
4	4.500	± 0.009	0.337
5	5.563	± 0.010	0.375
6	6.625	± 0.011	0.432
8	8.625	± 0.015	0.500
10	10.750	± 0.015	0.593
12	12.750	± 0.015	0.687



Nominal Size In.	Diameter			Socket Length Minimum C
	Entrance A	Bottom B	Tolerance A	
1/8	0.417	0.401	± 0.004	0.500
1/4	0.552	0.536	± 0.004	0.625
3/8	0.687	0.671	± 0.004	0.750
1/2	0.848	0.836	± 0.004	0.875
3/4	1.058	1.046	± 0.004	1.000
1	1.325	1.310	± 0.005	1.125
1-1/4	1.670	1.655	± 0.005	1.250
1-1/2	1.912	1.894	± 0.006	1.375
2	2.387	2.369	± 0.006	1.500
2-1/2	2.889	2.868	± 0.007	1.750
3	3.516	3.492	± 0.008	1.875
4	4.518	4.491	± 0.009	2.250
5	5.583	5.553	± 0.010	2.625
6	6.647	6.614	± 0.011	3.000
8	8.655	8.610	± 0.015	4.000
10	10.780	10.73	± 0.015	5.000
12	12.780	12.735	± 0.015	6.000
14	14.030	13.985	± 0.015	7.000



Nominal Size In.	Threads Per Inch	Effective Thread Length L	Pitch Of Thread P
1/8	27	0.2639	0.03704
1/4	18	0.4018	0.05556
3/8	18	0.4078	0.05556
1/2	14	0.5337	0.07143
3/4	14	0.5457	0.07143
1	11-1/2	0.6828	0.08696
1-1/4	11-1/2	0.7068	0.08696
1-1/2	11-1/2	0.7235	0.08696
2	11-1/2	0.7565	0.08696
2-1/2	8	1.1375	0.12500
3	8	1.2000	0.12500
4	8	1.3000	0.12500
5	8	1.4063	0.12500
6	8	1.5125	0.12500
8	8	1.7125	0.12500

STANDARD COMPARISONS

SPEARS® IPS-to-Metric transition unions are listed by nominal size. The chart below compares nominal and actual* pipe O.D. for each size according to the designated standard.

JIS K6741 (mm)		DIN 8062 (mm)		ASTM D1785 (in.)		NPT-ANSI B1.20.1** Tapered Thread		BSP-BS21, DIN 2999, ISO 7/1 Thread	
Nominal	Actual*	O.D.	Actual*	Nominal	Actual*	Designation	Threads/in.	Designation	Threads/25.4mm
16	22	15	20	1/2	.840	1/2	14	1/2	14
20	26	20	25	3/4	1.050	3/4	14	3/4	14
25	32	25	32	1	1.315	1	11.5	1	11
30	38	38	40	1-1/4	1.660	1-1/4	11.5	1-1/4	11
40	48	40	50	1-1/2	1.900	1-1/2	11.5	1-1/2	11
50	60	50	63	2	2.375	2	11.5	2	11
75	89	80	90	3	3.500	3	8	3	11
100	114	100	110	4	4.500	4	8	4	11

*Specified dimension, certain tolerances apply

**NPT and BSP have different thread angles and not compatible.



Schedule 80 PVC Technical Schedule 80 Fittings

Injection Molded Dimension References:

- G** = (LAYING LENGTH) Intersection of center lines to bottom of socket/thread; 90° elbows, tees, crosses; ± 1/32 inch.
- H** = Intersection of center lines to face of fitting; 90° elbows tees, crosses; ± 1/32 inch.
- J** = Intersection of center lines to bottom of socket/thread; 45° elbows; ± 1/32 inch

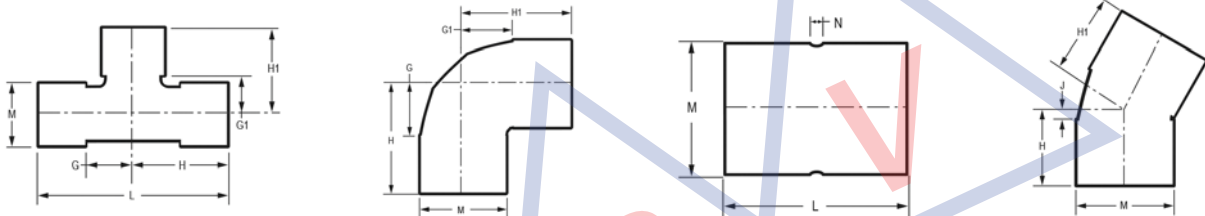
- L** = Overall length of fittings; ± 1/16 inch.
- M** = Outside diameter of socket/thread hub; ± 1/16 inch.
- N** = Socket bottom to socket bottom; couplings; ± 1/16 inch.
- W** = Height of cap; ± 1/16 inch.

Fabricated Dimension References:

- G** = (LAYING LENGTH) Intersection of center lines to bottom of socket/thread; 90° elbows, tees, crosses; ± 1/4 inch; 14" & larger ± 1/2 inch.
- H** = Intersection of center lines to face of fitting; 90° elbows ± 1/4 inch, 14" & larger ± 3/4 inch; wyes ± 1/2 inch; tees, crosses ± 1/4 inch; 14" larger ± 1/2 inch.
- J** = Intersection of center lines to bottom of socket/thread; 45° elbows; ± 1/4 inch; 14" & larger ± 1/2 inch.

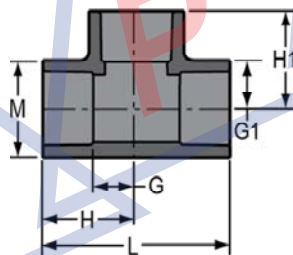
- L** = Overall length of fittings; ± 1/2 inch.; wyes ± 1 inch; 14" & larger ± 1 inch.
- M** = Outside diameter of socket/thread hub; ± 1/4 inch.
- N** = Socket bottom to socket bottom; couplings; ± 1/2 inch.
- W** = Height of cap; ± 1/4 inch.

Typical Fabricated Dimension References



Tee

Socket x Socket x Socket



Part Number	Size	G	G1	H	H1	L	M	Approx. Wt. (Lbs.)
801-002	1/4	11/32	11/32	31/32	31/32	1-31/32	27/32	.03
801-003	3/8	15/32	15/32	1- 1/4	1- 1/4	2- 1/2	31/32	.06
801-005	1/2	19/32	19/32	1-15/32	1-15/32	2-15/16	1- 3/16	.10
801-007	3/4	11/16	11/16	1-11/16	1-11/16	3- 3/8	1-13/32	.14
801-010	1	7/8	7/8	2	2	4	1-23/32	.27
801-012	1-1/4	1- 1/32	1- 1/32	2- 9/32	2- 9/32	4-9/16	2- 3/32	.39
801-015	1-1/2	1- 3/16	1- 3/16	2- 9/16	2- 9/16	5- 1/8	2- 3/8	.51
801-020	2	1-7/16	1-7/16	2-15/16	2-15/16	5-7/8	2- 7/8	.79
801-025	2-1/2	1- 3/4	1- 3/4	3- 1/2	3- 1/2	7-1/32	3-1/2	1.46
801-030	3	2- 1/16	2- 1/16	3-31/32	3-31/32	7-15/16	4- 5/32	2.14
801-040	4	2-15/32	2-15/32	4- 3/4	4- 3/4	9-15/32	5- 1/4	3.51
801-050	5	3- 5/32	3- 5/32	5-13/16	5-13/16	11-5/8	6-13/32	5.80
801-050F*	5	5- 1/2	5- 1/2	8- 1/2	8- 1/2	17	6- 5/16	13.25
801-060	6	3-25/32	3-25/32	6-25/32	6-25/32	13-19/32	7-9/16	9.51
801-080	8	4-7/8	4-7/8	8- 7/8	8- 7/8	17-23/32	9-23/32	21.23
801-080F*	8	7- 5/8	7- 5/8	11- 7/8	11- 7/8	23- 3/4	9-5/8	24.14

Suitable for Oil-Free air handling to 25 psi, not for distribution of compressed air or gas
See Spears® Product Sourcebook for product offerings

Spears® Manufacturing Company

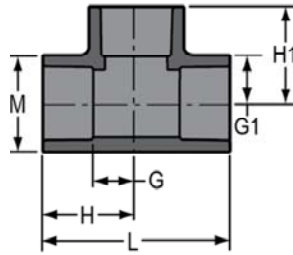
Schedule 80 PVC Technical
Schedule 80 Fittings



Tee

Socket x Socket x Socket

(Continued)

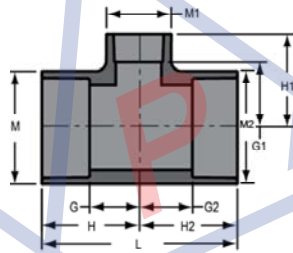


Part Number	Size	G	G1	H	H1	L	M	Approx. Wt. (Lbs.)
801-100	10	5-29/32	5-29/32	10-29/32	10-29/32	21-13/16	12-3/16	37.89
801-100F*	10	9	9	14- 1/4	14- 1/4	28- 1/2	11-15/16	41.15
801-120	12	6-31/32	6-31/32	12-31/32	12-31/32	25-11/16	14- 1/4	54.44
801-120F*	12	11- 1/4	11- 1/4	17- 1/2	17- 1/2	35	14- 1/8	70.98
801-140	14	7-1/16	7-1/16	14-1/16	14-1/16	28-1/8	15-5/8	63.60
801-140F*	14	12- 1/4	12- 1/4	19- 1/4	19- 1/4	38- 1/2	15- 1/2	90.74
801-160F*	16	13	13	21	21	42	17-11/16	120.59
801-180F*	18	13- 3/4	13- 3/4	22- 3/4	22- 3/4	45- 1/2	19- 7/8	170.14
801-200F*	20	16- 3/8	16- 3/8	26- 3/8	26- 3/8	52- 3/4	22- 1/16	253.11
801-240F*	24	20- 1/4	20- 1/4	32- 1/4	32- 1/4	64- 1/2	26- 7/16	441.60

* Fabricated

Tee - Reducing

Socket x Socket x Socket



Part Number	Size	G	G1	G2	H	H1	H2	L	M	M1	M2	Approx. Wt. (Lbs.)
801-101	3/4X1/2	19/32	11/16	19/32	1-19/32	1-9/16	1-19/32	3- 3/16	1-13/32	1- 3/16	1- 13/32	.14
801-130	1X1/2	19/32	7/8	19/32	1-23/32	1- 3/4	1-23/32	3- 7/16	1- 3/4	1- 3/16	1-3/4	.19
801-131	1X3/4	11/16	27/32	11/16	1-27/32	1-27/32	1-27/32	3-11/16	1- 3/4	1-13/32	1-3/4	.22
801-157	1-1/4X1X3/4	11/16	1- 1/32	11/16	1-15/16	2- 1/32	1-13/16	3-25/32	2-3/32	1-13/32	1-23/32	.30
801-158	1-1/4X1X1	7/8	27/32	25/32	2-1/8	1-31/32	1-29/32	4	2- 1/8	1- 3/4	1-3/4	.32
801-159	1-1/4X1X1-1/4	15/16	15/16	15/16	2-7/32	2-7/32	2-3/32	4- 5/16	2-3/32	2-3/32	1-23/32	.39
801-166 ¹	1-1/4X1/2	5/8	1-5/16	5/8	1-15/16	2-7/32	1-15/16	3-7/8	2-3/32	1-13/32	2-3/32	.30
801-167	1-1/4X3/4	5/8	31/32	5/8	1-15/16	1-31/32	1-15/16	3- 7/8	2-3/32	1-13/32	2-3/32	.27
801-168	1-1/4X1	27/32	1- 1/32	27/32	2- 3/32	2- 5/32	2- 3/32	4- 7/32	2- 3/32	1- 3/4	2-3/32	.34
801-202	1-1/2X1-1/4X1	27/32	1- 1/32	1	2-1/4	2-5/32	2-1/4	4-1/2	2- 11/32	1-23/32	2-1/16	.40
801-209	1-1/2X1/2	19/32	1-3/32	19/32	1-31/32	1-31/32	1-31/32	3-15/16	2- 3/8	1- 3/16	2-3/8	.33
801-210	1-1/2X3/4	11/16	1- 1/32	11/16	2- 1/16	2- 1/32	2-3/32	4-3/16	2-11/32	1-13/32	2-11/32	.36
801-211	1-1/2X1	27/32	1- 5/32	27/32	2-1/4	2- 5/16	2-1/4	4-1/2	2-11/32	1- 3/4	2-11/32	.41
801-212	1-1/2X1-1/4	1- 3/16	1-1/32	1- 3/16	2- 9/16	2-9/32	2- 9/16	5- 1/8	2-11/32	2-3/32	2-11/32	.51
801-247	2X1/2	9/16	1-13/32	9/16	2- 3/32	2- 9/32	2- 3/32	4- 3/16	2-27/32	1- 5/32	2-27/32	.43
801-248	2X3/4	11/16	1-13/32	11/16	2- 3/16	2-13/32	2- 3/16	4- 3/8	2-27/32	1- 3/8	2- 27/32	.51
801-249	2X1	27/32	1- 7/16	27/32	2-11/32	2- 9/16	2-11/32	4-23/32	2- 7/8	1- 3/4	2- 7/8	.57
801-250	2X1-1/4	1-1/32	1-11/32	1-1/32	2-9/16	2-19/32	2-9/16	5-3/32	2-7/8	2-3/32	2-7/8	.61
801-251	2X1-1/2	1-3/16	1-11/32	1-3/16	2-11/16	2-27/32	2-11/16	5- 3/8	2-7/8	2-3/8	2- 7/8	.77

Made in the U.S.A.

Suitable for Oil-Free air handling to 25 psi, not for distribution of compressed air or gas

See Spears® Product Sourcebook for product offerings

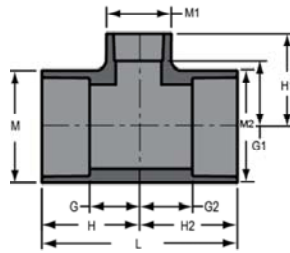


Schedule 80 PVC Technical
Schedule 80 Fittings

Tee - Reducing

Socket x Socket x Socket

(Continued)



Part Number	Size	G	G1	G2	H	H1	H2	L	M	M1	M2	Approx. Wt. (Lbs.)
801-254 ¹	2X2X4	3-21/32	2-15/32	3-21/32	5- 3/16	4-3/4	5- 3/16	10-11/32	5- 1/4	5- 1/4	5-1/4	5.75
801-287	2-1/2X1/2	19/32	1-19/32	19/32	2- 3/8	2-15/32	2- 3/8	4-23/32	3- 1/2	1- 3/16	3-1/2	.74
801-288	2-1/2X3/4	21/32	1- 1/2	21/32	2- 7/16	2-17/32	2- 7/16	4-27/32	3-15/32	1-13/32	3-15/32	.80
801-289	2-1/2X1	7/8	1-11/16	7/8	2- 5/8	2-13/16	2- 5/8	5- 1/4	3-1/2	1-23/32	3-1/2	.98
801-290	2-1/2X1-1/4	1- 1/32	1-23/32	1- 1/32	2-27/32	3	2-27/32	5- 11/16	3-1/2	2-3/32	3-1/2	1.11
801-291	2-1/2X1-1/2	1-3/16	1-3/4	1-3/16	2-15/16	3- 1/8	2-15/16	5-7/8	3-1/2	2-11/32	3-1/2	1.24
801-292	2-1/2X2	1-13/32	1- 5/8	1-13/32	3- 3/16	3- 1/8	3- 3/16	6-3/8	3-1/2	2- 7/8	3-1/2	1.31
801-333 ¹	3X1/2	27/32	2-7/16	27/32	2-3/4	3-11/32	2-3/4	5-1/2	4- 3/16	1-3/4	4- 3/16	1.29
801-334	3X3/4	11/16	2-1/16	11/16	2-19/32	3-3/32	2-19/32	5-3/16	4-3/16	1-13/32	4-3/16	1.11
801-335	3X1	27/32	1-31/32	27/32	2- 3/4	3- 1/8	2- 3/4	5-1/2	4-3/16	1-3/4	4-3/16	1.24
801-336 ¹	3X1-1/4	1-3/8	2-1/4	1-3/8	3- 5/16	3-27/32	3- 5/16	6- 5/8	4- 3/16	2- 7/8	4-3/16	1.84
801-337	3X1-1/2	1- 5/32	2- 1/16	1- 5/32	3- 1/16	3- 7/16	3- 1/16	6-1/8	4- 3/16	2- 3/8	4-3/16	1.44
801-338	3X2	1- 7/16	1-13/16	1- 7/16	3- 5/16	3- 5/16	3- 5/16	6- 5/8	4-3/16	2- 7/8	4-3/16	1.64
801-339	3X2-1/2	1- 3/4	1-15/16	1- 3/4	3- 5/8	3-11/16	3- 5/8	7- 1/4	4-3/16	3-1/2	4-3/16	1.91
801-415 ¹	4X1/2	7/8	3-1/32	7/8	3-1/8	3-15/16	3-1/8	6-1/4	5-1/4	1-3/4	5- 1/4	1.97
801-416 ¹	4X3/4	7/8	3-1/8	7/8	3-1/8	4-1/8	3-1/8	6-1/4	5-1/4	1-3/4	5-1/4	1.95
801-417	4X1	7/8	2-5/8	7/8	3-1/8	3-3/4	3-1/8	6-1/4	5-1/4	1-3/4	5-1/4	1.91
801-418 ¹	4X1-1/4	1- 1/8	2-7/8	1- 1/8	3-3/8	4-1/8	3-3/8	6-3/4	5- 1/4	2- 3/8	5- 1/4	2.09
801-419	4X1-1/2	1- 1/8	2- 9/16	1- 1/8	3- 3/8	3-15/16	3- 3/8	6- 3/4	5- 1/4	2- 3/8	5- 1/4	2.03
801-420	4X2	1- 7/16	2-7/16	1- 7/16	3-11/16	3-15/16	3-11/16	7- 3/8	5- 1/4	2- 7/8	5-1/4	2.32
801-421 ¹	4X2-1/2	2-1/8	2-29/32	2-1/8	4-3/8	5	4-3/8	8-3/4	5- 1/4	4-3/16	5- 1/4	3.38
801-422	4X3	2- 1/8	2-13/16	2- 1/8	4- 3/8	4-19/32	4- 3/8	8-3/4	5- 1/4	4- 3/16	5-1/4	3.01
801-482F ⁺	5X1-1/4	4	4-11/16	4	7	6- 3/16	7	14	6- 5/16	2- 1/16	6-5/16	5.28
801-484 ¹	5X1-1/2	3- 5/32	5-1/8	3- 5/32	5-13/16	6-1/2	5-13/16	11- 9/16	6-13/32	6-13/32	6- 13/32	8.13
801-484F ⁺	5X1-1/2	4- 1/8	5	4- 1/8	7- 1/8	6- 1/2	7- 1/8	14- 1/4	6- 5/16	2- 5/16	6- 5/16	5.82
801-486 ¹	5X2	3- 5/32	5-1/16	3- 5/32	5-13/16	6-9/16	5-13/16	11-19/32	6-13/32	6-13/32	6-13/32	8.23
801-486F ⁺	5X2	4- 5/16	4- 3/4	4- 5/16	7- 5/16	6- 1/2	7- 5/16	14- 5/8	6- 5/16	2-13/16	6-5/16	5.84
801-487 ¹	5X2-1/2	3- 5/32	4-23/32	3- 5/32	5-13/16	6-15/32	5-13/16	11-19/32	6-13/32	6-13/32	6- 13/32	8.12
801-487F ⁺	5X2-1/2	4	4- 15/16	4	7	6- 15/16	7	14	6- 5/16	3- 7/16	6- 5/16	5.57
801-488 ¹	5X3	3- 5/32	4- 5/8	3- 5/32	5-13/32	6- 1/2	5-13/32	11-19/32	6-13/32	6-13/32	6-13/16	7.92
801-488F ⁺	5X3	4- 7/8	5- 1/16	4- 7/8	7- 7/8	6- 7/8	7- 7/8	15- 3/4	6- 5/16	4- 1/8	6- 5/16	6.77
801-490 ¹	5X4	3- 5/32	3-29/32	3- 5/32	5-13/16	6- 5/32	5-13/16	11- 5/8	6-13/32	6-13/32	6- 13/32	7.11
801-523 ¹	6X1/2	27/32	4-1/8	27/32	3-7/8	5	3-7/8	7-3/4	7-9/16	1-3/4	7-9/16	4.40
801-524 ¹	6X3/4	7/8	3-31/32	7/8	3-7/8	5	3-7/8	7-3/4	7-9/16	1-23/32	7-9/16	4.38
801-525	6X1	7/8	3-23/32	7/8	3- 7/8	4-27/32	3- 7/8	7- 3/4	7- 9/16	1-23/32	7-9/16	4.35
801-525F ¹⁺	6X1	4-1/4	5-1/8	4-1/4	7-1/2	6-3/8	7-1/2	15	7-1/2	1-11/16	7-1/2	6.85
801-526 ¹	6X1-1/4	1- 7/16	4- 3/16	1- 7/16	4- 7/16	5-15/32	4- 7/16	8- 7/8	7-9/16	2- 7/8	7-9/16	5.40
801-527 ¹	6X1-1/2	1- 7/16	4- 3/32	1- 7/16	4- 7/16	5- 1/2	4- 7/16	8- 7/8	7-19/32	2- 7/8	7-19/32	5.35
801-527F ⁺	6X1-1/2	4-3/8	5-7/16	4-3/8	7-5/8	6-15/16	7-5/8	15-1/4	7-1/2	2-5/16	7-1/2	7.02
801-528	6X2	1- 7/16	3-3/4	1- 7/16	4- 7/16	5- 1/4	4- 7/16	8- 7/8	7-9/16	2- 7/8	7-9/16	5.20
801-529 ¹	6X2-1/2	2-1/16	4-3/16	2-1/16	5-5/32	5-15/16	5-5/32	10-3/16	7-9/16	4-3/16	7-9/16	6.63

Suitable for Oil-Free air handling to 25 psi, not for distribution of compressed air or gas
 See Spears® Product Sourcebook for product offerings

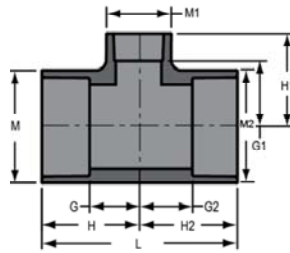
Spears® Manufacturing Company

Schedule 80 PVC Technical
Schedule 80 Fittings



Tee - Reducing
 Socket x Socket x Socket

(Continued)



Part Number	Size	G	G1	G2	H	H1	H2	L	M	M1	M2	Approx. Wt. (Lbs.)
801-530	6X3	2- 1/16	3- 3/4	2- 1/16	5- 3/32	5- 5/8	5- 3/32	10- 3/16	7-9/16	4-3/16	7-9/16	6.26
801-530F ⁺	6X3	4-3/4	5-3/4	4-3/4	8	8	8	16	7-1/2	4-1/8	7- 1/2	8.92
801-532	6X4	2-11/16	3-13/16	2-11/16	5-11/16	6-1/16	5-11/16	11-3/8	7-9/16	5- 1/4	7- 9/16	7.95
801-533F ⁺	6X5	5- 3/4	6- 1/2	5- 3/4	9	9- 1/2	9	18	7- 1/2	6- 5/16	7- 1/2	10.61
801-573 ¹	8X1/2	2-5/8	6-7/8	2-5/8	6-5/8	7-3/4	6-5/8	13-1/4	9-23/32	5-1/4	9-23/32	13.09
801-575 ¹	8X1	2-5/8	6-5/8	2-5/8	6-5/8	7-5/8	6-5/8	13-1/4	9-23/32	5-1/4	9-23/32	13.07
801-578 ¹	8X2	2-5/8	6	2-5/8	6-5/8	7-1/2	6-5/8	13-1/4	9-23/32	5-1/4	9-23/32	13.04
801-578F ⁺	8X2	4-11/16	6- 1/8	4-11/16	8-15/16	7- 7/8	8-15/16	17- 7/8	9- 5/8	2-13/16	9- 5/8	12.88
801-579F ⁺	8X2-1/2	4- 7/8	6-5/16	4- 7/8	9- 1/8	8- 5/16	9- 1/8	18- 1/4	9- 5/8	3- 7/16	9- 5/8	13.98
801-580 ¹	8X3	2-5/8	5-21/32	2-5/8	6-5/8	7-17/32	6-5/8	13-1/4	9-23/32	5-1/4	9-23/32	12.74
801-580F ⁺	8X3	5- 3/16	6-11/16	5- 3/16	9- 7/16	8-15/16	9- 7/16	18- 7/8	9- 5/8	4- 1/8	9-5/8	14.42
801-582	8X4	2- 5/8	4-7/8	2- 5/8	6- 5/8	7-1/8	6- 5/8	13- 1/4	9- 23/32	5-1/4	9-23/32	11.92
801-582F ⁺	8X4	5- 3/4	7-11/16	5- 3/4	10	9-15/16	10	20	9- 5/8	5- 3/16	9- 5/8	16.57
801-585	8X6	3-7/8	4-15/16	3-7/8	7-29/32	8	7-29/32	15-13/16	9-23/32	7- 9/16	9-23/32	15.75
801-620F ⁺	10X1-1/2	4-3/8	7-3/8	4-3/8	9-5/8	8-7/8	9-5/8	19-1/4	11-15/16	2-5/16	11-15/16	22.86
801-621F ⁺	10X2	4- 3/8	7- 1/8	4- 3/8	9- 5/8	8- 7/8	9- 5/8	19- 1/4	11-15/16	2-13/16	11-15/16	22.37
801-622F ⁺	10X2-1/2	5- 1/4	7- 5/16	5- 1/4	10- 1/2	9- 5/16	10- 1/2	21	11-15/16	3- 7/16	11-15/16	23.34
801-623 ¹	10X3	3-25/32	7-1/2	3-25/32	9-3/8	9- 3/8	9-3/8	18-3/4	12- 1/16	7- 9/16	12-1/16	26.94
801-623F ⁺	10X3	4- 7/8	7-11/16	4- 7/8	10- 1/8	9-15/16	10- 1/8	20- 1/4	11-15/16	4- 1/8	11-15/16	22.99
801-624 ¹	10X4	3-25/32	7-1/8	3-25/32	9- 3/8	9-3/8	9- 3/8	18- 3/4	12- 1/16	7- 9/16	12-1/16	26.87
801-624F ⁺	10X4	5- 3/8	8-11/16	5- 3/8	10- 5/8	10-15/16	10- 5/8	21- 1/4	11-15/16	5- 3/16	11-15/16	25.31
801-626	10X6	3- 25/32	5-13/16	3- 25/32	9- 3/8	8-7/8	9- 3/8	18-3/4	12- 1/16	7- 9/16	12- 1/16	24.00
801-626F ⁺	10X6	5- 7/8	9- 1/16	5- 7/8	11- 1/8	12- 5/16	11- 1/8	22- 1/4	11-15/16	7- 1/2	11- 15/16	28.42
801-628 ¹	10X8	5-27/32	7-7/32	5-27/32	10-29/32	11-7/32	10-29/32	21-13/16	12-1/8	12-1/8	12-1/8	48.59
801-628F ⁺	10X8	8- 1/4	9-15/16	8- 1/4	13- 1/2	14- 3/16	13- 1/2	27	11-15/16	9- 5/8	11- 15/16	35.90
801-661F ⁺	12X2	4- 3/4	8	4- 3/4	11	9- 3/4	11	22	14- 1/8	2-13/16	14- 1/8	35.17
801-662F ⁺	12X2-1/2	5- 7/16	8- 3/16	5- 7/16	11-11/16	10- 3/16	11-11/16	23- 3/8	14- 1/8	3- 7/16	14- 1/8	35.57
801-663F ⁺	12X3	5- 1/4	8- 9/16	5- 1/4	11- 1/2	10-13/16	11- 1/2	23	14- 1/8	4- 1/8	14- 1/8	37.02
801-664 ¹	12X4	4-7/8	9-3/4	4-7/8	11-15/32	11-5/8	11-15/32	22-29/32	14- 1/4	9-3/4	14- 1/4	46.92
801-664F ⁺	12X4	5- 3/4	9- 9/16	5- 3/4	12	11-13/16	12	24	14- 1/8	5- 3/16	14- 1/8	39.32
801-665F ⁺	12X5	7- 1/8	9- 5/16	7- 1/8	13- 3/8	12- 5/16	13- 3/8	26- 3/4	14- 1/8	6- 5/16	14- 1/8	43.27
801-666 ¹	12X6	4-7/8	8-1/2	4-7/8	11-15/32	11-1/2	11-15/32	22-29/32	14-9/32	9-23/32	14- 9/32	46.42
801-666F ⁺	12X6	7- 1/4	9-15/16	7- 1/4	13- 1/4	13- 3/16	13- 1/4	26- 1/2	14- 1/8	7- 1/2	14- 1/8	45.74
801-668	12X8	4-7/8	7-1/8	4-7/8	11-15/32	11-5/32	11-15/32	22-29/32	14- 1/4	9-3/4	14- 1/4	41.29
801-668F ⁺	12X8	8	10-13/16	8	14- 1/4	15- 1/16	14- 1/4	28- 1/2	14- 1/8	9- 5/8	14- 1/8	52.00
801-670F ⁺	12X10	10-1/4	10-13/16	10-1/4	16-1/2	16- 1/16	16-1/2	33	14- 1/8	11-15/16	14- 1/8	62.01
801-691F ⁺	14X2	5- 3/16	8- 9/16	5- 3/16	12- 3/16	10- 5/16	12- 3/16	24- 3/8	15- 1/2	2-13/16	15- 1/2	44.81
801-692F ⁺	14X2-1/2	5- 7/16	8- 3/4	5- 7/16	12- 7/16	10- 3/4	12- 7/16	24- 7/8	15- 1/2	3- 7/16	15- 1/2	44.33
801-693F ⁺	14X3	5- 3/4	9- 1/8	5- 3/4	12- 3/4	11- 3/8	12- 3/4	25- 1/2	15- 1/2	4- 1/8	15- 1/2	45.79
801-694F ⁺	14X4	6- 1/2	10- 1/8	6- 1/2	13- 1/2	12- 3/8	13- 1/2	27	15- 1/2	5- 3/16	15- 1/2	49.50

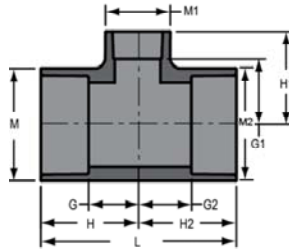


Schedule 80 PVC Technical
Schedule 80 Fittings

Tee - Reducing

Socket x Socket x Socket

(Continued)



Part Number	Size	G	G1	G2	H	H1	H2	L	M	M1	M2	Approx. Wt. (Lbs.)
801-696F*	14X6	8- 1/4	10- 1/2	8- 1/4	15- 1/4	13- 3/4	15- 1/4	30- 1/2	15- 1/2	7- 1/2	15- 1/2	56.33
801-698F*	14X8	9- 1/4	11- 3/8	9- 1/4	16- 1/4	15- 5/8	16- 1/4	32- 1/2	15- 1/2	9- 5/8	15- 1/2	63.19
801-700F*	14X10	10- 1/8	11- 3/8	10- 1/8	17- 1/8	16- 5/8	17- 1/8	34- 1/4	15- 1/2	11-15/16	15- 1/2	70.63
801-702	14X12	7-1/32	7-13/32	7-1/32	14-1/32	13-13/32	14-1/32	28-1/16	15-21/32	14-9/32	15- 21/32	61.20
801-702F*	14X12	11	11- 3/8	11	18	17- 5/8	18	36	15- 1/2	14- 1/8	15- 1/2	80.08
801-751F*	16X2	5- 7/8	9- 1/2	5- 7/8	13- 7/8	11- 1/4	13- 7/8	27- 3/4	17-11/16	2-13/16	17- 11/16	63.28
801-752F*	16X2-1/2	6	9-11/16	6	14	11-11/16	14	28	17-11/16	3- 7/16	17- 11/16	64.25
801-753F*	16X3	6- 5/16	10- 1/16	6- 5/16	14- 5/16	12- 5/16	14- 5/16	28- 5/8	17-11/16	4- 1/8	17- 11/16	64.31
801-754F*	16X4	6- 1/8	11- 1/16	6- 1/8	14- 1/8	13- 5/16	14- 1/8	28- 1/4	17-11/16	5- 3/16	17- 11/16	64.55
801-756F*	16X6	8- 5/8	11- 7/16	8- 5/8	16- 5/8	14-11/16	16- 5/8	33- 1/4	17-11/16	7- 1/2	17- 11/16	77.70
801-758F*	16X8	9- 5/8	12- 5/16	9- 5/8	17- 5/8	16- 9/16	17- 5/8	35- 1/4	17-11/16	9- 5/8	17- 11/16	85.11
801-760F*	16X10	10- 5/8	12- 5/16	10- 5/8	18- 5/8	17- 9/16	18- 5/8	37- 1/4	17-11/16	11-15/16	17- 11/16	93.59
801-762F*	16X12	11- 5/8	12- 5/16	11- 5/8	19- 5/8	18- 9/16	19- 5/8	39- 1/4	17-11/16	14- 1/8	17- 11/16	103.31
801-764F*	16X14	12- 3/4	12-11/16	12- 3/4	20- 3/4	19-11/16	20- 3/4	41- 1/2	17-11/16	15- 1/2	17-11/16	116.38
801-784F*	18X4	6- 7/8	11-15/16	6- 7/8	15- 7/8	14- 3/16	15- 7/8	31- 3/4	19- 7/8	5- 3/16	19- 7/8	96.69
801-786F*	18X6	8- 1/2	12- 5/16	8- 1/2	17- 1/2	15- 9/16	17- 1/2	35	19- 7/8	7- 1/2	19- 7/8	107.16
801-788F*	18X8	9- 1/2	13- 3/16	9- 1/2	18- 1/2	17- 7/16	18- 1/2	37	19- 7/8	9- 5/8	19- 7/8	110.40
801-790F*	18X10	10- 1/2	13- 3/16	10- 1/2	19- 1/2	18- 7/16	19- 1/2	39	19- 7/8	11-15/16	19- 7/8	119.95
801-792F*	18X12	11- 1/2	13- 3/16	11- 1/2	20- 1/2	19- 7/16	20- 1/2	41	19- 7/8	14- 1/8	19- 7/8	130.75
801-794F*	18X14	12- 3/4	13- 9/16	12- 3/4	21- 3/4	20- 9/16	21- 3/4	43- 1/2	19-7/8	15- 1/2	19-7/8	151.68
801-796F*	18X16	13- 1/2	14- 3/16	13- 1/2	22- 1/2	22- 3/16	22- 1/2	45	19-7/8	17-11/16	19-7/8	163.17
801-814F*	20X4	7-11/16	12- 7/8	7-11/16	17-11/16	15- 1/8	17-11/16	35- 3/8	22- 1/16	5- 3/16	22- 1/16	123.16
801-816F*	20X6	8- 7/8	13- 1/4	8- 7/8	18- 7/8	16- 1/2	18- 7/8	37- 3/4	22- 1/16	7- 1/2	22- 1/16	133.48
801-818F*	20X8	9- 7/8	14- 1/8	9- 7/8	19- 7/8	18- 3/8	19- 7/8	39- 3/4	22- 1/16	9- 5/8	22- 1/16	148.71
801-820F*	20X10	10- 7/8	14- 1/8	10- 7/8	20- 7/8	19- 3/8	20- 7/8	41- 3/4	22- 1/16	11-15/16	22- 1/16	157.48
801-822F*	20X12	11- 7/8	14- 1/8	11- 7/8	21- 7/8	20- 3/8	21- 7/8	43- 3/4	22- 1/16	14- 1/8	22- 1/16	171.00
801-824F*	20X14	12- 7/8	14- 1/2	12- 7/8	22- 7/8	21- 1/2	22- 7/8	45- 3/4	22- 1/16	15- 1/2	22- 1/16	182.95
801-826F*	20X16	14	15- 1/8	14	24	23- 1/8	24	48	22- 1/16	17-11/16	22- 1/16	206.24
801-828F*	20X18	15	15	15	25	24	25	50	22- 1/16	19- 7/8	22-1/16	218.37
801-904F*	24X4	9	14-11/16	9	21	16-15/16	21	42	26- 7/16	5- 3/16	26- 7/16	220.00
801-906F*	24X6	9- 1/4	15- 1/16	9- 1/4	21- 1/4	18- 5/16	21- 1/4	42- 1/2	26- 7/16	7- 1/2	26- 7/16	222.11
801-908F*	24X8	10- 1/4	15-15/16	10- 1/4	22- 1/4	20- 3/16	22- 1/4	44- 1/2	26- 7/16	9- 5/8	26- 7/16	235.18
801-910F*	24X10	11- 1/4	15-15/16	11- 1/4	23- 1/4	21- 3/16	23- 1/4	46- 1/2	26- 7/16	11-15/16	26- 7/16	236.36
801-912F*	24X12	12- 1/4	15-15/16	12- 1/4	24- 1/4	22- 3/16	24- 1/4	48- 1/2	26- 7/16	14- 1/8	26- 7/16	269.72
801-914F*	24X14	13- 1/4	16- 5/16	13- 1/4	25- 1/4	23- 5/16	25- 1/4	50- 1/2	26-7/16	15- 1/2	26-7/16	285.14
801-916F*	24X16	14- 3/4	16-15/16	14- 3/4	26- 3/4	24-15/16	26- 3/4	53- 1/2	26- 7/16	17-11/16	26- 7/16	308.40
801-918F*	24X18	15- 3/4	16-13/16	15- 3/4	27- 3/4	25-13/16	27- 3/4	55- 1/2	26- 7/16	19- 7/8	26- 7/16	331.03
801-920F*	24X20	16- 3/4	18- 3/16	16- 3/4	28- 3/4	28- 3/16	28- 3/4	57- 1/2	26- 7/16	22- 1/16	26- 7/16	361.00

* Sized with Bushing

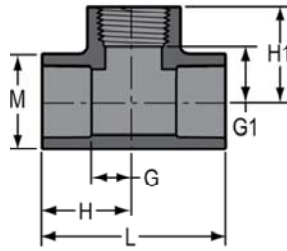
* Fabricated

Schedule 80 PVC Technical
Schedule 80 Fittings



Tee

Socket x Socket x Fipt

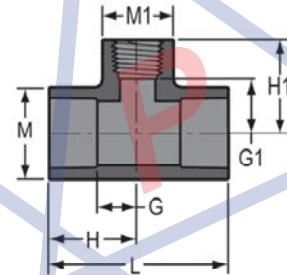


Part Number	Size	G	G1	H	H1	L	M	Approx. Wt. (Lbs.)
802-002	1/4	5/16	3/8	15/16	15/16	1-29/32	7/8	.05
802-005	1/2	9/16	21/32	1-15/32	1-11/32	2-15/16	1-7/32	.12
802-007	3/4	19/32	21/32	1-19/32	1-3/8	3-3/16	1-3/8	.14
802-010	1	21/32	11/16	1-13/16	1-5/8	3-5/8	1-23/32	.23
802-012	1-1/4	13/16	1	2-3/32	1-31/32	4-3/16	2-3/32	.34
802-015	1-1/2	1-5/16	1-7/32	2-11/32	2-5/32	4-11/16	2-11/32	.48
802-020	2	1-5/16	1-7/16	2-13/16	2-7/16	5-21/32	2-27/32	.76
802-025	2-1/2	1-17/32	2-25/32	4-5/16	4-3/8	8-5/8	4-3/16	3.34
802-030	3	1-31/32	2-1/8	3-3/4	3-17/32	7-15/32	4-1/4	2.28
802-040	4	2-1/2	2-21/32	4-5/8	4-5/32	9-7/32	5-9/32	3.27
802-060F*	6	3-3/4	8-5/8	6-3/4	10-1/8	13-1/2	7-5/8	13.42
802-080F*	8	4-13/16	10-13/16	8-13/16	12-9/16	17-11/16	9-11/16	26.24

* Fabricated

Tee - Reducing

Socket x Socket x Fipt



Part Number	Size	G	G1	H	H1	L	M	M1	Approx. Wt. (Lbs.)
802-101	3/4X1/2	19/32	23/32	1-19/32	1-7/16	3-7/32	1-13/32	1-3/16	.13
802-130	1X1/2	7/16	29/32	1-9/16	1-5/8	3-1/8	1-23/32	1-3/16	.17
802-131	1X3/4	21/32	13/16	1-13/16	1-17/32	3-5/8	1-23/32	1-3/8	.21
802-166	1-1/4X1/2	7/16	1-1/8	1-11/16	1-27/32	3-3/8	2-3/32	1-3/16	.24
802-167 ¹	1-1/4X3/4	27/32	1-23/32	2-1/8	2-7/16	4-7/32	2-3/32	1-3/4	.38
802-168	1-1/4X1	27/32	1	2-1/8	1-29/32	4-7/32	2-3/32	1-11/16	.33
802-209	1-1/2X1/2	1/2	1-1/4	1-7/8	1-31/32	3-3/4	2-11/32	1-3/16	.32
802-210 ¹	1-1/2X3/4	27/32	1-13/16	2-1/4	2-9/16	4-1/2	2-11/32	1-3/16	.46
802-211	1-1/2X1	27/32	1-7/32	2-1/4	2-3/32	4-15/32	2-11/32	1-11/16	.41
802-212	1-1/2X1-1/4	1-1/32	1-5/32	2-7/16	2-3/32	4-7/8	2-3/8	2-1/16	.46
802-247	2X1/2	1/2	1-17/32	2	2-7/32	4	2-27/32	1-3/16	.44
802-248	2X3/4	5/8	1-3/8	2-1/8	2-1/8	4-1/4	2-7/8	1-3/8	.46
802-249	2X1	27/32	1-13/32	2-11/32	2-5/16	4-11/16	2-7/8	1-11/16	.54
802-250 ¹	2X1-1/4	1-3/16	2-1/16	2-11/16	3	5-3/8	2-7/8	2-13/32	.86
802-251 ¹	2X1-1/2	1-7/16	2-3/16	2-15/16	3-1/8	5-7/8	2-7/8	2-7/8	.94
802-287	2-1/2X1/2	17/32	1-3/4	2-5/16	2-1/2	4-5/8	3-1/2	1-3/16	.74
802-288 ¹	2-1/2X3/4	27/32	2-7/16	2-5/8	3-5/32	5-1/4	3-1/2	1-23/32	1.02

Made in the U.S.A.

Suitable for Oil-Free air handling to 25 psi, not for distribution of compressed air or gas

See Spears® Product Sourcebook for product offerings

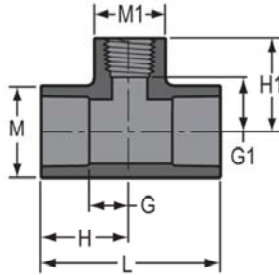


Schedule 80 PVC Technical
Schedule 80 Fittings

Tee - Reducing

Socket x Socket x Fipt

(Continued)



Part Number	Size	G	G1	H	H1	L	M	M1	Approx. Wt. (Lbs.)
802-289 ¹	2-1/2X1	1-1/32	2-11/32	2-27/32	3- 1/4	5-11/16	3- 1/2	2-3/32	1.18
802-290 ¹	2-1/2X1-1/4	1- 3/16	2-3/8	2-31/32	3-5/16	5-15/16	3-9/16	2- 3/8	1.34
802-291 ¹	2-1/2X1-1/2	1- 7/16	2-11/32	3- 3/16	3-5/16	6- 3/8	3- 1/2	2- 7/8	1.45
802-292 ¹	2-1/2X2	1- 3/4	2-27/32	3- 1/2	3-27/32	7	3-15/32	3-15/32	1.71
802-333 ¹	3X1/2	7/8	2-19/32	2- 3/4	3-11/32	5- 1/2	4-3/16	1-3/4	1.30
802-334 ¹	3X3/4	7/8	2-21/32	2- 3/4	3-13/32	5- 1/2	4- 3/16	1- 3/4	1.28
802-335 ¹	3X1	1- 3/16	2-29/32	3- 1/16	3-13/16	6- 1/8	4-3/16	2-3/8	1.58
802-336 ¹	3X1-1/4	1-5/32	2-23/32	3-1/32	3-21/32	6-1/16	4-3/16	2-3/8	1.53
802-337 ¹	3X1-1/2	1- 7/16	2-9/16	3- 5/16	3-1/2	6- 5/8	4-3/16	2-7/8	1.79
802-338 ¹	3X2	2- 3/32	3-11/32	3-31/32	4-5/16	7-15/16	4-3/16	4-3/16	2.69
802-339 ¹	3X2-1/2	2- 3/32	3	3-31/32	4-1/2	7-15/16	4-3/16	4-3/16	2.60
802-415 ¹	4X1/2	7/8	3-1/4	3-1/8	3-31/32	6-1/4	5- 1/4	1-3/4	1.97
802-416 ¹	4X3/4	7/8	3-5/16	3-1/8	4-1/32	6-1/4	5- 1/4	1-3/4	1.96
802-417 ¹	4X1	1-1/8	3-3/8	3-3/8	4-9/32	6-3/4	5- 1/4	2-11/32	2.17
802-418 ¹	4X1-1/4	1-1/8	3-3/16	3-3/8	4-1/8	6-3/4	5-1/4	2-3/8	2.12
802-419 ¹	4X1-1/2	1-7/16	3-3/16	3-11/16	4-1/8	7- 3/8	5- 1/4	2- 7/8	2.46
802-420 ¹	4X2	2- 1/8	4-1/16	4- 3/8	5- 1/32	8-25/32	5- 1/4	4- 3/16	3.56
802-421 ¹	4X2-1/2	2- 1/8	3-1/2	4- 3/8	5	8-25/32	5- 1/4	4- 3/16	3.47
802-422 ¹	4X3	2-1/2	3-9/16	4-3/4	5-3/16	9-1/2	5- 1/4	5- 1/4	4.37
802-525 ¹	6X1	1-13/32	4-3/4	4-7/16	5-11/16	8-7/8	7-9/16	2-7/8	5.49
802-526 ¹	6X1-1/4	1-7/16	4-17/32	4-7/16	5-15/32	8-7/8	7-9/16	2-7/8	5.39
802-527 ¹	6X1-1/2	1-7/16	4-17/32	4-7/16	5-15/32	8-7/8	7-9/16	2-7/8	5.35
802-528 ¹	6X2	2-1/16	4-31/32	5-3/32	5-3/32	10-3/16	7-9/16	4-3/16	6.82
802-528F ^{2*}	6X2	4- 5/8	5- 1/8	7- 7/8	6- 9/16	15- 3/4	7- 1/2	3	8.16
802-529 ¹	6X2-1/2	2- 1/16	4-21/32	5- 3/32	6- 3/16	10- 5/32	7-19/32	4- 1/4	6.72
802-530 ¹	6X3	2-11/16	4-15/16	5-23/32	6-15/32	11-7/16	7-19/32	5- 1/4	8.81
802-532 ¹	6X4	3-25/32	5-13/16	6-13/16	7-5/16	13-5/8	7-9/16	7-9/16	12.05
802-532F ^{2*}	6X4	5- 1/4	6-13/16	8- 1/2	8- 1/4	17	7- 1/2	5-13/16	10.57
802-578 ¹	8X2	2-5/8	6-1/2	6-5/8	7-1/2	13-1/4	9-23/32	5-1/4	13.03
802-578F ^{2*}	8X2	4-11/16	6- 1/16	8-15/16	7- 1/2	17- 7/8	9- 5/8	3	13.50
802-580 ¹	8X3	2-5/8	5-7/8	6-5/8	7-1/2	13-1/4	9-23/32	5-1/4	12.79
802-580F ^{2*}	8X3	5-7/16	7	9-11/16	8- 7/16	19-3/8	9- 5/8	4- 1/8	14.91
802-582 ¹	8X4	3-7/8	7	7-29/32	8-1/2	15-13/16	9-23/32	7-9/16	18.29
802-582F ^{2*}	8X4	5- 3/4	7-11/16	10	9- 1/8	20	9- 5/8	5-13/16	17.07
802-621 ¹	10X2	3-25/32	8-3/8	9-3/8	9-3/8	18-3/4	12-1/16	7-9/16	27.06
802-621F ^{2*}	10X2	4- 3/8	7- 9/16	9- 5/8	8-15/16	19- 1/4	11-15/16	3	22.86
802-623 ¹	10X3	3-25/32	7-31/32	9-3/8	9-3/8	18-3/4	12-1/16	7-9/16	27.07
802-623F ^{2*}	10X3	4- 7/8	8- 3/16	10- 1/8	9- 5/8	20- 1/4	11-15/16	4- 1/8	23.34
802-624 ¹	10X4	3-25/32	7-7/8	9-3/8	9-3/8	18-3/4	12-1/16	7-9/16	26.54

Suitable for Oil-Free air handling to 25 psi, not for distribution of compressed air or gas
 See Spears® Product Sourcebook for product offerings

Spears® Manufacturing Company

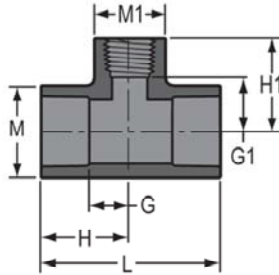
Schedule 80 PVC Technical
Schedule 80 Fittings



Tee - Reducing

Socket x Socket x Fipt

(Continued)



Part Number	Size	G	G1	H	H1	L	M	M1	Approx. Wt. (Lbs.)
802-624F ^{2*}	10X4	5- 3/8	8-13/16	10- 5/8	10- 5/16	21- 1/4	11-15/16	5-13/16	26.16
802-661 ¹	12X2	4-7/8	11-1/16	11-15/32	12-1/16	22-15/16	14-1/4	9-3/4	49.48
802-661F [*]	12X2	4- 3/4	8- 7/16	11	9-13/16	22	14- 1/8	3	34.15
802-663F [*]	12X3	5- 1/4	9- 1/4	11- 1/2	10-11/16	23	14- 1/8	4- 1/8	37.61
802-663 ¹	12X3	4-7/8	10-5/8	11-15/32	12-1/16	22-15/16	14-1/4	9-3/4	49.48
802-664 ¹	12X4	4-7/8	10-9/16	11-15/32	12-1/16	22-15/16	14-1/4	9-3/4	48.95
802-664F [*]	12X4	5- 3/4	9-15/16	12	11- 7/16	24	14- 1/8	5-13/16	39.82

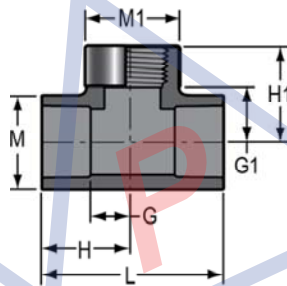
¹ Sized with Bushing

² Fiberglass reinforced.

* Fabricated

Tee - Special Reinforced

Socket x Socket x SR Fipt - Stainless Steel Collar



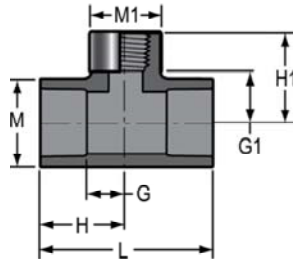
Part Number	Size	G	G1	H	H1	L	M	M1	Approx. Wt. (Lbs.)
802-005SR	1/2	9/16	21/32	1-15/32	1- 3/8	2-15/16	1- 7/32	1-3/16	.12
802-007SR	3/4	19/32	21/32	1-19/32	1-3/8	3- 3/16	1-3/8	1-3/8	.15
802-010SR	1	21/32	11/16	1-13/16	1- 5/8	3- 5/8	1-23/32	1-23/32	.25
802-012SR	1-1/4	13/16	1- 1/16	2- 3/32	1-31/32	4- 3/16	2- 3/32	2- 1/16	.36
802-015SR	1-1/2	1-5/16	1- 7/32	2-11/32	2- 5/32	4-11/16	2-11/32	2- 7/16	.51
802-020SR	2	1- 5/16	1-7/16	2-13/16	2-7/16	5-21/32	2-27/32	3- 1/32	.80
802-030SR	3	1-27/32	2-5/32	3-23/32	3-9/16	7-15/32	4- 9/32	4-1/4	2.33
802-040SR	4	2-1/2	2-21/32	4- 5/8	4- 5/32	9- 7/32	5- 1/4	5- 1/4	3.39



Schedule 80 PVC Technical
Schedule 80 Fittings

Tee - Special Reinforced Reducing

Socket x Socket x SR Fipt - Stainless Steel Collar

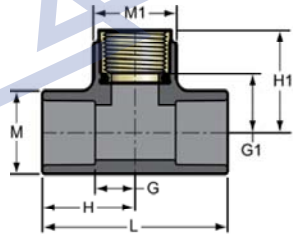


Part Number	Size	G	G1	H	H1	L	M	M1	Approx. Wt. (Lbs.)
802-072SR	1/2X1/4	7/16	11/16	1- 5/16	1- 7/32	2- 5/8	1- 5/32	27/32	.08
802-098SR	3/4X1/4	7/16	13/16	1- 7/16	1-11/32	2- 7/8	1- 3/8	27/32	.11
802-101SR	3/4X1/2	19/32	23/32	1-19/32	1-15/32	3- 7/32	1-13/32	1- 3/16	.14
802-128SR ¹	1X1/4	7/8	2-11/16	2	3-1/4	4	1-3/4	27/32	.35
802-130SR	1X1/2	7/16	29/32	1- 9/16	1- 5/8	3- 1/8	1-23/32	1- 3/16	.19
802-131SR	1X3/4	21/32	13/16	1-13/16	1-9/16	3-19/32	1-23/32	1- 3/8	.21
802-164SR ¹	1-1/4X1/4	27/32	2-13/16	2- 1/8	3-13/32	4- 7/32	2- 3/32	27/32	.42
802-166SR	1-1/4X1/2	7/16	1- 1/8	1-11/16	1-27/32	3-13/32	2- 3/32	1- 3/16	.25
802-168SR	1-1/4X1	27/32	1	2-1/8	1-29/32	4-1/4	2- 3/32	1-11/16	.34
802-207SR ¹	1-1/2X1/4	27/32	1-31/32	2- 1/4	2-9/16	4-1/2	2-11/32	1- 3/4	.49
802-211SR	1-1/2X1	27/32	1- 7/32	2- 1/4	2- 1/8	4-15/32	2- 3/8	1-11/16	.41
802-212SR	1-1/2X1-1/4	1- 1/32	1- 5/32	2- 7/16	2- 3/32	4-7/8	2- 3/8	2- 1/16	.49
802-247SR	2X1/2	1/2	1-17/32	2	2- 1/4	4	2-27/32	1- 3/16	.45
802-248SR	2X3/4	19/32	1-13/32	2- 1/8	2- 1/8	4- 1/4	2- 7/8	1- 3/8	.48
802-287SR	2-1/2X1/2	17/32	1-3/4	2- 5/16	2- 1/2	4-5/8	3- 1/2	1-3/16	.75
802-331SR ¹	3X1/4	7/8	3-3/4	2-3/4	4-11/32	5-1/2	4-7/32	27/32	1.32
802-333SR ¹	3X1/2	1-5/32	3-1/16	3-1/32	3-13/16	6-3/32	4-3/16	2-3/8	1.61
802-413SR ¹	4X1/4	27/32	4-13/32	3-1/8	5	6-1/4	5- 1/4	27/32	1.99
802-415SR ¹	4X1/2	1-1/8	3-9/16	3-13/32	4-5/16	6-25/32	5-1/4	2-3/8	2.20

¹ Sized with Bushing

Tee - Brass Transition

Socket x Socket x Fipt With Brass Thread Insert



Part Number	Size	G	G1	H	H1	L	M	M1	Approx. Wt. (Lbs.)
802-005BR	1/2	7/16	1	1-5/16	1-17/32	2- 5/8	1- 5/32	1- 7/32	.16
802-007BR	3/4	1/2	1-3/16	1-17/32	1-13/16	3- 1/16	1-3/8	1- 3/8	.22

Not intended to convey or dispense water for human consumption through drinking or cooking

Suitable for Oil-Free air handling to 25 psi, not for distribution of compressed air or gas
 See Spears® Product Sourcebook for product offerings

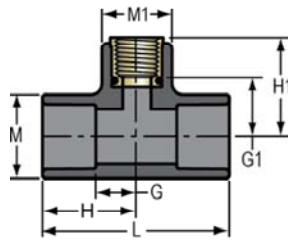
Spears® Manufacturing Company

Schedule 80 PVC Technical
Schedule 80 Fittings



Tee - Brass Transition Reducing

Socket x Socket x Fipt With Brass Thread Insert

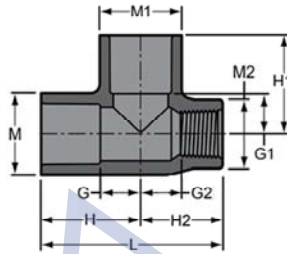


Part Number	Size	G	G1	H	H1	L	M	M1	Approx. Wt. (Lbs.)
802-072BR	1/2X1/4	7/16	7/8	1- 5/16	1-17/32	2- 5/8	1- 3/16	1- 3/16	.11
802-101BR	3/4X1/2	7/16	1- 1/32	1- 7/16	1-19/32	2-29/32	1-13/32	1- 3/16	.18

Not intended to convey or dispense water for human consumption through drinking or cooking

Tee - Reducing

Socket x Fipt x Socket

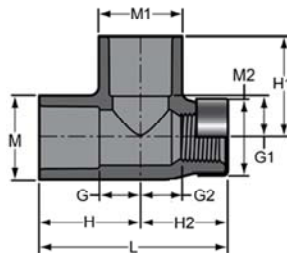


Part Number	Size	G	G1	G2	H	H1	H2	L	M	M1	M2	Approx. Wt. (Lbs.)
803-095	3/4X1/2X3/4	11/16	11/16	11/16	1-11/16	1-11/16	1-13/32	3- 3/32	1-13/32	1-13/32	1-3/16	.14



Tee - Special Reinforced Reducing

Socket x SR Fipt - Stainless Steel Collar x Socket



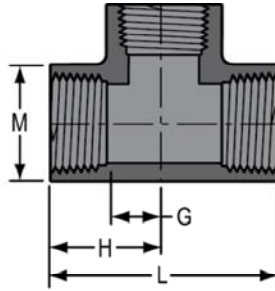
Part Number	Size	G	G1	G2	H	H1	H2	L	M	M1	M2	Approx. Wt. (Lbs.)
803-095SR	3/4X1/2X3/4	11/16	11/16	11/16	1-11/16	1-11/16	1-13/32	3- 1/8	1-13/32	1-13/32	1-7/32	.15



Schedule 80 PVC Technical
Schedule 80 Fittings

Tee

Fipt x Fipt x Fipt

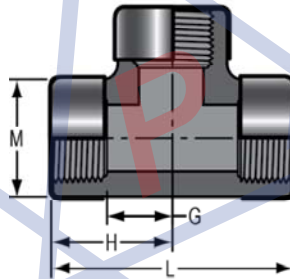


Part Number	Size	G	H	L	M	Approx. Wt. (Lbs.)
805-002	1/4	1/2	1- 3/32	2- 3/16	27/32	.05
805-003	3/8	9/16	1- 5/32	2- 5/16	15/16	.07
805-005	1/2	17/32	1- 1/4	2-1/2	1- 3/16	.11
805-007	3/4	21/32	1-15/32	2-15/16	1- 1/2	.19
805-010	1	3/4	1-23/32	3- 7/16	1-27/32	.33
805-012	1-1/4	15/16	1-31/32	3-29/32	2- 1/4	.52
805-015	1-1/2	1-3/8	2- 3/16	4- 3/8	2-7/16	.59
805-020	2	1- 5/8	2- 5/8	5- 1/4	3	1.10
805-025	2-1/2	1-19/32	3- 1/8	6-9/32	3-9/16	1.66
805-030	3	1-15/16	3- 9/16	7- 3/32	4-11/32	2.80
805-040	4	2-15/32	4-3/16	8-3/8	5-13/32	4.09
805-060F*	6	8-11/16	10-3/16	20-3/8	7- 3/16	18.17

* Fabricated

Tee - Special Reinforced

SR Fipt x SR Fipt x SR Fipt - Stainless Steel Collar



Part Number	Size	G	H	L	M	Approx. Wt. (Lbs.)
805-002SR	1/4	17/32	1- 1/8	2- 1/4	27/32	.09
805-003SR	3/8	9/16	1- 3/16	2-11/32	31/32	.08
805-005SR	1/2	17/32	1- 1/4	2- 1/2	1- 3/16	.13
805-007SR	3/4	19/32	1-11/32	2-11/16	1- 3/8	.16
805-010SR	1	7/8	1-25/32	3- 9/16	1-11/16	.31
805-015SR	1-1/2	1-1/4	2-7/32	4-7/16	2-7/16	.66
805-020SR	2	1-21/32	2-21/32	5-5/16	3	1.20

Suitable for Oil-Free air handling to 25 psi, not for distribution of compressed air or gas
 See Spears® Product Sourcebook for product offerings

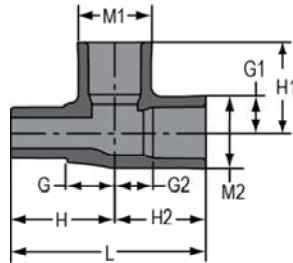
Spears® Manufacturing Company

Schedule 80 PVC Technical
Schedule 80 Fittings



Tee - Street

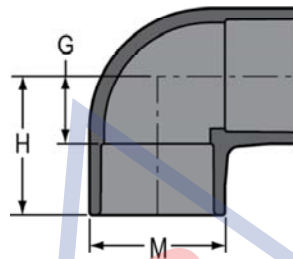
Spigot x Socket x Socket



Part Number	Size	G	G1	G2	H	H1	H2	L	M1	Approx. Wt. (Lbs.)
844-005	1/2	25/32	19/32	19/32	1-11/16	1-15/32	1-15/32	3- 5/32	1- 3/16	.10
844-007	3/4	15/16	11/16	11/16	1-15/16	1-11/16	1-13/16	3- 5/8	1-13/32	.15
844-010	1	1- 3/32	7/8	7/8	2- 7/32	2	2	4- 7/32	1- 3/4	.25
844-012	1-1/4	1-5/16	1-1/32	1-1/32	2-9/16	2-9/32	2-9/32	4-27/32	2-1/8	.38
844-015	1-1/2	1-7/16	1-3/16	1-3/16	2-13/16	2- 9/16	2- 9/16	5-3/8	2-3/8	.51
844-020	2	1-23/32	1- 7/16	1-7/16	3- 1/4	2-15/16	2-15/16	6-3/16	2- 7/8	.78

90° EII

Socket x Socket



Part Number	Size	G	H	M	Approx. Wt. (Lbs.)
806-002	1/4	13/32	1-1/32	13/16	.03
806-003	3/8	15/32	1-7/32	31/32	.04
806-005	1/2	9/16	1-15/32	1- 3/16	.07
806-007	3/4	11/16	1-11/16	1-13/32	.12
806-010	1	7/8	2	1- 3/4	.19
806-012	1-1/4	1-1/32	2- 9/32	2-3/32	.33
806-015	1-1/2	1- 5/32	2- 9/16	2-11/32	.38
806-020	2	1-13/32	2-15/16	2- 7/8	.60
806-025	2-1/2	1-5/8	3-3/8	3-15/32	1.07
806-030	3	2- 1/16	4	4- 3/16	1.66
806-040	4	2-19/32	4-27/32	5- 1/4	2.80
806-045F ⁺	4-1/2	6- 1/2	9	5- 5/8	4.97
806-050	5	3-3/16	5-13/16	6- 3/8	4.30
806-050F ⁺	5	5- 1/2	8- 1/2	6- 5/16	6.22
806-060	6	3-13/16	6-13/16	7-19/32	7.60
806-080	8	4-25/32	8-25/32	9- 3/4	14.58
806-080F ⁺	8	7-7/8	12-1/8	9-5/8	19.17
806-100	10	5-25/32	10-13/16	12-1/16	27.00
806-100F ⁺	10	10	15- 1/4	11-15/16	30.83
806-120	12	7	13	14-1/4	42.95
806-120F ⁺	12	11- 1/2	17- 3/4	14- 1/8	45.85
806-140	14	7- 1/2	14- 1/2	15-9/16	54.20
806-140F ⁺	14	13- 1/2	20- 1/2	15- 1/2	63.10
806-160F ⁺	16	15- 9/16	23- 9/16	17-11/16	103.88

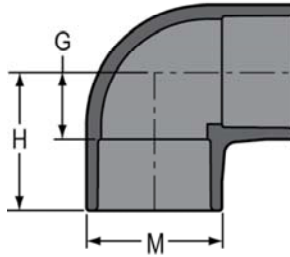


Schedule 80 PVC Technical
Schedule 80 Fittings

90° EII

Socket x Socket

(Continued)

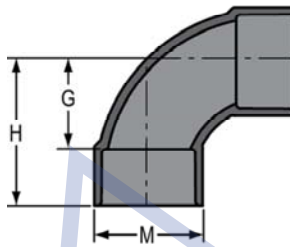


Part Number	Size	G	H	M	Approx. Wt. (Lbs.)
806-180F*	18	17-11/16	26-11/16	19- 7/8	164.83
806-200F*	20	19-13/16	29-13/16	22- 1/16	193.41
806-240F*	24	24	36	26- 7/16	324.00

* Fabricated

90° EII Sweep

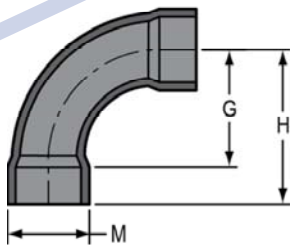
Socket x Socket



Part Number	Size	G	H	M	Approx. Wt. (Lbs.)
806-005S	1/2	27/32	1-23/32	1- 3/16	.09
806-007S	3/4	1-1/16	2-1/16	1-13/32	.12
806-010S	1	1- 5/16	2- 7/16	1-3/4	.22
806-012S	1-1/4	1- 9/16	2-27/32	2- 3/32	.33
806-015S	1-1/2	1- 3/4	3-5/32	2-3/8	.46
806-020S	2	2- 5/16	3-13/16	2- 7/8	.78

90° EII - Long Sweep

Socket x Socket



Part Number	Size	G	H	M	Approx. Wt. (Lbs.)
806-005LSF*	1/2	1- 7/8	2- 3/4	1- 1/8	.12
806-007LSF*	3/4	2- 7/16	3- 7/16	1- 7/16	.21
806-010LSF*	1	2- 7/8	4	1-11/16	.38
806-012LSF*	1-1/4	3- 5/8	4- 7/8	2- 1/16	.58
806-015LSF*	1-1/2	4- 1/8	5- 1/2	2- 5/16	.59
806-020LSF*	2	4- 3/4	6-1/4	2-13/16	1.06
806-025LSF*	2-1/2	5- 3/4	7- 3/4	3- 7/16	1.56

Suitable for Oil-Free air handling to 25 psi, not for distribution of compressed air or gas
 See Spears® Product Sourcebook for product offerings

Spears® Manufacturing Company

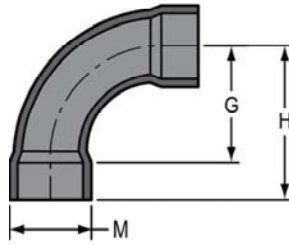
Schedule 80 PVC Technical
Schedule 80 Fittings



90° EII - Long Sweep

(Continued)

Socket x Socket

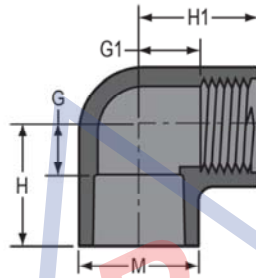


Part Number	Size	G	H	M	Approx. Wt. (Lbs.)
806-030LSF*	3	7	9	4- 1/8	2.35
806-040LSF*	4	9	11- 1/4	5- 3/16	3.96
806-060LSF*	6	13	16- 1/4	7- 1/2	10.96
806-080LSF*	8	23-1/2	27-3/4	9-5/8	28.88
806-100LSF*	10	27	32-1/4	11-15/16	54.18

* Fabricated

90° EII

Socket x Fipt



Part Number	Size	G	G1	H	H1	M	Approx. Wt. (Lbs.)
807-002	1/4	5/16	11/32	15/16	15/16	7/8	.03
807-003	3/8	1/4	7/16	1- 1/32	1- 1/32	1- 1/32	.05
807-005	1/2	15/32	9/16	1-11/32	1- 9/32	1- 3/16	.08
807-007	3/4	9/16	11/16	1- 9/16	1-13/32	1- 3/8	.10
807-010	1	11/16	3/4	1-7/8	1-11/16	1-23/32	.18
807-012	1-1/4	23/32	1- 1/32	1-31/32	1-31/32	2- 1/16	.28
807-015	1-1/2	31/32	1- 7/32	2-11/32	2- 5/32	2-3/8	.39
807-020	2	1-13/32	1-1/2	2-15/16	2-1/2	3	.80
807-030	3	1-13/16	2-1/4	3-11/16	3- 9/16	4-1/4	1.92
807-040	4	2-3/8	2-13/16	4- 9/16	4-7/32	5- 1/4	2.86
807-060 ¹	6	3-3/4	7-1/8	6-25/32	8-3/4	7-19/32	10.35

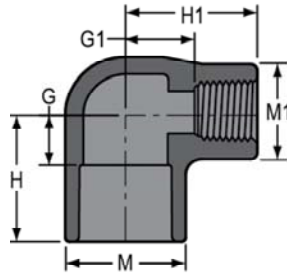
¹ Thread outlet sized with Female Adapter



Schedule 80 PVC Technical
Schedule 80 Fittings

90° EII - Reducing

Socket x Fipt

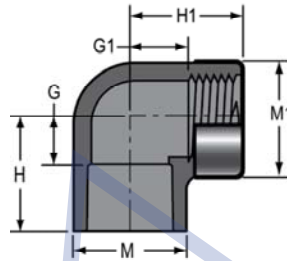


Part Number	Size	G	G1	H	H1	M	M1	Approx. Wt. (Lbs.)
807-101	3/4X1/2	1/2	13/16	1-1/2	1-17/32	1-13/32	1-3/16	.11
807-130 ¹	1X1/2	7/8	1-15/32	2	2-3/16	1-23/32	1-23/32	.25
807-131 ¹	1X3/4	7/8	1-17/32	2	2- 1/4	1-23/32	1-23/32	.15

¹ Sized with Bushing

90° EII - Special Reinforced

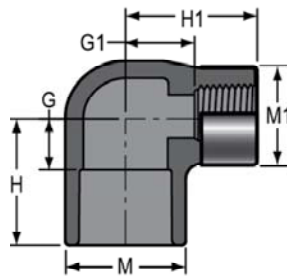
Socket x SR Fipt - Stainless Steel Collar



Part Number	Size	G	G1	H	H1	M	M1	Approx. Wt. (Lbs.)
807-005SR	1/2	15/32	23/32	1-11/32	1- 9/32	1- 3/16	1- 7/32	.09
807-007SR	3/4	9/16	21/32	1- 9/16	1-13/32	1- 3/8	1- 3/8	.11
807-010SR	1	19/32	13/16	1-23/32	1-23/32	1-11/16	1-23/32	.20
807-012SR	1-1/4	23/32	1- 1/32	1-31/32	1-31/32	2- 1/16	2- 1/16	.30
807-015SR	1-1/2	1	1- 5/32	2- 3/8	2-5/32	2-11/32	2- 7/16	.40
807-020SR	2	1-13/32	1- 1/2	2-15/16	2-17/32	3	3	.82
807-030SR	3	1-13/16	2- 7/32	3-23/32	3- 9/16	4- 9/32	4- 9/32	1.99
807-040SR	4	2- 9/32	2-25/32	4- 9/16	4- 7/32	5- 1/4	5- 1/4	2.94

90° EII - Special Reinforced Reducing

Socket x SR Fipt - Stainless Steel Collar



Part Number	Size	G	G1	H	H1	M	M1	Approx. Wt. (Lbs.)
807-101SR	3/4X1/2	1/2	13/16	1-17/32	1-17/32	1-13/32	1- 3/16	.11
807-130SR	1X1/2	15/32	23/32	1-19/32	1-15/32	1-23/32	1- 3/16	.13

Suitable for Oil-Free air handling to 25 psi, not for distribution of compressed air or gas
 See Spears® Product Sourcebook for product offerings

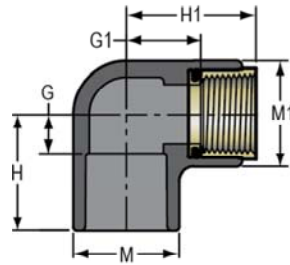
Spears® Manufacturing Company

Schedule 80 PVC Technical
Schedule 80 Fittings



90° EII - Brass Transition

Socket x Fipt With Brass Thread Insert

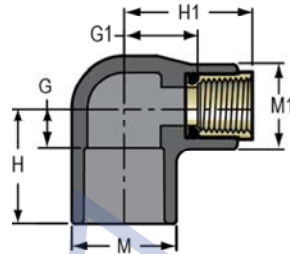


Part Number	Size	G	G1	H	H1	M	M1	Approx. Wt. (Lbs.)
807-005BR	1/2	13/32	31/32	1- 9/32	1-17/32	1- 5/32	1- 3/16	.14
807-007BR	3/4	17/32	1-1/16	1-17/32	1-11/16	1- 3/8	1-3/8	.20

Not intended to convey or dispense water for human consumption through drinking or cooking

90° EII - Brass Transition Reducing

Socket x Fipt With Brass Thread Insert

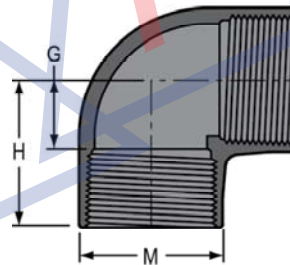


Part Number	Size	G	G1	H	H1	M	M1	Approx. Wt. (Lbs.)
807-101BR	3/4X1/2	1/2	1- 3/32	1-1/2	1-5/8	1-13/32	1- 3/16	.16

Not intended to convey or dispense water for human consumption through drinking or cooking

90° EII

Fipt x Fipt



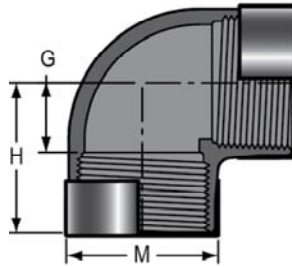
Part Number	Size	G	H	M	Approx. Wt. (Lbs.)
808-002	1/4	11/32	15/16	7/8	.03
808-003	3/8	9/16	1- 5/32	15/16	.05
808-005	1/2	1/2	1- 7/32	1- 3/16	.08
808-007	3/4	5/8	1- 3/8	1- 3/8	.11
808-010	1	11/16	1-9/16	1-23/32	.20
808-012	1-1/4	1	1-15/16	2- 1/16	.30
808-015	1-1/2	1	2- 3/32	2- 7/16	.46
808-020	2	1-17/32	2-17/32	3	.87
808-025	2-1/2	1-9/16	3-1/8	3-1/2	1.34
808-030	3	1-7/8	3-1/2	4-9/32	2.29
808-040	4	2-11/16	4-3/16	5-1/4	2.98



Schedule 80 PVC Technical
Schedule 80 Fittings

90° EII - Special Reinforced

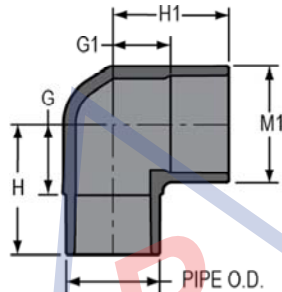
SR Fipt x SR Fipt - Stainless Steel Collar



Part Number	Size	G	H	M	Approx. Wt. (Lbs.)
808-003SR	3/8	9/16	1-5/32	31/32	.06
808-005SR	1/2	17/32	1-1/4	1- 3/16	.10
808-007SR	3/4	21/32	1-13/32	1- 3/8	.13
808-010SR	1	13/16	1-21/32	1-11/16	.22
808-012SR	1-1/4	1-1/32	2	2- 1/16	.33
808-015SR	1-1/2	1	2- 1/8	2- 7/16	.50
808-020SR	2	1-1/2	2-17/32	3	.92

90° Street EII

Spigot x Socket



Part Number	Size	G	G1	H	H1	M1	Approx. Wt. (Lbs.)
809-005	1/2	25/32	19/32	1-11/16	1-15/32	1- 5/32	.07
809-007	3/4	29/32	11/16	1-15/16	1-11/16	1-13/32	.11
809-010	1	1-3/32	27/32	2- 7/32	2	1-23/32	.19
809-012	1-1/4	1-5/16	1-1/32	2-9/16	2-9/32	2- 3/32	.29
809-015	1-1/2	1- 7/16	1- 3/16	2-13/16	2- 9/16	2- 3/8	.39
809-020	2	1-23/32	1- 7/16	3-7/32	2-15/16	2- 7/8	.65
809-025 ¹	2-1/2	3-3/8	1-5/8	5-3/8	3-3/8	3-15/16	1.31
809-030	3	2- 3/8	1-13/16	4- 1/4	3-11/16	4- 3/16	1.64
809-040	4	3-1/32	2-9/32	5-9/32	4-9/16	5- 1/4	2.85
809-060 ¹	6	5-13/16	3-13/16	8-13/16	6-13/16	7- 9/16	9.03
809-080 ¹	8	7-1/8	5	11-1/8	8-7/8	9- 3/4	16.85
809-100 ¹	10	8-7/8	5-7/8	13-7/8	10-7/8	12- 1/16	33.74
809-100F ²	10	9-9/16	9-5/8	14-13/16	14-7/8	11-15/16	33.94
809-120 ¹	12	11	7	17	13	14-5/16	53.96
809-120F ²	12	11-1/8	10-7/8	17-3/8	17-1/8	14-1/8	55.04
809-140 ¹	14	11-1/2	7-1/2	18-1/2	14-1/2	15-9/16	63.10
809-140F ²	14	13-1/2	13-1/2	20-1/2	20-1/2	15-1/2	70.94
809-160F ²	16	19-9/16	15-9/16	28-9/16	23-9/16	17-11/16	122.96
809-180F ²	18	22-3/16	17-11/16	32-3/16	26-11/16	19-7/8	181.69
809-200F ²	20	24-13/16	19-13/16	35-13/16	29-13/16	22-1/16	233.25
809-240F ²	24	30	24	43	36	26-7/16	422.19

Suitable for Oil-Free air handling to 25 psi, not for distribution of compressed air or gas
 See Spears® Product Sourcebook for product offerings

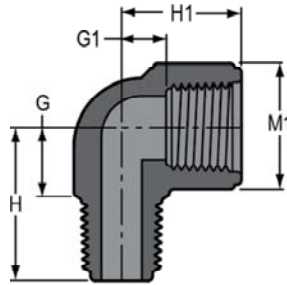
Spears® Manufacturing Company

Schedule 80 PVC Technical
Schedule 80 Fittings



90° Street Ell

Mipt x Fipt

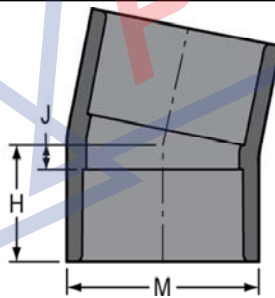


Part Number	Size	G	G1	H	H1	M1	Approx. Wt. (Lbs.)
812-002	1/4	9/16	1/4	1-1/16	27/32	13/16	.02
812-005	1/2	23/32	13/32	1-11/32	1-1/8	1-3/16	.05
812-007	3/4	7/8	17/32	1-1/2	1-1/4	1-7/16	.08
812-010	1	1-1/32	21/32	1-13/16	1-9/16	1-23/32	.15
812-012 ¹	1-1/4	2-9/16	15/16	3-5/16	1-31/32	2-7/32	.39
812-015 ¹	1-1/2	2-11/16	1-3/16	3-7/16	2-1/8	2-3/8	.53

¹ Sized with Adapter

11-1/4° Ell

Socket x Socket



Part Number	Size	H	J	M	Approx. Wt. (Lbs.)
811-005F ²	1/2	1-5/16	5/16	1-1/8	.07
811-007F ²	3/4	1-5/16	5/16	1-3/8	.09
811-010F ²	1	1-9/16	5/16	1-11/16	.16
811-012F ²	1-1/4	2	1/2	2-1/16	.24
811-015	1-1/2	1-19/32	7/32	2-3/8	.24
811-020	2	1-23/32	7/32	2-27/32	.33
811-025F ²	2-1/2	2-11/16	11/16	3-7/16	.92
811-030	3	2-3/16	5/16	4-5/32	.87
811-040	4	2-21/32	3/8	5-1/4	1.52
811-045F ²	4-1/2	3-1/2	1	5-5/8	2.36
811-050F ²	5	3-13/16	13/16	6-5/16	2.84
811-060F ²	6	4-1/4	1	7-1/2	4.67
811-080F ²	8	5-3/8	1-1/8	9-5/8	6.56
811-100F ²	10	6-11/16	1-7/16	11-15/16	15.43
811-120F ²	12	7-13/16	1-9/16	14-1/8	24.62

Made in the U.S.A.

Suitable for Oil-Free air handling to 25 psi, not for distribution of compressed air or gas

See Spears® Product Sourcebook for product offerings

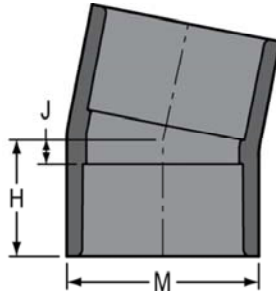


Schedule 80 PVC Technical
Schedule 80 Fittings

11-1/4° EII

Socket x Socket

(Continued)

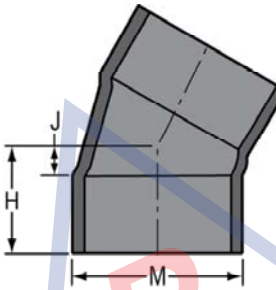


Part Number	Size	H	J	M	Approx. Wt. (Lbs.)
811-140F [*]	14	9	2	15- 1/2	33.00
811-160F [*]	16	10- 3/8	2- 3/8	17-11/16	48.75
811-180F [*]	18	11- 3/4	2- 3/4	19- 7/8	72.67
811-200F [*]	20	13- 1/8	3- 1/8	22- 1/16	99.19
811-240F [*]	24	15-13/16	3-13/16	26- 7/16	169.84

* Fabricated

30° EII

Socket x Socket



Part Number	Size	H	J	M	Approx. Wt. (Lbs.)
815-005F [*]	1/2	1- 7/16	7/16	1- 1/8	.08
815-007F [*]	3/4	1- 7/16	7/16	1- 3/8	.12
815-010F [*]	1	1- 3/4	1/2	1-11/16	.16
815-012F [*]	1-1/4	2- 3/16	11/16	2- 1/16	.29
815-015F [*]	1-1/2	2- 3/16	11/16	2- 5/16	.35
815-020F [*]	2	2- 1/2	3/4	2-13/16	.57
815-025F [*]	2-1/2	3	1	3- 7/16	1.05
815-030F [*]	3	3- 5/16	1- 1/16	4- 1/8	1.46
815-040F [*]	4	3- 7/16	1- 3/16	5- 3/16	2.13
815-045F [*]	4-1/2	4	1- 1/2	5- 5/8	2.84
815-050F [*]	5	4- 3/8	1- 3/8	6- 5/16	3.30
815-060	6	4-13/16	1-13/16	7-5/8	5.59
815-080F [*]	8	6- 3/16	1-15/16	9- 5/8	10.65
815-100F [*]	10	7- 3/4	2- 1/2	11-15/16	18.51
815-120F [*]	12	9- 1/16	2-13/16	14- 1/8	28.97
815-140F [*]	14	10- 7/16	3- 7/16	15- 1/2	37.94
815-160F [*]	16	11-15/16	3-15/16	17-11/16	61.48
815-180F [*]	18	13-1/2	4-1/2	19- 7/8	83.85
815-200F [*]	20	15	5	22- 1/16	112.87
815-240F [*]	24	18- 1/8	6- 1/8	26- 7/16	191.00

* Fabricated

Suitable for Oil-Free air handling to 25 psi, not for distribution of compressed air or gas
 See Spears® Product Sourcebook for product offerings

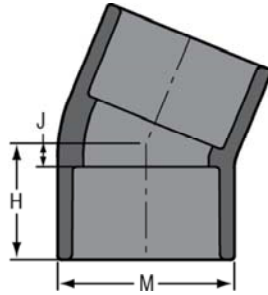
Spears® Manufacturing Company

Schedule 80 PVC Technical
Schedule 80 Fittings



22-1/2° EII

Socket x Socket

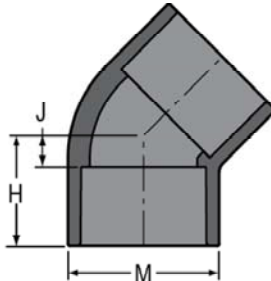


Part Number	Size	H	J	M	Approx. Wt. (Lbs.)
816-005	1/2	1- 1/16	3/16	1- 5/32	.05
816-007	3/4	1- 3/16	7/32	1-13/32	.08
816-010	1	1-11/32	7/32	1-23/32	.13
816-010F*	1	1-11/16	7/16	1-11/16	.16
816-015F*	1-1/2	2- 1/8	5/8	2- 5/16	.24
816-012	1-1/4	1- 1/2	1/4	2- 3/32	.19
816-015	1-1/2	1-21/32	9/32	2-11/32	.25
816-020	2	1- 7/8	3/8	2-27/32	.38
816-025	2-1/2	2- 7/32	15/32	3- 1/2	.68
816-025F*	2-1/2	2- 7/8	7/8	3- 7/16	.83
816-030	3	2-3/8	1/2	4- 5/32	.96
816-040	4	2- 7/8	5/8	5- 1/4	1.64
816-045F*	4-1/2	3-13/16	1- 5/16	5- 5/8	2.60
816-050F*	5	4- 1/8	1- 1/8	6- 5/16	3.14
816-060	6	3-15/16	7/8	7-9/16	4.33
816-060F*	6	4- 5/8	1- 3/8	7- 1/2	5.14
816-080	8	5- 1/16	1- 1/32	9- 3/4	8.18
816-080F*	8	5- 7/8	1- 5/8	9- 5/8	7.06
816-100F*	10	7- 5/16	2- 1/16	11-15/16	20.59
816-120F*	12	8- 9/16	2- 5/16	14- 1/8	27.52
816-140F*	14	9-13/16	2-13/16	15- 1/2	34.64
816-160F*	16	11- 5/16	3- 5/16	17-11/16	52.97
816-180F*	18	12- 3/4	3- 3/4	19- 7/8	74.44
816-200F*	20	14- 1/4	4- 1/4	22- 1/16	106.03
816-240F*	24	17- 3/16	5- 3/16	26- 7/16	189.95

* Fabricated

45° EII

Socket x Socket



Part Number	Size	H	J	M	Approx. Wt. (Lbs.)
817-002	1/4	13/16	5/32	27/32	.02
817-003	3/8	15/16	3/16	1	.03
817-005	1/2	1- 1/8	1/4	1- 3/16	.06

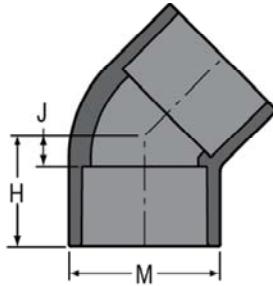


Schedule 80 PVC Technical
Schedule 80 Fittings

45° EII

Socket x Socket

(Continued)

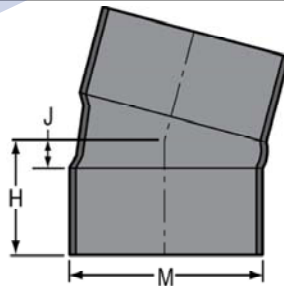


Part Number	Size	H	J	M	Approx. Wt. (Lbs.)
817-007	3/4	1- 5/16	5/16	1-7/16	.09
817-010	1	1- 7/16	5/16	1-23/32	.14
817-012	1-1/4	1- 5/8	3/8	2- 1/8	.21
817-015	1-1/2	1-13/16	7/16	2- 3/8	.30
817-020	2	2- 1/8	5/8	2- 7/8	.45
817-025	2-1/2	2-7/16	11/16	3- 1/2	.78
817-030	3	2-25/32	29/32	4-1/8	1.11
817-040	4	3- 5/16	1- 1/16	5- 1/4	1.99
817-045F*	4-1/2	4- 1/2	2	5- 5/8	2.62
817-050	5	4	1-3/8	6-3/8	3.28
817-050F*	5	4- 7/8	1- 7/8	6- 5/16	3.74
817-060	6	4- 3/4	1- 3/4	7-9/16	5.46
817-080	8	6	2	9- 3/4	10.16
817-100	10	7-5/8	2-19/32	12-1/8	18.98
817-100F*	10	8-11/16	3- 7/16	11-15/16	17.37
817-120	12	9-3/16	3-1/8	14-9/32	32.53
817-120F*	12	10- 1/8	3- 7/8	14- 1/8	31.86
817-140	14	10-11/32	3- 5/16	15- 5/8	39.65
817-140F*	14	11- 9/16	4- 9/16	15- 1/2	41.24
817-160F*	16	13- 5/16	5- 5/16	17-11/16	61.48
817-180F*	18	15	6	19- 7/8	87.73
817-200F*	20	16- 3/4	6- 3/4	22- 1/16	112.97
817-240F*	24	20- 3/16	8- 3/16	26- 7/16	208.66

* Fabricated

15° EII

Socket x Socket



Part Number	Size	H	J	M	Approx. Wt. (Lbs.)
818-005F*	1/2	1-5/16	5/16	1-1/8	.07
818-007F*	3/4	1-5/16	5/16	1-3/8	.09
818-010F*	1	1-5/8	3/8	1-11/16	.16
818-015F*	1-1/2	2	1/2	2-5/16	.26
818-020F*	2	2- 5/16	9/16	2-13/16	.49

Suitable for Oil-Free air handling to 25 psi, not for distribution of compressed air or gas
 See Spears® Product Sourcebook for product offerings

Spears® Manufacturing Company

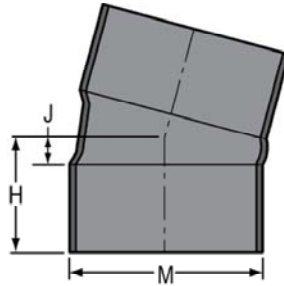
Schedule 80 PVC Technical
Schedule 80 Fittings



15° EII

Socket x Socket

(Continued)

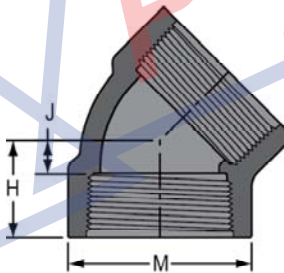


Part Number	Size	H	J	M	Approx. Wt. (Lbs.)
818-025F [*]	2-1/2	2- 3/4	3/4	3- 7/16	.92
818-030F [*]	3	3	3/4	4- 1/8	1.14
818-040F [*]	4	3- 1/8	7/8	5- 3/16	1.89
818-045F [*]	4-1/2	3- 5/8	1-1/8	5- 5/8	2.36
818-050F [*]	5	3-15/16	15/16	6- 5/16	2.98
818-060F [*]	6	4- 3/8	1- 1/8	7- 1/2	4.67
818-080F [*]	8	4- 1/2	1- 1/4	9- 5/8	9.23
818-100F [*]	10	6-15/16	1-11/16	11-15/16	15.43
818-120F [*]	12	8- 1/16	1-13/16	14- 1/8	26.07
818-140F [*]	14	9- 5/16	2- 5/16	15- 1/2	32.99
818-160F [*]	16	10-11/16	2-11/16	17-11/16	48.75
818-180F [*]	18	12- 1/16	3- 1/16	19- 7/8	72.67
818-200F [*]	20	13- 1/2	3- 1/2	22- 1/16	99.19
818-240F [*]	24	16- 1/4	4- 1/4	26- 7/16	169.84

* Fabricated

45° EII

Fipt x Fipt



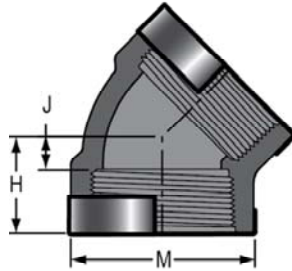
Part Number	Size	H	J	M	Approx. Wt. (Lbs.)
819-002	1/4	3/4	5/32	27/32	.02
819-003	3/8	25/32	3/16	1	.03
819-005	1/2	31/32	1/4	1- 3/16	.06
819-007	3/4	1-1/32	5/16	1- 3/8	.08
819-010	1	1- 7/32	5/16	1-11/16	.14
819-012	1-1/4	1-3/8	3/8	2- 3/16	.23
819-015	1-1/2	1-25/32	7/16	2- 1/2	.31
819-020	2	1-11/16	5/8	3	.46
819-025	2-1/2	2-1/16	1-1/16	3- 1/2	1.08
819-030	3	2-23/32	1-7/32	4- 9/32	1.77
819-040	4	3- 1/4	1-3/4	5- 1/4	2.70



Schedule 80 PVC Technical
Schedule 80 Fittings

45° EII - Special Reinforced

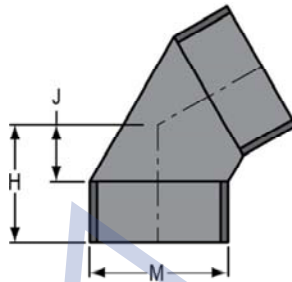
SR Fipt x SR Fipt - Stainless Steel Collar



Part Number	Size	H	J	M	Approx. Wt. (Lbs.)
819-005SR	1/2	31/32	1/4	1- 3/16	.08
819-007SR	3/4	1-1/6	5/16	1- 3/8	.10
819-010SR	1	1-7/32	5/16	1-11/16	.17

60° EII

Socket x Socket



Part Number	Size	H	J	M	Approx. Wt. (Lbs.)
824-005F*	1/2	1- 5/8	5/8	1- 1/8	.08
824-007F*	3/4	1-11/16	11/16	1- 3/8	.17
824-010F*	1	2	3/4	1-11/16	.23
824-012F*	1-1/4	2- 1/2	1	2- 1/16	.26
824-015F*	1-1/2	2- 5/8	1- 1/8	2-5/16	.40
824-020F*	2	3	1- 1/4	2-13/16	.65
824-025F*	2-1/2	3- 9/16	1- 9/16	3- 7/16	1.18
824-030F*	3	4	1- 3/4	4- 1/8	1.46
824-040F*	4	4- 5/16	2- 1/16	5- 3/16	2.60
824-060F*	6	6- 1/8	2- 7/8	7- 1/2	5.85
824-080F*	8	7- 3/4	3- 1/2	9- 5/8	18.81
824-100F*	10	9-11/16	4- 7/16	11-15/16	21.60
824-120F*	12	11- 5/16	5- 1/16	14- 1/8	34.76
824-140F*	14	12-15/16	5-15/16	15- 1/2	41.18
824-160F*	16	14-13/16	6-13/16	17-11/16	65.72
824-180F*	18	16- 3/4	7- 3/4	19- 7/8	97.83
824-200F*	20	23-11/16	13-11/16	22- 1/16	232.59
824-240F*	24	28-11/16	16-11/16	26- 7/16	325.13

* Fabricated

Suitable for Oil-Free air handling to 25 psi, not for distribution of compressed air or gas
 See Spears® Product Sourcebook for product offerings

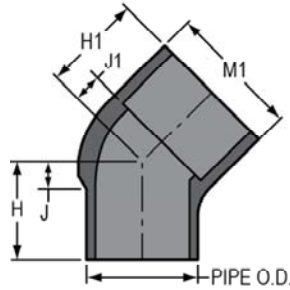
Spears® Manufacturing Company

Schedule 80 PVC Technical
Schedule 80 Fittings



45° Street Ell

Spigot x Socket

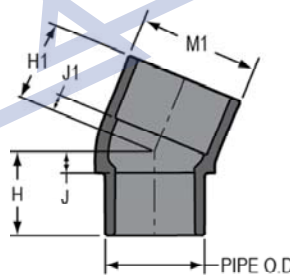


Part Number	Size	H	H1	J	J1	M1	Approx. Wt. (Lbs.)
827-005	1/2	1-3/8	1-1/8	15/32	1/4	1- 3/16	.05
827-007	3/4	1-9/16	1-3/8	17/32	3/8	1-3/8	.09
827-010	1	1-25/32	1- 1/2	19/32	11/32	1-23/32	.14
827-012	1-1/4	2	1-23/32	3/4	15/32	2- 3/32	.22
827-015	1-1/2	2-3/16	1-29/32	13/16	17/32	2-3/8	.29
827-020	2	2-7/16	2-1/8	15/16	5/8	2-7/8	.43
827-025 ¹	2-1/2	3-5/16	2-7/16	1-9/16	11/16	3- 1/2	1.09
827-030	3	3-3/16	2-3/4	1-5/16	7/8	4-3/16	1.18
827-040	4	3-7/8	3-11/32	1-5/8	1-3/32	5- 1/4	2.14
827-050F ²	5	7-3/8	4-7/8	3-3/8	1-7/8	6-5/16	4.82
827-060	6	5-1/8	4-3/4	2-1/8	1-3/4	7-19/32	5.69
827-080	8	6-19/32	6	2-9/16	2	9- 3/4	10.52
827-100 ¹	10	10-5/8	7-21/32	5-5/8	2-5/8	12	24.55
827-120 ¹	12	12-13/16	9-5/32	6-13/16	3- 3/32	14-13/32	42.10
827-140F ²	14	11- 9/16	11- 9/16	4- 9/16	4- 9/16	15- 1/2	41.24
827-160F ²	16	18- 5/16	13- 5/16	9- 5/16	5- 5/16	17-11/16	80.56
827-180F ²	18	20- 1/2	15	10- 1/2	6	19- 7/8	117.40
827-200F ²	20	22- 3/4	16- 3/4	11- 3/4	6- 3/4	22- 1/16	156.52
827-240F ²	24	27- 3/16	20- 3/16	14- 3/16	8- 3/16	26- 7/16	271.75

* Fabricated

22-1/2° Street Ell

Spigot x Socket



Part Number	Size	H	H1	J	J1	M1	Approx. Wt. (Lbs.)
842-005	1/2	1-1/8	15/16	1/4	1/32	1- 3/16	.04
842-007	3/4	1-5/16	1-1/8	5/16	1/8	1- 3/8	.07
842-010	1	1-1/2	1-11/32	3/8	7/32	1-23/32	.12
842-012	1-1/4	1-11/16	1-1/2	7/16	1/4	2-1/16	.19
842-015	1-1/2	1-27/32	1-11/16	15/32	5/16	2-11/32	.25
842-020	2	2-1/6	1-7/8	17/32	3/8	2- 7/8	.42
842-025	2-1/2	2- 7/32	2- 7/32	15/32	15/32	3- 1/2	.66
842-030	3	2-13/32	2-13/32	1-7/32	17/32	4- 5/32	.96
842-040	4	3	2-7/8	3/4	5/8	5- 1/4	1.64
842-060	6	5-7/8	3-29/32	2-7/8	7/8	7-9/16	6.67

Made in the U.S.A.

Suitable for Oil-Free air handling to 25 psi, not for distribution of compressed air or gas

See Spears® Product Sourcebook for product offerings

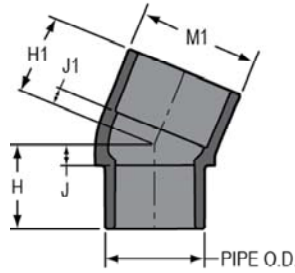


Schedule 80 PVC Technical
Schedule 80 Fittings

22-1/2° Street Ell

(Continued)

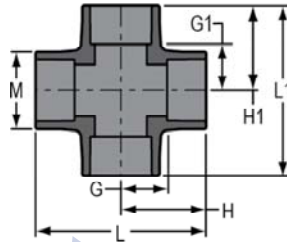
Spigot x Socket



Part Number	Size	H	H1	J	J1	M1	Approx. Wt. (Lbs.)
842-080	8	7-3/32	5-3/32	3-3/32	1-3/32	9-3/4	11.05

Cross

Socket x Socket x Socket x Socket



Part Number	Size	G	G1	H	H1	L	L1	M	M1	Approx. Wt. (Lbs.)
820-002	1/4	13/32	13/32	1- 1/32	1- 1/32	2- 1/16	2- 1/16	13/16	13/16	.04
820-005	1/2	19/32	19/32	1-15/32	1-15/32	2-15/16	2-15/16	1- 3/16	1- 3/16	.13
820-007	3/4	5/8	5/8	1- 5/8	1- 5/8	3- 1/4	3- 1/4	1-13/32	1-13/32	.20
820-010	1	31/32	31/32	2- 3/32	2- 3/32	4-3/16	4-3/16	1-23/32	1-23/32	.38
820-012	1-1/4	1- 3/32	1- 3/32	2- 3/8	2- 3/8	4- 3/4	4- 3/4	2- 1/8	2- 1/8	.60
820-015	1-1/2	1- 1/4	1- 1/4	2- 5/8	2- 5/8	5- 1/4	5- 1/4	2- 3/8	2- 3/8	.80
820-020	2	1- 1/2	1- 1/2	3	3	6	6	3	3	1.34
820-025	2-1/2	1-11/16	1-11/16	3-7/16	3-7/16	6-7/8	6-7/8	3-17/32	3-17/32	2.01
820-030	3	2- 3/32	2- 3/32	3-31/32	3-31/32	7-15/16	7-15/16	4-11/32	4-11/32	3.28
820-040	4	2- 5/8	2- 5/8	4- 7/8	4- 7/8	9- 3/4	9- 3/4	5-1/4	5-1/4	5.30
820-060F*	6	6- 1/4	6- 1/4	9- 1/2	9- 1/2	19	19	7- 1/2	7- 1/2	15.89
820-080F*	8	7- 5/8	7- 5/8	11- 7/8	11- 7/8	23- 3/4	23- 3/4	9- 5/8	9- 5/8	29.82
820-100F*	10	9	9	14- 1/4	14- 1/4	28- 1/2	28- 1/2	11-15/16	11-15/16	51.44
820-120F*	12	11- 1/4	11- 1/4	17- 1/2	17- 1/2	35	35	14- 1/8	14- 1/8	89.81
820-140F*	14	12- 1/4	12- 1/4	19- 1/4	19- 1/4	38- 1/2	38- 1/2	15- 1/2	15- 1/2	115.49
820-160F*	16	13	13	21	21	42	42	17-11/16	17-11/16	156.88
820-180F*	18	13- 3/4	13- 3/4	22- 3/4	22- 3/4	45- 1/2	45- 1/2	19- 7/8	19- 7/8	220.83
820-200F*	20	16- 3/8	16- 3/8	26- 3/8	26- 3/8	52- 3/4	52- 3/4	22- 1/16	22- 1/16	314.68
820-240F*	24	20- 1/4	20- 1/4	32- 1/4	32- 1/4	64- 1/2	64- 1/2	26- 7/16	26- 7/16	553.21

* Fabricated

Suitable for Oil-Free air handling to 25 psi, not for distribution of compressed air or gas
 See Spears® Product Sourcebook for product offerings

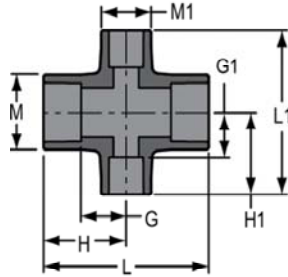
Spears® Manufacturing Company

Schedule 80 PVC Technical
Schedule 80 Fittings



Cross - Reducing

Socket x Socket x Socket x Socket



Part Number	Size	G	G1	H	H1	L	L1	M	M1	Approx. Wt. (Lbs.)
820-101 ¹	3/4X1/2	5/8	15/16	1-5/8	1-27/32	3-1/4	3-21/32	1-13/32	1-13/32	.25
820-130 ¹	1X1/2	31/32	1-15/32	2-3/32	2-11/32	4-3/16	4-23/32	1-23/32	1-23/32	.49
820-131	1X3/4	23/32	5/8	1-5/8	1-5/8	3-1/4	3-1/4	1-7/8	1-1/2	.29
820-166 ¹	1-1/4X1/2	1-3/32	1-3/4	2-3/8	2-5/8	4-3/4	5-1/4	2-1/8	2-1/8	.83
820-167	1-1/4X3/4	3/4	1-1/32	2	2-1/16	4	4-1/8	2-1/16	1-3/8	.33
820-168 ¹	1-1/4X1	1-3/32	1-15/32	2-3/8	2-19/32	4-3/4	5-3/16	2-1/8	2-1/8	.72
820-209 ¹	1-1/2X1/2	1-1/4	2-1/16	2-5/8	2-15/16	5-1/4	5-7/8	2-3/8	2-3/8	1.09
820-210	1-1/2X3/4	11/16	1-5/32	2-3/32	2-11/64	4-3/16	4-11/32	2-3/8	1-13/32	.40
820-211 ¹	1-1/2X1	1-1/4	1-5/8	2-5/8	2-25/32	5-1/4	5-9/16	2-3/8	2-3/8	1.05
820-212 ¹	1-1/2X1-1/4	1-1/4	1-19/32	2-5/8	2-27/32	5-1/4	5-11/16	2-3/8	2-3/8	.92
820-247 ¹	2X1/2	1-1/2	2-3/8	3	3-1/4	6	6-1/2	3	3	1.85
820-248 ¹	2X3/4	11/16	1-7/16	2-13/64	2-7/16	4-13/32	4-7/8	2-29/32	1-13/32	.54
820-249 ¹	2X1	1-1/2	2-1/8	3	3-1/4	6	6-1/2	3	3	1.81
820-250 ¹	2X1-1/4	1-1/2	1-15/16	3	3-3/16	6	6-3/8	3	3	1.72
820-251 ¹	2X1-1/2	1-1/2	1-13/16	3	3-3/16	6	6-3/8	3	3	1.62
820-289	2-1/2X1	29/32	1-3/4	2-43/64	2-7/8	5-11/32	5-3/4	3-1/2	1-3/4	1.01
820-290 ¹	2-1/2X1-1/4	1-11/16	2-9/16	3-7/16	3-13/16	6-7/8	7-5/8	3-17/32	3-17/32	2.89
820-291 ¹	2-1/2X1-1/2	1-11/16	2-15/32	3-7/16	3-27/32	6-7/8	7-11/16	3-17/32	3-17/32	2.76
820-292 ¹	2-1/2X2	1-11/16	2-3/16	3-7/16	3-23/32	6-7/8	7-7/16	3-17/32	3-17/32	2.48
820-335 ¹	3X1	2-3/32	3-5/32	3-31/32	4-9/32	7-15/16	8-9/16	4-11/32	4-11/32	4.46
820-336 ¹	3X1-1/4	2-3/32	3-1/8	3-31/32	4-3/8	7-15/16	8-3/4	4-11/32	4-11/32	4.54
820-337 ¹	3X1-1/2	2-3/32	2-31/32	3-31/32	4-1/32	7-15/16	8-1/16	4-11/32	4-11/32	4.55
820-338 ¹	3X2	2-3/32	2-25/32	3-31/32	4-5/16	7-15/16	8-5/8	4-11/32	4-11/32	4.49
820-339 ¹	3X2-1/2	2-3/32	2-1/2	3-31/32	4-9/32	7-15/16	8-9/16	4-11/32	4-11/32	4.02
820-420 ¹	4X2	2-5/8	3-3/4	4-7/8	5-1/4	9-3/4	10-1/2	5-1/4	5-1/4	7.54
820-420F [*]	4X2	3-7/8	4-1/4	6-1/8	6	12-1/4	12	5-3/16	2-13/16	3.94
820-422 ¹	4X3	2-5/8	3-5/16	4-7/8	5-3/16	9-3/4	10-3/8	5-1/4	5-1/4	6.93
820-527F [*]	6X1-1/2	4-3/8	5-7/16	7-5/8	6-15/16	15-1/4	13-7/8	7-1/2	2-5/16	7.81
820-528F [*]	6X2	4-5/8	5-3/16	7-7/8	6-15/16	15-3/4	13-7/8	7-1/2	2-13/16	8.30
820-530F [*]	6X3	4-3/4	5-3/4	8	8	16	16	7-1/2	4-1/8	9.29
820-532F [*]	6X4	5-1/4	6-3/4	8-1/2	9	17	18	7-1/2	5-3/16	11.87
820-533F [*]	6X5	5-3/4	6-1/2	9	9-1/2	18	19	7-1/2	6-5/16	13.25
820-578F [*]	8X2	4-11/16	6-1/8	8-15/16	7-7/8	17-7/8	15-3/4	9-5/8	2-13/16	12.99
820-580F [*]	8X3	5-3/16	6-11/16	9-7/16	8-15/16	18-7/8	17-7/8	9-5/8	4-1/8	16.54
820-582F [*]	8X4	5-3/4	7-11/16	10	9-15/16	20	19-7/8	9-5/8	5-3/16	16.57
820-585F [*]	8X6	6-3/4	8-1/16	11	11-5/16	22	22-5/8	9-5/8	7-1/2	18.69
820-621F [*]	10X2	4-3/8	7-1/8	9-5/8	8-7/8	19-1/4	17-11/16	11-15/16	2-13/16	19.46
820-622F [*]	10X2-1/2	5-1/4	7-5/16	10-1/2	9-5/16	21	18-5/8	11-15/16	3-7/16	7.21
820-623F [*]	10X3	4-7/8	7-11/16	10-1/8	9-15/16	20-1/4	19-13/16	11-15/16	4-1/8	25.45
820-624F [*]	10X4	5-3/8	8-11/16	10-5/8	10-15/16	21-1/4	21-13/16	11-15/16	5-3/16	26.74

Made in the U.S.A.

Suitable for Oil-Free air handling to 25 psi, not for distribution of compressed air or gas

See Spears® Product Sourcebook for product offerings

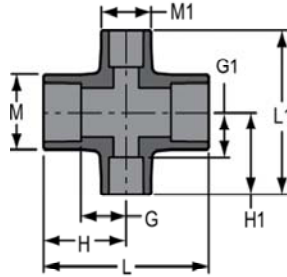


Schedule 80 PVC Technical
Schedule 80 Fittings

Cross - Reducing

Socket x Socket x Socket x Socket

(Continued)



Part Number	Size	G	G1	H	H1	L	L1	M	M1	Approx. Wt. (Lbs.)
820-626F ⁺	10X6	5- 7/8	9- 1/16	11- 1/8	12- 5/16	22- 1/4	24- 5/8	11-15/16	7- 1/2	30.99
820-628F ⁺	10X8	8- 1/4	9-15/16	13- 1/2	14- 3/16	27	28- 3/8	11-15/16	9- 5/8	43.00
820-661F ⁺	12X2	4- 3/4	8	11	9- 3/4	22	19- 1/2	14- 1/8	2-13/16	35.50
820-663F ⁺	12X3	5- 1/4	8- 9/16	11- 1/2	10-13/16	23	21- 5/8	14- 1/8	4- 1/8	37.84
820-664F ⁺	12X4	5- 3/4	9- 9/16	12	11-13/16	24	23- 5/8	14- 1/8	5- 3/16	39.32
820-666F ⁺	12X6	7- 1/4	9-15/16	13- 1/4	13- 3/16	26- 1/2	26- 3/8	14- 1/8	7- 1/2	49.48
820-668F ⁺	12X8	8	10-13/16	14- 1/4	15- 1/16	28- 1/2	30- 1/8	14- 1/8	9- 5/8	59.10
820-670F ⁺	12X10	10-1/4	10-13/16	16-1/2	16- 1/16	33	32- 1/8	14- 1/8	11-15/16	67.15
820-691F ⁺	14X2	5- 3/16	8- 9/16	12- 3/16	10- 5/16	24- 3/8	20- 5/8	15- 1/2	2-13/16	43.63
820-693F ⁺	14X3	5- 3/4	9- 1/8	12- 3/4	11- 3/8	25- 1/2	22- 3/4	15- 1/2	4- 1/8	46.69
820-694F ⁺	14X4	6- 1/2	10- 1/8	13- 1/2	12- 3/8	27	24- 3/4	15- 1/2	5- 3/16	50.92
820-696F ⁺	14X6	8- 1/4	10- 1/2	15- 1/4	13- 3/4	30- 1/2	27- 1/2	15- 1/2	7- 1/2	60.27
820-698F ⁺	14X8	9- 1/4	11- 3/8	16- 1/4	15- 5/8	32- 1/2	31- 1/4	15- 1/2	9- 5/8	70.30
820-700F ⁺	14X10	10- 1/8	11- 3/8	17- 1/8	16- 5/8	34- 1/4	33- 1/4	15- 1/2	11-15/16	82.02
820-702F ⁺	14X12	11	11- 3/8	18	17- 5/8	36	35- 1/4	15- 1/2	14- 1/8	97.46
820-751F ⁺	16X2	5- 7/8	9- 1/2	13- 7/8	11- 1/4	27- 3/4	22- 1/2	17-11/16	2-13/16	64.01
820-753F ⁺	16X3	6- 5/16	10- 1/16	14- 5/16	12- 5/16	28- 5/8	24- 5/8	17-11/16	4- 1/8	65.41
820-754F ⁺	16X4	6- 1/8	11- 1/16	14- 1/8	13- 5/16	28- 1/4	26- 5/8	17-11/16	5- 3/16	65.25
820-756F ⁺	16X6	8- 5/8	11- 7/16	16- 5/8	14-11/16	33- 1/4	29- 3/8	17-11/16	7- 1/2	81.24
820-758F ⁺	16X8	9- 5/8	12- 5/16	17- 5/8	16- 9/16	35- 1/4	33- 1/8	17-11/16	9- 5/8	92.64
820-760F ⁺	16X10	10- 5/8	12- 5/16	18- 5/8	17- 9/16	37- 1/4	35- 1/8	17-11/16	11-15/16	105.31
820-762F ⁺	16X12	11- 5/8	12- 5/16	19- 5/8	18- 9/16	39- 1/4	37- 1/8	17-11/16	14- 1/8	121.68
820-764F ⁺	16X14	12- 3/4	12-11/16	20- 3/4	19-11/16	41- 1/2	39- 3/8	17-11/16	15- 1/2	137.83
820-784F ⁺	18X4	6- 7/8	11-15/16	15- 7/8	14- 3/16	31- 3/4	28- 3/8	19- 7/8	5- 3/16	98.11
820-786F ⁺	18X6	8- 1/2	12- 5/16	17- 1/2	15- 9/16	35	31- 1/8	19- 7/8	7- 1/2	110.90
820-788F ⁺	18X8	9- 1/2	13- 3/16	18- 1/2	17- 7/16	37	34- 7/8	19- 7/8	9- 5/8	123.22
820-790F ⁺	18X10	10- 1/2	13- 3/16	19- 1/2	18- 7/16	39	36- 7/8	19- 7/8	11-15/16	130.90
820-792F ⁺	18X12	11- 1/2	13- 3/16	20- 1/2	19- 7/16	41	38- 7/8	19- 7/8	14- 1/8	147.20
820-794F ⁺	18X14	12- 3/4	13- 9/16	21- 3/4	20- 9/16	43- 1/2	41- 1/8	19-11/16	15- 1/2	173.13
820-796F ⁺	18X16	13- 1/2	14- 3/16	22- 1/2	22- 3/16	45	44- 3/8	19-7/8	17-11/16	194.98
820-814F ⁺	20X4	7-11/16	12- 7/8	17-11/16	15- 1/8	35- 3/8	30- 1/4	22- 1/16	5- 3/16	133.05
820-816F ⁺	20X6	8- 7/8	13- 1/4	18- 7/8	16- 1/2	37- 3/4	33	22- 1/16	7- 1/2	144.29
820-818F ⁺	20X8	9- 7/8	14- 1/8	19- 7/8	18- 3/8	39- 3/4	36- 3/4	22- 1/16	9- 5/8	157.86
820-820F ⁺	20X10	10- 7/8	14- 1/8	20- 7/8	19- 3/8	41- 3/4	38- 3/4	22- 1/16	11-15/16	173.13
820-822F ⁺	20X12	11- 7/8	14- 1/8	21- 7/8	20- 3/8	43- 3/4	40- 3/4	22- 1/16	14- 1/8	195.00
820-824F ⁺	20X14	12- 7/8	14- 1/2	22- 7/8	21- 1/2	45- 3/4	43	22- 1/16	15- 1/2	208.73
820-826F ⁺	20X16	14	15- 1/8	24	23- 1/8	48	46- 1/4	22- 1/16	17-11/16	238.04
820-828F ⁺	20X18	15	15	25	24	50	48	22- 1/16	19- 7/8	270.73
820-904F ⁺	24X4	9	14-11/16	21	16-15/16	42	33- 7/8	26- 7/16	5- 3/16	209.09

Suitable for Oil-Free air handling to 25 psi, not for distribution of compressed air or gas
 See Spears® Product Sourcebook for product offerings

Spears® Manufacturing Company

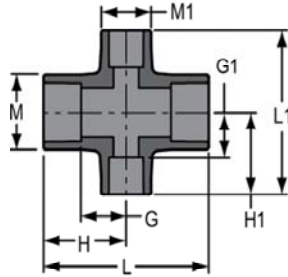
Schedule 80 PVC Technical
Schedule 80 Fittings



Cross - Reducing

Socket x Socket x Socket x Socket

(Continued)



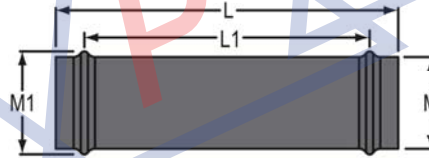
Part Number	Size	G	G1	H	H1	L	L1	M	M1	Approx. Wt. (Lbs.)
820-906F ¹	24X6	9- 1/4	15- 1/16	21- 1/4	18- 5/16	42- 1/2	36- 5/8	26- 7/16	7- 1/2	225.85
820-908F ¹	24X8	10- 1/4	15-15/16	22- 1/4	20- 3/16	44- 1/2	40- 3/8	26- 7/16	9- 5/8	242.28
820-910F ¹	24X10	11- 1/4	15-15/16	23- 1/4	21- 3/16	46- 1/2	42- 3/8	26- 7/16	11-15/16	260.41
820-912F ¹	24X12	12- 1/4	15-15/16	24- 1/4	22- 3/16	48- 1/2	44- 3/8	26- 7/16	14- 1/8	287.11
820-914F ¹	24X14	13- 1/4	16- 5/16	25- 1/4	23- 5/16	50- 1/2	46- 5/8	26-7/16	15- 1/2	306.59
820-916F ¹	24X16	14- 3/4	16-15/16	26- 3/4	24-15/16	53- 1/2	49- 7/8	26- 7/16	17-11/16	340.20
820-918F ¹	24X18	15- 3/4	16-13/16	27- 3/4	25-13/16	55- 1/2	51- 5/8	26- 7/16	19- 7/8	375.76
820-920F ¹	24X20	16- 3/4	18- 3/16	28- 3/4	28- 3/16	57- 1/2	56- 3/8	26- 7/16	22- 1/16	422.57

¹ Sized with Bushing

* Fabricated

Repair Coupling- Fabricated

Gasket x Gasket



Part Number	Size	L	L1	M	M1	Approx. Wt. (Lbs.)
828-020F [*]	2	9- 1/8	6	2-13/16	3- 3/16	.96
828-030F [*]	3	15- 1/2	11- 3/4	4- 1/8	4- 5/8	3.25
828-040F [*]	4	19- 1/2	15	5- 3/16	5- 3/4	5.68
828-060F [*]	6	23	18-1/4	7- 1/2	8- 1/8	12.61
828-080F [*]	8	26-1/8	19	9- 5/8	10- 3/8	21.38
828-100F [*]	10	28	21-1/4	11-15/16	13-1/8	34.00
828-120F [*]	12	29	21-3/8	14- 1/8	15-3/8	49.16
828-140F [*]	14	30	21	15- 1/2	17-1/4	62.11
828-160F [*]	16	31	22-1/4	17-11/16	18-7/8	75.99
828-180F [*]	18	32	22-5/8	19-7/8	21-7/8	112.33
828-200F [*]	20	32	23-1/2	22-1/16	24-1/16	113.21
828-240F [*]	24	32	23-1/2	26-7/16	28-13/16	142.50

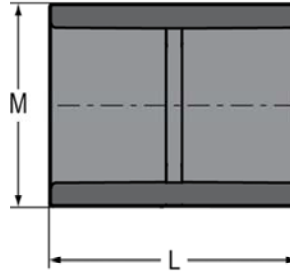
* Fabricated



Schedule 80 PVC Technical
Schedule 80 Fittings

Coupling

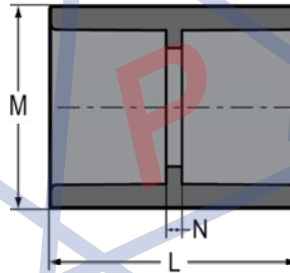
Socket X Socket (No Pipe Stop)



Part Number	Size	L	M	Approx. Wt. (Lbs.)
829-007NS	3/4	2-1/8	1-13/32	.07
829-010NS	1	2-13/32	1-23/32	.11
829-012NS	1-1/4	2-11/16	2-7/32	.22
829-015NS	1-1/2	2-7/8	2-11/32	.21
829-020NS	2	3-1/8	2-7/8	.31
829-025NS*	2-1/2	3-23/32	3-1/2	.55
829-030NS	3	3-31/32	4-3/16	.80
829-040NS	4	4-13/16	5-1/4	1.34
829-050NS	5	5-1/2	6-3/8	2.05
829-060NS	6	6-3/8	7-19/32	3.41
829-080NS	8	8-7/32	9-3/4	6.54
829-100NS	10	10-9/32	12-1/16	11.76
829-120NS	12	12-13/32	14-9/32	19.49

Coupling

Socket x Socket



Part Number	Size	L	M	N	Approx. Wt. (Lbs.)
829-002	1/4	1- 3/8	27/32	3/32	.02
829-003	3/8	1-5/8	1	3/32	.03
829-005	1/2	1- 7/8	1- 3/16	1/8	.04
829-007	3/4	2- 1/8	1-13/32	1/8	.07
829-010	1	2-13/32	1-23/32	1/8	.11
829-012	1-1/4	2-11/16	2-7/32	5/32	.16
829-015	1-1/2	2- 7/8	2-11/32	3/32	.21
829-020	2	3- 1/8	2-7/8	3/32	.31
829-025	2-1/2	3-23/32	3-1/2	7/32	.55
829-030	3	3-31/32	4-3/16	3/16	.79
829-040	4	4-13/16	5-1/4	1/4	1.34
829-050	5	5-15/32	6- 3/8	7/32	2.05
829-050F*	5	7- 3/8	6- 5/16	1- 3/8	3.05
829-060	6	6- 3/8	7-19/32	9/32	3.41
829-080	8	8-9/32	9-3/4	9/32	6.68
829-100	10	10- 9/32	12- 1/16	1/4	11.54
829-100F*	10	12- 1/2	11-15/16	2	14.40
829-120	12	12-13/32	14-9/32	3/8	19.08

Suitable for Oil-Free air handling to 25 psi, not for distribution of compressed air or gas
 See Spears® Product Sourcebook for product offerings

Spears® Manufacturing Company

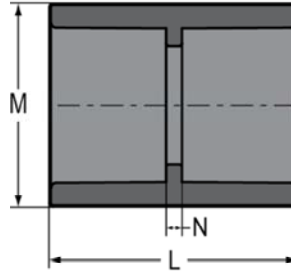
Schedule 80 PVC Technical
Schedule 80 Fittings



Coupling

Socket x Socket

(Continued)

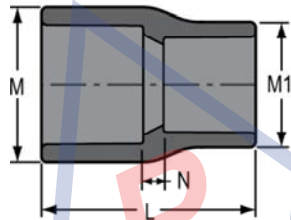


Part Number	Size	L	M	N	Approx. Wt. (Lbs.)
829-120F [*]	12	14- 1/4	14- 1/8	1- 3/4	21.80
829-140	14	14- 7/16	15- 5/8	3/8	27.04
829-140F [*]	14	16- 1/4	15- 1/2	2- 1/4	29.69
829-160F [*]	16	18-5/8	17-11/16	2-5/8	42.40
829-180F [*]	18	22	19- 7/8	4	67.00
829-200F [*]	20	25-3/4	22- 1/16	5-3/4	84.73
829-240F [*]	24	29- 1/4	26- 7/16	5- 1/4	147.22

* Fabricated

Coupling - Reducer

Socket x Socket



Part Number	Size	L	M	M1	N	Approx. Wt. (Lbs.)
829-101	3/4X1/2	2- 3/32	1-7/16	1-3/16	7/32	.06
829-130	1X1/2	2- 3/16	1-23/32	1-13/32	3/16	.11
829-131	1X3/4	2-3/8	1-23/32	1-13/32	7/32	.09
829-166	1-1/4X1/2	2- 9/16	2- 3/32	1- 5/32	7/16	.13
829-167	1-1/4X3/4	2-19/32	2- 3/32	1- 5/8	11/32	.16
829-168	1-1/4X1	2-11/16	2-3/32	1-23/32	5/16	.16
829-209	1-1/2X1/2	2-27/32	2-11/32	1- 3/16	9/16	.18
829-210	1-1/2X3/4	2- 7/8	2-7/16	1-13/32	15/32	.20
829-211	1-1/2X1	2- 7/8	2-13/32	1-15/16	11-32	.25
829-212	1-1/2X1-1/4	2-13/16	2-13/32	2- 1/8	5/32	.21
829-247	2X1/2	3- 3/32	2- 7/8	1- 5/32	11/16	.29
829-248	2X3/4	3- 7/32	2- 7/8	1-7/16	11/16	.30
829-249	2X1	3-1/2	3	1-3/4	13/16	.36
829-250	2X1-1/4	3-1/4	2- 7/8	2-1/8	1/2	.30
829-251	2X1-1/2	3- 7/32	2-27/32	2-11/32	1/4	.29
829-291	2-1/2X1-1/2	3- 3/4	3- 1/2	2- 3/8	19/32	.50
829-292	2-1/2X2	3-21/32	3-1/2	2-7/8	3/8	.48
829-335 ¹	3X1	4-1/4	4-3/16	2-29/32	1-7/32	.98
829-336 ¹	3X1-1/4	4-3/16	4- 5/32	2-29/32	1- 1/16	.93
829-337 ¹	3X1-1/2	3-1/2	4- 3/16	2- 3/8	7/32	.69
829-338	3X2	4	4- 5/32	2-7/8	19/32	.74
829-339	3X2-1/2	4-1/8	4- 5/32	3- 15/32	1/2	.75

Made in the U.S.A.

Suitable for Oil-Free air handling to 25 psi, not for distribution of compressed air or gas

See Spears® Product Sourcebook for product offerings

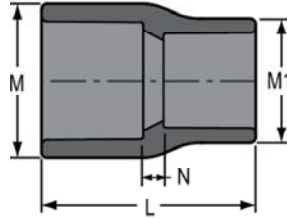


Schedule 80 PVC Technical
Schedule 80 Fittings

Coupling - Reducer

(Continued)

Socket x Socket



Part Number	Size	L	M	M1	N	Approx. Wt. (Lbs.)
829-339F ⁺	3X2-1/2	6	4- 1/16	3- 7/16	1- 3/4	.90
829-416 ¹	4X3/4	5-23/32	5- 9/32	2-29/32	2-7/16	1.66
829-417 ¹	4X1	5-25/32	5- 9/32	2-29/32	2-13/32	1.66
829-419 ¹	4X1-1/2	5-23/32	5- 9/32	2-29/32	2- 1/16	1.57
829-420	4X2	5- 1/2	5-5/16	2-29/32	1-23/32	1.42
829-421	4X2-1/2	4-25/32	5-1/4	3- 1/2	25/32	1.27
829-422	4X3	4-19/32	5- 1/4	4- 3/16	15/32	1.25
829-460F ⁺	4-1/2X4	6-15/16	5- 5/8	5- 3/16	2- 3/16	2.13
829-487F ⁺	5X2-1/2	8-1/16	6- 1/4	5- 3/16	3-5/16	3.55
829-488F ⁺	5X3	8-1/16	6- 1/4	5- 3/16	3-3/16	3.21
829-490F ⁺	5X4	7- 3/4	6- 1/4	5- 3/16	2- 1/2	2.24
829-491F ⁺	5X4-1/2	6-7/8	6-5/16	5-11/16	1-3/8	2.53
829-528 ¹	6X2	7- 1/16	7-19/32	5-9/32	2-17/32	4.39
829-529 ¹	6X2-1/2	6-31/32	7-9/16	5- 9/32	2- 3/16	4.29
829-530 ¹	6X3	7	7- 9/16	5- 9/32	2-1/16	4.09
829-530F ⁺	6X3	9- 3/16	7- 5/16	5- 3/16	4-1/16	3.85
829-532	6X4	6-21/32	7-19/32	5-9/32	1-3/8	3.27
829-534F ⁺	6X4-1/2	7-7/8	7-3/8	5-11/16	2-1/8	3.19
829-533F ⁺	6X5	8-15/16	7- 3/8	6- 5/16	2-11/16	3.74
829-579F ⁺	8X2-1/2	14-15/16	9-1/2	5-3/16	8-15/16	8.32
829-580F ⁺	8X3	14-15/16	9- 1/2	5- 3/16	8-13/16	7.95
829-582F ⁺	8X4	14- 5/8	9- 1/2	5- 3/16	8- 1/8	7.15
829-583F ⁺	8X5	14-11/16	9- 1/2	6- 5/16	7- 7/16	7.77
829-585	8X6	8-1/16	9- 3/4	7-19/32	1	6.16
829-621F ⁺	10X2	21- 1/2	11- 3/4	5- 3/16	14-3/4	16.16
829-623F ⁺	10X3	21- 7/16	11- 3/4	5- 3/16	14-5/16	15.77
829-624F ⁺	10X4	21- 1/8	11- 3/4	5- 3/16	13- 5/8	14.75
829-625F ⁺	10X5	21- 3/16	11- 3/4	6- 5/16	12-15/16	14.90
829-626	10X6	10-5/8	12- 1/32	7-19/32	2-5/8	11.07
829-626F ⁺	10X6	17- 1/2	11- 3/4	7- 1/2	9	16.01
829-628	10X8	10- 5/8	12-1/32	9- 3/4	1-5/8	11.29
829-628F ⁺	10X8	13-1/4	11-3/4	9-5/8	3-3/4	11.36
829-663F ⁺	12X3	28-11/16	13-15/16	5-3/16	20-9/16	27.97
829-664F ⁺	12X4	28- 3/8	13-15/16	5- 3/16	19- 7/8	30.99
829-665F ⁺	12X5	28- 7/16	13-15/16	6- 5/16	19- 3/16	28.96
829-666F ⁺	12X6	24- 3/4	13-15/16	7- 1/2	15- 1/4	30.03
829-668	12X8	12- 5/8	14- 7/32	9- 3/4	2- 7/16	17.85
829-668F ⁺	12X8	20- 1/2	13-15/16	9- 5/8	10	26.08
829-670F ⁺	12X10	16- 3/8	13-15/16	11-15/16	4- 7/8	20.57
829-691F ⁺	14X2	30-1/2	15-3/16	5-3/16	22	36.23

Suitable for Oil-Free air handling to 25 psi, not for distribution of compressed air or gas
 See Spears® Product Sourcebook for product offerings

Spears® Manufacturing Company

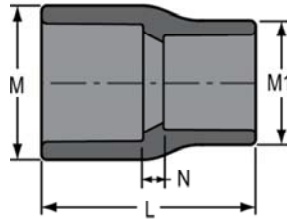
Schedule 80 PVC Technical
Schedule 80 Fittings



Coupling - Reducer

(Continued)

Socket x Socket



Part Number	Size	L	M	M1	N	Approx. Wt. (Lbs.)
829-694F [†]	14X4	30- 1/8	15- 3/16	5- 3/16	20- 7/8	29.93
829-696F [†]	14X6	26- 1/2	15- 3/16	7- 1/2	16- 1/4	33.67
829-698F [†]	14X8	22- 1/4	15- 3/16	9- 5/8	11	31.22
829-700F [†]	14X10	18- 1/8	15- 3/16	11-15/16	5- 7/8	24.68
829-702F [†]	14X12	17- 3/4	15- 3/8	14- 1/8	4- 1/2	27.40
829-754F [†]	16X4	38	17- 3/8	5- 3/16	27- 3/4	50.44
829-756F [†]	16X6	34- 3/8	17- 3/8	7- 1/2	23- 1/8	57.36
829-758F [†]	16X8	30- 1/8	17- 3/8	9- 5/8	17- 7/8	53.41
829-760F [†]	16X10	26	17- 3/8	11-15/16	12- 3/4	47.90
829-762F [†]	16X12	20- 1/4	17- 3/8	14- 1/8	6	37.66
829-764F [†]	16X14	21- 1/4	17- 1/2	15- 1/2	5- 1/4	42.89
829-783F [†]	18X3	47-11/16	19-11/16	5-3/16	36-13/16	95.74
829-784F [†]	18X4	47- 3/8	19-11/16	5- 3/16	36- 1/8	86.76
829-786F [†]	18X6	43- 3/4	19-11/16	7- 1/2	31- 1/2	93.96
829-788F [†]	18X8	39- 1/2	19-11/16	9- 5/8	26- 1/4	89.60
829-790F [†]	18X10	35- 3/8	19-11/16	11-15/16	21- 1/8	84.51
829-792F [†]	18X12	29- 5/8	19-11/16	14- 1/8	14- 3/8	68.96
829-794F [†]	18X14	29- 5/8	19-11/16	15- 1/2	13- 5/8	75.39
829-796F [†]	18X16	23	19-11/16	17-11/16	6	57.24
829-814F [†]	20X4	58	21- 7/8	5- 3/16	45- 3/4	128.41
829-816F [†]	20X6	54- 3/8	21- 7/8	7- 1/2	41- 1/8	131.05
829-818F [†]	20X8	50- 1/8	21- 7/8	9- 5/8	35- 7/8	140.15
829-820F [†]	20X10	46	21- 7/8	11-15/16	30- 3/4	137.53
829-822F [†]	20X12	40- 1/4	21- 7/8	14- 1/8	24	127.28
829-824F [†]	20X14	40- 1/4	21- 7/8	15- 1/2	23- 1/4	118.16
829-826F [†]	20X16	33- 5/8	21- 7/8	17-11/16	15- 5/8	108.13
829-828F [†]	20X18	25- 1/2	21- 7/8	19- 7/8	6- 1/2	81.06
829-904F [†]	24X4	71- 1/2	26- 1/16	5- 3/16	57- 1/4	229.74
829-906F [†]	24X6	67- 7/8	26- 1/16	7- 1/2	52- 5/8	228.78
829-908F [†]	24X8	63- 5/8	26- 1/16	9- 5/8	47- 3/8	228.25
829-910F [†]	24X10	59- 1/2	26- 1/16	11-15/16	42- 1/4	219.32
829-912F [†]	24X12	53- 3/4	26- 1/16	14- 1/8	35- 1/2	192.81
829-914F [†]	24X14	53- 3/4	26- 1/16	15- 1/2	34- 3/4	210.21
829-916F [†]	24X16	47- 1/8	26- 1/16	17-11/16	27- 1/8	187.81
829-918F [†]	24X18	39	26- 1/16	19- 7/8	18	162.85
829-920F [†]	24X20	30- 5/8	26- 1/16	22- 1/16	8- 5/8	123.13

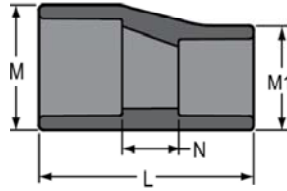
[†] Outlet-sized with Bushing
^{*} Fabricated



Schedule 80 PVC Technical
Schedule 80 Fittings

Coupling - Eccentric Reducer

Socket x Socket



Part Number	Size	L	M	M1	N	Approx. Wt. (Lbs.)
829-101FE*	3/4X1/2	3-7/16	1- 3/8	1- 1/8	1-7/16	.07
829-130FE*	1X1/2	4-1/16	1- 5/8	1- 1/8	1-13/16	.11
829-131FE*	1X3/4	4	1- 5/8	1-1/8	1- 3/4	.12
829-168FE*	1-1/4X1	4-1/2	2	1-11/16	1-3/4	.22
829-209FE ^{2*}	1-1/2X1/2	8	2- 1/4	1- 1/8	5-1/2	.33
829-210FE ^{2*}	1-1/2X3/4	7-15/16	2- 1/4	1- 3/8	5-7/16	.33
829-211FE*	1-1/2X1	5-5/16	2-1/4	1-11/16	2-9/16	.24
829-212FE*	1-1/2X1-1/4	4-9/16	2- 5/16	2- 1/16	1-9/16	.26
829-249FE*	2X1	6- 1/8	2- 3/4	1-11/16	3- 1/8	.38
829-250FE*	2X1-1/4	6- 1/8	2- 3/4	2- 1/16	2- 7/8	.39
829-251FE*	2X1-1/2	5-9/16	2- 3/4	2- 5/16	2-5/16	.44
829-289FE ^{2*}	2-1/2X1	10-3/8	3-5/16	1-11/16	7-1/8	.88
829-290FE ^{2*}	2-1/2X1-1/4	10-3/8	3- 5/16	2- 1/16	6-7/8	.90
829-291FE ^{2*}	2-1/2X1-1/2	9-13/16	3- 5/16	2- 5/16	6-5/16	.90
829-292FE*	2-1/2X2	6-5/8	3- 5/16	2-13/16	2-7/8	.68
829-335FE ^{2*}	3X1	11- 7/8	3-15/16	1-11/16	8- 3/8	1.11
829-336FE ^{2*}	3X1-1/4	11- 7/8	3-15/16	2- 1/16	8- 1/8	1.15
829-337FE ^{2*}	3X1-1/2	11-5/16	3-15/16	2- 5/16	7-9/16	1.21
829-338E	3X2	5-7/8	4-3/16	2-7/8	2-15/32	1.00
829-338FE*	3X2	8- 1/8	3-15/16	2-13/16	4- 1/8	1.00
829-339FE*	3X2-1/2	7- 1/4	4- 1/16	3- 7/16	3	1.11
829-417FE ^{3*}	4X1	17	5- 1/8	1-11/16	13- 1/2	2.37
829-418FE ^{3*}	4X1-1/4	17	5- 1/8	2- 1/16	13- 1/4	2.31
829-419FE ^{3*}	4X1-1/2	16-7/16	5- 1/8	2- 5/16	12-11/16	2.37
829-420FE ^{2*}	4X2	12-3/8	5- 1/8	2-13/16	8-5/8	2.62
829-421FE ^{2*}	4X2-1/2	12- 3/8	5- 1/8	3- 7/16	8- 1/8	2.40
829-422FE*	4X3	8- 3/4	5- 1/8	4- 1/8	4- 1/4	1.69
829-490FE*	5X4	10	6-1/4	5-3/16	4-3/4	2.75
829-528FE ^{3*}	6X2	20	7- 5/16	2-7/8	15-1/4	4.84
829-529FE ^{3*}	6X2-1/2	20	7- 5/16	3- 7/16	14- 3/4	4.94
829-530FE ^{2*}	6X3	16- 3/8	7- 5/16	4- 1/8	10- 7/8	4.57
829-532FE*	6X4	11- 1/8	7- 5/16	5- 3/16	5- 5/8	3.39
829-533FE*	6X5	11- 1/4	7- 3/8	6- 5/16	5	4.31
829-575FE ^{5*}	8X1	34-3/8	9-1/2	1-11/16	28-7/8	11.45
829-577FE ^{5*}	8X1-1/2	33-13/16	9-1/2	2-5/16	28-1/16	11.56
829-578FE ^{4*}	8X2	29-3/4	9-1/2	2-7/8	24	11.40
829-580FE ^{3*}	8X3	26- 1/8	9- 1/2	4- 1/8	19- 5/8	11.01
829-582FE ^{2*}	8X4	20- 7/8	9- 1/2	5- 3/16	14- 3/8	10.24
829-583FE ^{2*}	8X5	21	9- 1/2	6- 5/16	13- 3/4	10.77

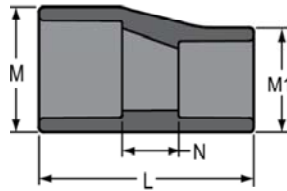
Suitable for Oil-Free air handling to 25 psi, not for distribution of compressed air or gas
 See Spears® Product Sourcebook for product offerings

Spears® Manufacturing Company

Coupling - Eccentric Reducer

(Continued)

Socket x Socket

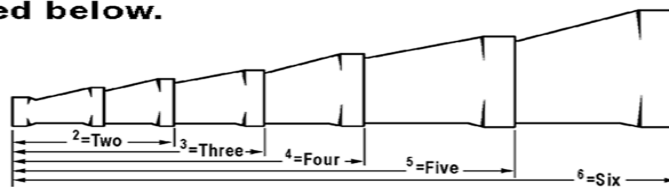


Part Number	Size	L	M	M1	N	Approx. Wt. (Lbs.)
829-585FE*	8X6	15- 1/4	9- 1/2	7- 1/2	7- 3/4	8.40
829-624FE ^{3*}	10X4	32	11- 3/4	5- 3/16	24- 1/2	21.03
829-625FE ^{3*}	10X5	32- 1/8	11- 3/4	6- 5/16	23- 7/8	22.82
829-626FE ^{2*}	10X6	26-3/8	11- 3/4	7- 1/2	17-7/8	18.61
829-628FE*	10X8	18- 1/16	11- 3/4	9- 5/8	8- 9/16	13.81
829-664FE ^{4*}	12X4	43- 1/2	13-15/16	5- 3/16	35	37.53
829-666FE ^{3*}	12X6	37- 7/8	13-15/16	7- 1/2	28- 3/8	36.64
829-668FE ^{2*}	12X8	29- 9/16	13-15/16	9- 5/8	19- 1/16	32.09
829-670FE*	12X10	20- 5/8	13-15/16	11-15/16	9- 1/8	23.62
829-696FE ^{3*}	14X6	41- 3/8	15- 3/16	7- 1/2	31- 1/8	41.01
829-698FE ^{2*}	14X8	33- 1/16	15- 3/16	9- 5/8	21-13/16	35.00
829-700FE*	14X10	24- 1/8	15- 3/16	11-15/16	11- 7/8	29.88
829-702FE*	14X12	20- 1/8	15- 3/8	14- 1/8	6- 7/8	30.11
829-756FE ^{4*}	16X6	54- 1/4	17- 1/2	7- 1/2	43	73.56
829-758FE ^{3*}	16X8	45-15/16	17- 1/2	9- 5/8	33-11/16	69.73
829-760FE ^{2*}	16X10	37	17- 1/2	11-15/16	23- 3/4	59.25
829-762FE ^{2*}	16X12	33	17- 1/2	14- 1/8	18- 3/4	64.09
829-764FE*	16X14	24- 5/8	17- 1/2	15- 1/2	9- 5/8	46.25
829-786FE ^{5*}	18X6	69- 1/4	19-11/16	7- 1/2	57	121.36
829-788FE ^{4*}	18X8	60-15/16	19-11/16	9- 5/8	47-11/16	121.91
829-790FE ^{3*}	18X10	52	19-11/16	11-15/16	37- 3/4	109.42
829-792FE ^{3*}	18X12	48	19-11/16	14- 1/8	32- 3/4	109.80
829-794FE ^{2*}	18X14	39- 5/8	19-11/16	15- 1/2	23- 5/8	97.05
829-796FE*	18X16	28- 5/8	19-11/16	17-11/16	11- 5/8	66.92

* Fabricated

Eccentric Reducer Coupling Footnotes
Multi-Step Configurations

The number after the part number denotes steps listed below.



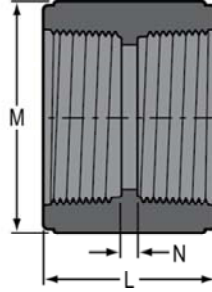
Example: 829-626FE² (2 = 2 Step)



Schedule 80 PVC Technical
Schedule 80 Fittings

Coupling

Fipt x Fipt

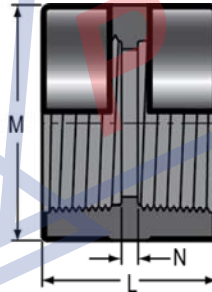


Part Number	Size	L	M	N	Approx. Wt. (Lbs.)
830-002	1/4	1-5/16	27/32	5/32	.02
830-003	3/8	1-15/32	1	5/16	.03
830-005	1/2	1-19/32	1-13/32	5/32	.06
830-007	3/4	1-11/16	1-17/32	1/8	.08
830-010	1	2- 3/32	1-15/16	1/8	.14
830-012	1-1/4	2-7/32	2- 9/32	3/16	.20
830-015	1-1/2	2-1/4	2- 5/8	7/32	.28
830-020	2	2- 7/32	3	7/32	.33
830-025	2-1/2	3-11/32	3-21/32	3/16	.67
830-030	3	3-17/32	4-13/32	11/16	1.12
830-040	4	3-21/32	5- 9/16	3/16	1.49
830-060F [*]	6	3- 3/4	7- 3/16	3/4	1.64
830-080F [*]	8	4- 1/2	9- 3/8	1- 1/16	2.84
830-100F [*]	10	5	11-9/16	1-1/8	4.91

* Fabricated

Coupling - Special Reinforced

SR Fipt x SR Fipt - Stainless Steel Collar



Part Number	Size	L	M	N	Approx. Wt. (Lbs.)
830-005SR	1/2	1-9/16	1-3/16	3/32	.06
830-007SR	3/4	1-19/32	1- 3/8	3/32	.07
830-010SR	1	1-15/16	1-11/16	5/32	.13
830-012SR	1-1/4	2- 1/16	2- 1/16	5/32	.18
830-015SR	1-1/2	2-3/16	2- 7/16	1/4	.27
830-020SR	2	2- 1/4	3	7/32	.40

Suitable for Oil-Free air handling to 25 psi, not for distribution of compressed air or gas
 See Spears® Product Sourcebook for product offerings

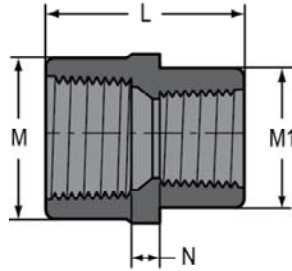
Spears® Manufacturing Company

Schedule 80 PVC Technical
Schedule 80 Fittings



Coupling - Reducer

Fipt x Fipt

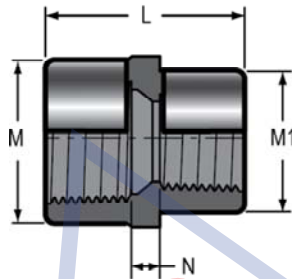


Part Number	Size	L	M	M1	N	Approx. Wt. (Lbs.)
830-072 ¹	1/2X1/4	1-29/32	1-7/32	1-5/32	5/8	.07
830-073 ¹	1/2X3/8	1-15/16	1-7/32	1-5/32	5/8	.06
830-101	3/4X1/2	1-11/16	1-3/8	1-7/32	1/4	.06
830-211 ¹	1-1/2X1	2-7/8	2-3/88	2-11/32	1-1/32	.33

¹ Sized with Bushing

Coupling - Special Reinforced Reducer

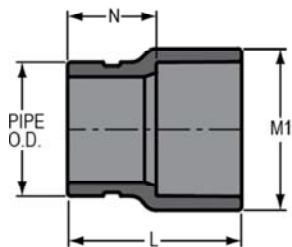
SR Fipt x SR Fipt - Stainless Steel Collar



Part Number	Size	L	M	M1	N	Approx. Wt. (Lbs.)
830-101SR	3/4X1/2	1-3/4	1-3/8	1-3/16	1/4	.08
830-130SR	1X1/2	2-7/32	1-11/16	1-3/16	17/32	.16
830-131SR	1X3/4	2-3/8	1-11/16	1-3/8	11/16	.16
830-168SR	1-1/4X1	2-11/16	2-1/16	1-11/16	13/16	.24
830-210SR	1-1/2X3/4	2-7/8	2-7/16	1-3/8	1-7/32	.29
830-211SR	1-1/2X1	2-7/8	2-7/16	1-11/16	1-3/16	.34
830-212SR	1-1/2X1-1/4	2-27/32	2-7/16	2-1/16	15/16	.33
830-249SR	2X1	3-3/16	3	1-11/16	1-5/16	.48
830-251SR	2X1-1/2	3-7/32	3	2-7/16	1-5/16	.50

Grooved Coupling Adapter

Groove x Socket



Part Number	Size	L	M1	N	Approx. Wt. (Lbs.)
833-012	1-1/4	2-27/32	2-3/32	1-9/16	.17
833-015	1-1/2	2-29/32	2-3/8	1-1/2	.18
833-020	2	3-1/16	2-7/8	1-9/16	.28
833-025	2-1/2	3-13/32	3-1/2	1-5/8	.49

Made in the U.S.A.

Suitable for Oil-Free air handling to 25 psi, not for distribution of compressed air or gas

See Spears® Product Sourcebook for product offerings

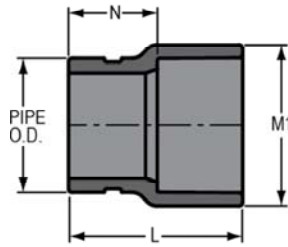


Schedule 80 PVC Technical
Schedule 80 Fittings

Grooved Coupling Adapter

(Continued)

Groove x Socket

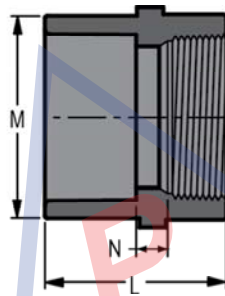


Part Number	Size	L	M1	N	Approx. Wt. (Lbs.)
833-030	3	3- 9/16	4- 3/16	1-11/16	.68
833-040	4	4-1/2	5- 1/4	2-7/32	1.27
833-050F*	5	7	6- 5/16	4	2.48
833-060	6	5-11/32	7- 9/16	2-11/32	2.86
833-080F*	8	8- 3/16	9- 5/8	3-15/16	5.70
833-100F*	10	9- 7/8	11-15/16	4- 5/8	10.35
833-120F*	12	10- 7/8	14- 1/8	4- 5/8	16.21

* Fabricated

Female Adapter

Socket x Fipt



Part Number	Size	L	M	N	Approx. Wt. (Lbs.)
835-002	1/4	1-5/16	13/16	3/32	.02
835-003	3/8	1-7/16	1	3/32	.03
835-098	3/4X1/4	1-15/16	1-3/8	5/16	.05
835-005	1/2	1-11/16	1-3/16	3/32	.04
835-007	3/4	1-27/32	1-13/32	3/32	.06
835-010	1	2- 1/8	1-23/32	3/32	.11
835-012	1-1/4	2-9/32	2-1/16	3/32	.15
835-015	1-1/2	2- 1/2	2-5/16	1/8	.19
835-020	2	2-11/16	3	1/4	.40
835-025	2-1/2	3- 1/4	3- 9/16	7/32	.63
835-030	3	3-1/2	4-5/32	7/32	.74
835-040	4	3-15/16	5- 7/32	3/16	1.21
835-060	6	4-31/32	7-21/32	1/4	3.10
835-060F*	6	6-3/4	7-1/2	2	3.72
835-080	8	6- 5/32	9-23/32	1/4	5.35
835-080F*	8	8- 9/16	9- 5/8	2- 9/16	6.18
835-100F*	10	10- 1/4	11-15/16	3	10.50
835-120F*	12	11-1/2	14- 1/8	3	16.62

* Fabricated

Suitable for Oil-Free air handling to 25 psi, not for distribution of compressed air or gas
 See Spears® Product Sourcebook for product offerings

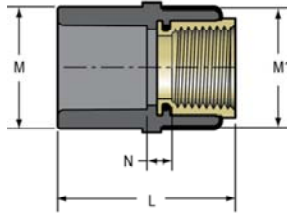
Spears® Manufacturing Company

Schedule 80 PVC Technical
Schedule 80 Fittings



Female Adapter - Transition

Socket x Fipt With Brass Thread Insert

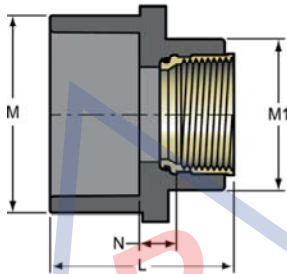


Part Number	Size	L	M	M1	N	Approx. Wt. (Lbs.)
835-005BR	1/2	1-25/32	1- 5/32	1-3/16	11/32	.11
835-007BR	3/4	2	1-13/32	1- 3/8	11/32	.15
835-010BR	1	2- 7/32	1- 3/4	1-11/16	11/32	.24
835-012BR	1-1/4	2- 3/8	2- 3/32	2- 1/16	3/8	.34
835-015BR	1-1/2	2-17/32	2-13/32	2- 7/16	13/32	.45
835-020BR	2	2-25/32	2- 7/8	3- 3/16	7/16	1.02

Not intended to convey or dispense water for human consumption through drinking or cooking

Female Adapter - Brass Transition Reducing

Socket x Fipt With Brass Thread Insert

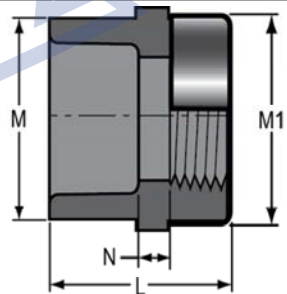


Part Number	Size	L	M	M1	N	Approx. Wt. (Lbs.)
835-101BR	3/4X1/2	2- 1/32	1- 7/16	1- 3/16	15/32	.13
835-131BR	1X3/4	2-5/16	1-11/16	1-3/8	17/32	.18

Not intended to convey or dispense water for human consumption through drinking or cooking

Female Adapter - Special Reinforced

Socket x SR Fipt - Stainless Steel Collar



Part Number	Size	L	M	M1	N	Approx. Wt. (Lbs.)
835-002SR	1/4	1-13/32	27/32	27/32	3/32	.02
835-003SR	3/8	1-15/32	15/16	31/32	3/32	.03
835-005SR	1/2	1-23/32	1- 5/32	1- 3/16	3/32	.06
835-007SR	3/4	1- 7/8	1-13/32	1- 3/8	3/32	.08
835-010SR	1	2-5/32	1-23/32	1-11/16	3/32	.12
835-012SR	1-1/4	2- 5/16	2- 3/32	2- 1/16	3/32	.18
835-015SR	1-1/2	2- 7/16	2-13/32	2- 7/16	3/32	.26
835-020SR	2	2-23/32	3	3- 1/32	1/4	.42

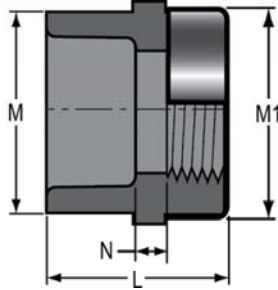


Schedule 80 PVC Technical
Schedule 80 Fittings

Female Adapter - Special Reinforced

(Continued)

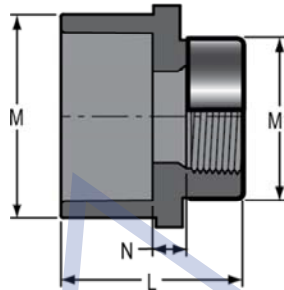
Socket x SR Fipt - Stainless Steel Collar



Part Number	Size	L	M	M1	N	Approx. Wt. (Lbs.)
835-025SR	2-1/2	3-9/32	3- 9/16	3- 9/16	3/16	.67
835-030SR	3	3- 1/2	4- 1/4	4- 9/32	3/32	.96
835-040SR	4	3-11/16	5- 7/32	5-7/32	1/4	1.28
835-060SR	6	4-31/32	7-21/32	7-21/32	1/4	3.25

Female Adapter - Special Reinforced Reducing

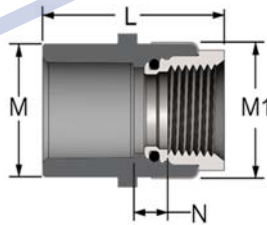
Socket x SR Fipt - Stainless Steel Collar



Part Number	Size	L	M	M1	N	Approx. Wt. (Lbs.)
835-074SR	1/2X3/4	1-23/32	1- 3/16	1- 3/8	3/32	.07
835-098SR	3/4X1/4	1-31/32	1-13/32	27/32	11/32	.06
835-101SR	3/4X1/2	1-27/32	1- 3/8	1- 3/16	3/32	.07
835-102SR	3/4X1	2-1/32	1-13/32	1-11/16	3/32	.12
835-130SR	1X1/2	2-1/32	1-11/16	1- 3/16	5/32	.10
835-131SR	1X3/4	2- 3/32	1- 3/4	1- 3/8	1/4	.12

Female Adapter - Stainless Steel Transition

Socket x Fipt With 316 Stainless Thread Insert
 NSF® Certified Lead Free



Part Number	Size	L	M	M1	N	Approx. Wt. (Lbs.)
835-005SS	1/2	1-25/32	1-5/32	1-3/16	11/32	.10
835-007SS	3/4	2	1-13/32	1-3/8	13/32	.14
835-010SS	1	2-1/4	1-23/32	1-11/16	15/32	.24
835-012SS	1-1/4	2-3/8	2-3/32	2-1/16	3/8	.28
835-015SS	1-1/2	2-9/16	2-3/8	2-7/16	3/8	.64
835-020SS	2	2-11/16	2-7/8	3	7/16	.54

Suitable for Oil-Free air handling to 25 psi, not for distribution of compressed air or gas
 See Spears® Product Sourcebook for product offerings

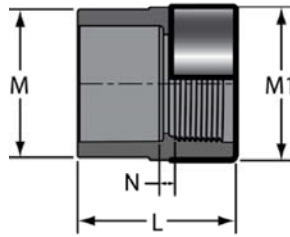
Spears® Manufacturing Company

Schedule 80 PVC Technical
Schedule 80 Fittings



**Female Adapter - Encapsulated
 Special Reinforced**

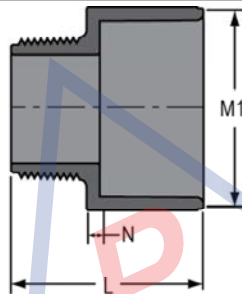
Socket x ESR Fipt



Part Number	Size	L	M	M1	N	Approx. Wt. (Lbs.)
835-002ESR	1/4	1- 1/2	27/32	29/32	3/32	.03
835-003ESR	3/8	1-17/32	15/16	1- 1/32	3/32	.03
835-005ESR	1/2	1-27/32	1-5/32	1- 9/32	3/32	.07
835-007ESR	3/4	1-31/32	1-13/32	1-15/32	3/32	.09
835-010ESR	1	2- 1/4	1-23/32	1-23/32	3/32	.14
835-012ESR	1-1/4	2- 7/16	2-3/32	2- 5/32	1/8	.20
835-015ESR	1-1/2	2- 9/16	2-13/32	2- 1/2	7/32	.29
835-020ESR	2	2-27/32	3	3- 3/32	1/4	.46

Male Adapter

Mipt x Socket



Part Number	Size	L	M1	N	Approx. Wt. (Lbs.)
836-053	3/8X1/2	1-11/16	1- 3/16	7/32	.03
836-005	1/2	1-23/32	1-5/16	7/32	.03
836-007	3/4	1-7/8	1-7/16	7/32	.06
836-102	3/4X1	2- 9/32	1- 3/4	17/32	.09
836-131	1X3/4	2- 1/16	1-13/32	1/4	.06
836-010	1	2- 5/32	1-23/32	7/32	.09
836-012	1-1/4	2-17/32	2-3/32	9/32	.14
836-015	1-1/2	2-11/16	2- 3/8	9/32	.18
836-251 ¹	2X1-1/2	3-1/16	2-29/32	19/32	.42
836-020	2	2- 7/8	2- 7/8	5/16	.28
836-025	2-1/2	3-11/16	3-17/32	11/32	.52
836-030	3	3-29/32	4-7/32	3/8	.74
836-040	4	4-13/32	5- 5/16	13/32	1.14
836-050F [*]	5	6	6- 5/16	1- 5/8	2.07
836-060	6	5- 1/2	7- 9/16	19/32	2.88
836-080F [*]	8	8- 3/16	9- 5/8	2- 3/16	7.45
836-100F [*]	10	10- 3/8	11-15/16	3- 3/16	12.34
836-120F [*]	12	11- 1/8	14- 1/8	2- 3/4	21.72

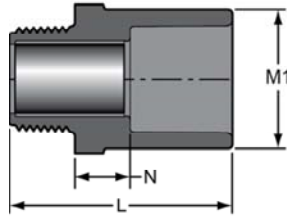
¹ Sized With Bushing
^{*} Fabricated



Schedule 80 PVC Technical
Schedule 80 Fittings

**Male Adapter -
 Internal Reinforced**

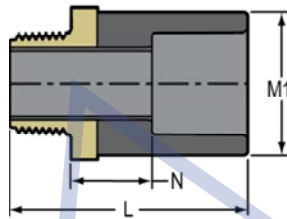
Mipt x Socket - Stainless Steel Sleeve
 NSF® Certified Lead Free



Part Number	Size	L	M1	N	Approx. Wt. (Lbs.)
836-005R	1/2	2-1/8	1-3/16	9/16	.05
836-007R	3/4	2- 1/4	1-13/32	9/16	.08
836-010R	1	2-21/32	1-23/32	21/32	.14
836-012R	1-1/4	2-15/16	2-3/32	21/32	.16
836-015R	1-1/2	3-3/16	2-3/8	3/4	.25
836-020R	2	3-11/32	2-29/32	3/4	.28

**Male Adapter - PVC Lined
 Brass Transition**

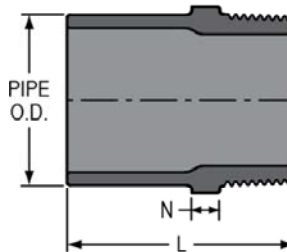
Brass Mipt x Socket
 NSF® Certified Lead Free



Part Number	Size	L	M1	N	Approx. Wt. (Lbs.)
836-005BR	1/2	2-13/32	1- 9/32	1-3/16	.19
836-007BR	3/4	2-17/32	1-13/32	13/16	.25
836-010BR	1	2-15/16	1-23/32	29/32	.42
836-012BR	1-1/4	3- 1/8	2- 3/32	31/32	.65
836-015BR	1-1/2	3- 9/32	2-11/32	31/32	.79
836-020BR	2	3- 7/16	2-27/32	1	1.05

Male Spigot Adapter

Spigot x Mipt



Part Number	Size	L	N	Approx. Wt. (Lbs.)
861-005	1/2	1-13/16	1/4	.02
861-007	3/4	1-31/32	1/4	.04
861-010	1	2- 3/32	1/4	.07
861-131	1X3/4	2	1/4	.06
861-012	1-1/4	2- 9/32	9/32	.11
861-015	1-1/2	2-7/16	5/16	.14

Suitable for Oil-Free air handling to 25 psi, not for distribution of compressed air or gas
 See Spears® Product Sourcebook for product offerings

Spears® Manufacturing Company

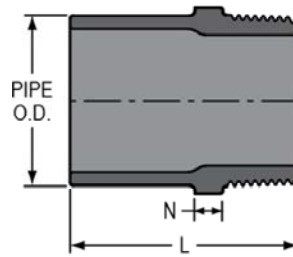
Schedule 80 PVC Technical
Schedule 80 Fittings



Male Spigot Adapter

Spigot x Mipt

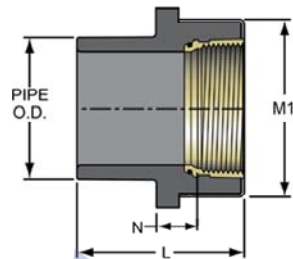
(Continued)



Part Number	Size	L	N	Approx. Wt. (Lbs.)
861-020	2	2-11/16	3/8	.22

Female Spigot Adapter - Brass Transition

Spigot x Fipt With Brass Thread Insert

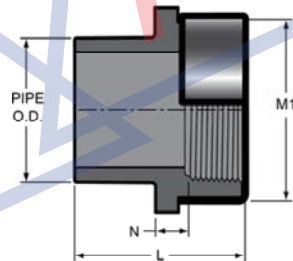


Part Number	Size	L	M1	N	Approx. Wt. (Lbs.)
878-005BR	1/2	1-29/32	1- 3/16	1/2	.11
878-007BR	3/4	2- 5/32	1- 3/8	1/2	.15
878-010BR	1	2- 9/32	1-11/16	7/16	.22

Not intended to convey or dispense water for human consumption through drinking or cooking

Female Spigot Adapter - Special Reinforced

Spigot x SR Fipt - Stainless Steel Collar



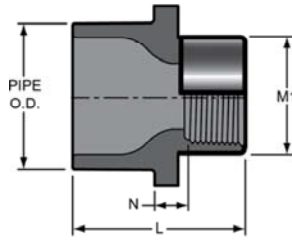
Part Number	Size	L	M1	N	Approx. Wt. (Lbs.)
878-005SR	1/2	1- 3/4	1- 3/16	1/8	.05
878-007SR	3/4	1-15/16	1- 3/8	3/16	.07
878-010SR	1	2- 1/4	1-23/32	7/32	.11
878-012SR	1-1/4	2-15/32	2- 1/16	1/4	.17
878-015SR	1-1/2	2-21/32	2- 7/16	9/32	.24
878-020SR	2	2-13/16	3	9/32	.37
878-030SR	3	3-27/32	4- 9/32	5/16	.91
878-040SR	4	4- 3/8	5- 1/4	5/8	1.36



Schedule 80 PVC Technical
Schedule 80 Fittings

**Female Spigot Adapter -
 Special Reinforced Reducing**

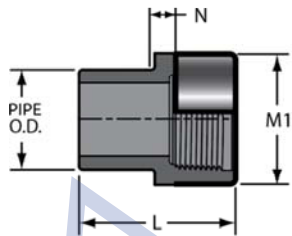
Spigot x SR Fipt - Stainless Steel Collar



Part Number	Size	L	M1	N	Approx. Wt. (Lbs.)
878-072SR	1/2X1/4	1-13/32	27/32	1/8	.02
878-098SR	3/4X1/4	1-27/32	27/32	7/32	.05
878-128SR	1X1/4	2- 3/8	27/32	21/32	.08

**Female Spigot Adapter -
 Encapsulated Special Reinforced, Spigot**

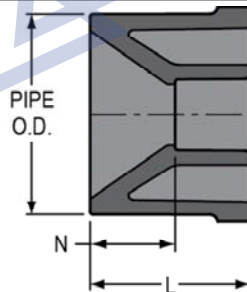
Spigot x ESR Fipt



Part Number	Size	L	M1	N	Approx. Wt. (Lbs.)
878-005ESR	1/2	1- 7/8	1- 9/32	1/8	.06
878-007ESR	3/4	2- 1/16	1-15/32	5/32	.08
878-010ESR	1	2- 3/8	1-25/32	7/32	.12
878-012ESR	1-1/4	2-9/16	2- 5/32	1/4	.19
878-015ESR	1-1/2	2-25/32	2- 1/2	9/32	.27
878-020ESR	2	2-29/32	3- 3/32	9/32	.40

**Reducer Bushing
 Flush Style**

Spigot x Socket



Part Number	Size	L	N	Approx. Wt. (Lbs.)
837-052	3/8X1/4	31/32	5/16	.02
837-072	1/2X1/4	1- 3/32	13/32	.01
837-073	1/2X3/8	1- 1/8	11/32	.01
837-101	3/4X1/2	1- 7/32	11/32	.02
837-129 ¹	1X3/8	1-9/16	3/4	.06
837-130	1X1/2	1-5/16	7/16	.05
837-131	1X3/4	1-11/32	5/16	.03
837-166	1-1/4X1/2	1- 1/2	5/8	.11
837-167	1-1/4X3/4	1- 1/2	1/2	.09

Suitable for Oil-Free air handling to 25 psi, not for distribution of compressed air or gas
 See Spears® Product Sourcebook for product offerings

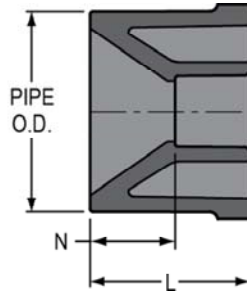
Spears® Manufacturing Company

Schedule 80 PVC Technical
Schedule 80 Fittings



**Reducer Bushing
 Flush Style**

Spigot x Socket



(Continued)

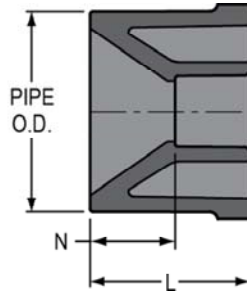
Part Number	Size	L	N	Approx. Wt. (Lbs.)
837-168	1-1/4X1	1-1/2	3/8	.06
837-209	1-1/2X1/2	1-23/32	13/16	.14
837-210	1-1/2X3/4	1- 5/8	5/8	.15
837-211	1-1/2X1	1-5/8	1/2	.12
837-212	1-1/2X1-1/4	1-5/8	3/8	.05
837-247	2X1/2	1-3/4	7/8	.25
837-248	2X3/4	1-23/32	23/32	.23
837-249	2X1	1-3/4	5/8	.23
837-250	2X1-1/4	1-23/32	7/16	.19
837-251	2X1-1/2	1-23/32	9/32	.14
837-287 ¹	2-1/2X1/2	2-1/4	1-11/32	.46
837-288 ¹	2-1/2X3/4	2-1/4	1-1/4	.44
837-289	2-1/2X1	2- 1/32	29/32	.41
837-290	2-1/2X1-1/4	2-1/8	7/8	.44
837-291	2-1/2X1-1/2	2- 5/32	3/4	.37
837-292	2-1/2X2	2- 1/16	17/32	.23
837-333	3X1/2	2-3/16	1-5/16	.61
837-334 ¹	3X3/4	2-7/16	1-7/16	.62
837-335	3X1	2-3/16	1-1/16	.59
837-336	3X1-1/4	2- 1/4	1	.62
837-337	3X1-1/2	2- 9/32	7/8	.63
837-338	3X2	2-7/32	11/16	.60
837-339	3X2-1/2	2-11/32	9/32	.37
837-415 ¹	4X1/2	2-7/8	2	1.37
837-416 ¹	4X3/4	2-13/16	1-13/16	1.35
837-417 ¹	4X1	2-29/32	1-3/4	1.35
837-418 ¹	4X1-1/4	2-23/32	1-9/16	1.07
837-419	4X1-1/2	2-9/16	1- 3/16	1.01
837-420	4X2	2-21/32	1-1/8	1.11
837-421	4X2-1/2	2-17/32	25/32	1.01
837-422	4X3	2- 9/16	11/16	.81
837-486 ¹	5X2	3-11/32	1-27/32	2.42
837-488 ¹	5X3	3-9/32	1-13/32	2.12
837-490	5X4	2-31/32	23/32	1.31
837-490F [*]	5X4	3	3/4	1.25
837-524 ¹	6X3/4	3-3/4	2-3/4	3.11
837-525 ¹	6X1	3-13/16	2-11/16	3.11
837-526 ¹	6X1-1/4	3-3/4	2-1/2	3.06
837-527 ¹	6X1-1/2	3- 3/4	2-11/32	3.01
837-528	6X2	3-1/2	2	2.87
837-529	6X2-1/2	3-7/8	2-1/8	3.37
837-530	6X3	3-1/2	1-5/8	2.93
837-532	6X4	3-1/2	1- 1/4	2.67



Schedule 80 PVC Technical
Schedule 80 Fittings

**Reducer Bushing
 Flush Style**

Spigot x Socket



(Continued)

Part Number	Size	L	N	Approx. Wt. (Lbs.)
837-533F*	6X5	3	7/16	1.54
837-534	6X5	3-17/32	7/8	1.94
837-577 ¹	8X1-1/2	5-1/8	3-3/4	6.88
837-578 ¹	8X2	4-15/16	3- 3/8	6.74
837-580 ¹	8X3	4-13/16	2-15/16	6.44
837-582 ¹	8X4	4- 1/2	2- 1/4	5.62
837-583 ¹	8X5	4-29/32		7.06
837-583F*	8X5	4-7/16	1-3/4	6.66
837-585	8X6	4- 3/8	1- 3/8	5.12
837-621 ¹	10X2	5-13/16	4-5/16	13.18
837-622 ¹	10X2-1/2	6-5/32	4-3/8	13.61
837-623 ¹	10X3	5-13/16	3-15/16	13.24
837-624 ¹	10X4	5-27/32	3-9/16	12.98
837-625F*	10X5	5-5/16	2-11/16	11.85
837-626	10X6	5- 5/16	2-5/16	10.30
837-628	10X8	5-5/16	1-5/16	10.70
837-628F*	10X8	5-1/4	1-1/4	8.12
837-663 ¹	12X3	7-5/32	5-9/32	21.72
837-664 ¹	12X4	6-13/16	4-9/16	20.91
837-666 ¹	12X6	6-23/32	3-23/32	20.40
837-666F ^{1*}	12X6	6-3/8	3-5/16	21.34
837-668	12X8	6-5/16	2-5/16	15.28
837-668F ^{1*}	12X8	6-3/8	2-5/16	21.74
837-670	12X10	6-5/16	1-5/16	11.69
837-670F*	12X10	6	1	11.03
837-694F*	14X4	7-13/16	5-13/16	29.85
837-696F*	14X6	7- 3/4	4-11/16	29.76
837-698F*	14X8	7-5/16	3-5/16	24.64
837-700F*	14X10	7-5/16	2-5/16	22.30
837-702F*	14X12	7	1	9.36
837-754F*	16X4	8-13/16	6-13/16	51.58
837-756F*	16X6	8- 3/4	5-11/16	48.26
837-758F*	16X8	8-5/16	4-5/16	43.14
837-760F*	16X10	8-5/16	3-5/16	41.03
837-762F*	16X12	8	2	27.86
837-764F*	16X14	8	1	18.50
837-786F*	18X6	9-3/4	6-11/16	71.93
837-788F*	18X8	9-5/16	5-5/16	66.81
837-790F*	18X10	9-5/16	4-5/16	63.22
837-792F*	18X12	9	3	51.82

Suitable for Oil-Free air handling to 25 psi, not for distribution of compressed air or gas
 See Spears® Product Sourcebook for product offerings

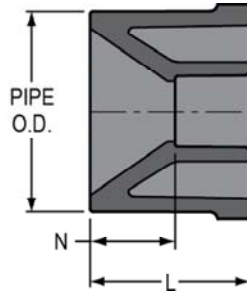
Spears® Manufacturing Company

Schedule 80 PVC Technical
Schedule 80 Fittings



**Reducer Bushing
 Flush Style**

Spigot x Socket



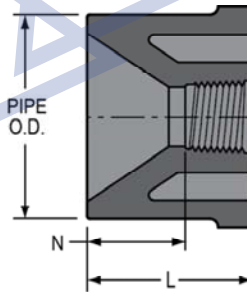
(Continued)

Part Number	Size	L	N	Approx. Wt. (Lbs.)
837-794F*	18X14	9	2	42.16
837-796F*	18X16	9	1	23.66
837-816F*	20X6	9-3/4	6-11/16	102.75
837-818F*	20X8	10-5/16	6-5/16	97.63
837-820F*	20X10	10-5/16	5-5/16	94.04
837-822F*	20X12	10	4	82.64
837-824F*	20X14	10	3	72.98
837-826F*	20X16	10	2	54.48
837-828F*	20X18	10	1	30.81
837-906F*	24X6	12-3/4	9-11/16	186.99
837-908F*	24X8	12-5/16	8-5/16	183.94
837-910F*	24X10	12-5/16	7-5/16	174.52
837-912F*	24X12	12	6	167.17
837-914F*	24X14	12	5	153.76
837-916F*	24X16	12	4	134.96
837-918F*	24X18	12	3	112.53
837-920F*	24X20	12	2	80.48

¹ Sized with Bushing
 * Fabricated

**Reducer Bushing
 Flush Style**

Spigot x Fipt



Part Number	Size	L	N	Approx. Wt. (Lbs.)
838-052	3/8X1/4	15/16	3/8	.01
838-071	1/2X1/8	1	9/16	.01
838-072	1/2X1/4	1	13/32	.02
838-073	1/2X3/8	1- 3/32	17/32	.01
838-098	3/4X1/4	1- 7/32	5/8	.03
838-099	3/4X3/8	1- 1/4	21/32	.03
838-101	3/4X1/2	1-7/32	1/2	.02
838-127	1X1/8	1-13/32	15/32	.07
838-128	1X1/4	1-13/32	25/32	.06
838-129	1X3/8	1-13/32	13/32	.06
838-130	1X1/2	1-11/32	19/32	.06

Made in the U.S.A.

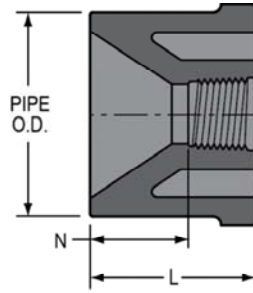
Suitable for Oil-Free air handling to 25 psi, not for distribution of compressed air or gas
 See Spears® Product Sourcebook for product offerings



Schedule 80 PVC Technical
Schedule 80 Fittings

**Reducer Bushing
 Flush Style**

Spigot x Fipt



(Continued)

Part Number	Size	L	N	Approx. Wt. (Lbs.)
838-131	1X3/4	1- 3/8	21/32	.04
838-166	1-1/4X1/2	1-15/32	23/32	.11
838-167	1-1/4X3/4	1-15/32	3/4	.09
838-168	1-1/4X1	1-7/16	1/2	.07
838-206	1-1/2X1/8	1-11/16	1- 1/4	.14
838-207	1-1/2X1/4	1- 9/16	15/16	.14
838-209	1-1/2X1/2	1-23/32	1	.18
838-210	1-1/2X3/4	1-9/16	13/16	.13
838-211	1-1/2X1	1-23/32	13/16	.14
838-212	1-1/2X1-1/4	1- 1/2	9/16	.09
838-247	2X1/2	1-29/32	1-3/16	.27
838-248	2X3/4	1-29/32	1- 5/32	.27
838-249	2X1	1-7/8	1	.28
838-250	2X1-1/4	1-19/32	21/32	.18
838-251	2X1-1/2	1- 9/16	9/16	.14
838-287	2-1/2X1/2	2- 3/8	1-21/32	.41
838-288	2-1/2X3/4	2- 7/16	1- 5/8	.44
838-289	2-1/2X1	2-1/8	1-7/32	.38
838-290	2-1/2X1-1/4	2-3/8	1-7/16	.42
838-291	2-1/2X1-1/2	2- 3/8	1-13/32	.47
838-292	2-1/2X2	2-1/32	1- 1/16	.25
838-334	3X3/4	2- 9/32	1-17/32	.59
838-335	3X1	2-1/4	1-3/8	.66
838-336	3X1-1/4	2-9/32	1-11/32	.58
838-337	3X1-1/2	2-9/32	1-5/16	.71
838-338	3X2	2- 3/16	1- 7/32	.55
838-339	3X2-1/2	2- 3/8	13/16	.45
838-419	4X1-1/2	2-27/32	1-29/32	1.25
838-420	4X2	2-21/32	1-21/32	1.10
838-421	4X2-1/2	2-21/32	1-5/32	1.07
838-422	4X3	2- 5/8	1-1/32	.86
838-528	6X2	3-1/2	2- 1/2	3.05
838-530	6X3	3-17/32	2- 1/8	3.06
838-532	6X4	3-17/32	2- 1/32	2.53

Suitable for Oil-Free air handling to 25 psi, not for distribution of compressed air or gas
 See Spears® Product Sourcebook for product offerings

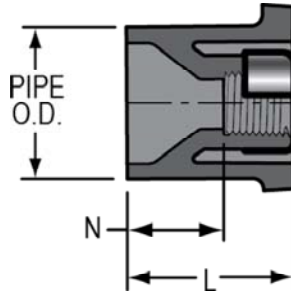
Spears® Manufacturing Company

Schedule 80 PVC Technical
Schedule 80 Fittings



Special Reinforced Reducer Bushing Flush Style

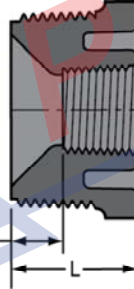
Spigot x SR Fipt - Stainless Steel Collar



Part Number	Size	L	N	Approx. Wt. (Lbs.)
838-128SR	1X1/4	1-13/32	25/32	.07
838-207SR	1-1/2X1/4	1-9/16	15/16	.15
838-166SR	1-1/4X1/2	1-1/2	3/4	.11
838-209SR	1-1/2X1/2	1-23/32	1	.17
838-210SR	1-1/2X3/4	1-9/16	13/16	.14
838-247SR	2X1/2	1-29/32	1-3/16	.28
838-248SR	2X3/4	1-29/32	1-5/32	.28
838-249SR	2X1	1-29/32	1	.29
838-334SR	3X3/4	2-9/32	1-17/32	.58
838-335SR	3X1	2-9/32	1-11/32	.65
838-336SR	3X1-1/4	2-9/32	1-11/32	.59
838-337SR	3X1-1/2	2-9/32	1-5/16	.61
838-528SR	6X2	3-1/2	2-9/16	3.01
838-530SR	6X3	3-9/32	1-7/8	2.93
838-532SR	6X4	3-1/2	2-1/32	2.62

Reducer Bushing (T.T.) Flush Style

Mipt x Fipt



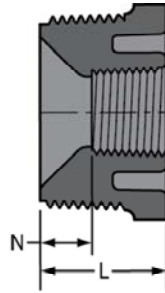
Part Number	Size	L	N	Approx. Wt. (Lbs.)
839-041	1/4X1/8	23/32	5/16	.00
839-052	3/8X1/4	25/32	3/16	.01
839-072	1/2X1/4	7/8	5/16	.01
839-073	1/2X3/8	15/16	11/32	.01
839-098	3/4X1/4	1	7/16	.03
839-099	3/4X3/8	1	7/16	.02
839-101	3/4X1/2	15/16	3/16	.01
839-128	1X1/4	1-1/8	17/32	.04
839-129	1X3/8	1-7/32	5/8	.05
839-130	1X1/2	1-1/16	11/32	.04
839-131	1X3/4	1-1/8	3/8	.03
839-166	1-1/4X1/2	1-9/32	9/16	.09
839-167	1-1/4X3/4	1-9/32	9/16	.08
839-168	1-1/4X1	1-3/16	9/32	.06
839-209	1-1/2X1/2	1-11/32	19/32	.12
839-210	1-1/2X3/4	1-11/32	19/32	.12



Schedule 80 PVC Technical
Schedule 80 Fittings

Reducer Bushing (T.T.) Flush Style

Mipt x Fipt

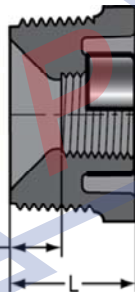


(Continued)

Part Number	Size	L	N	Approx. Wt. (Lbs.)
839-211	1-1/2X1	1-11/32	7/16	.10
839-212	1-1/2X1-1/4	1-11/32	13/32	.06
839-247	2X1/2	1- 3/8	21/32	.15
839-248	2X3/4	1- 3/8	5/8	.16
839-249	2X1	1- 3/8	15/32	.18
839-250	2X1-1/4	1- 3/8	7/16	.15
839-251	2X1-1/2	1- 3/8	13/32	.11
839-292	2-1/2X2	1-7/8	7/8	.21
839-337	3X1-1/2	1-15/16	15/16	.49
839-338	3X2	1-15/16	15/16	.44
839-339	3X2-1/2	1-15/16	5/8	.37
839-420	4X2	2- 1/8	1- 1/8	.82
839-422	4X3	2- 1/8	1/2	.71
839-532	6X4	3-17/32	1- 13/16	2.53

Reducer Bushing - Special Reinforced

Mipt x SR Fipt - Stainless Steel Collar



Part Number	Size	L	N	Approx. Wt. (Lbs.)
839-128SR	1X1/4	1- 1/8	9/16	.05
839-209SR	1-1/2X1/2	1-11/32	19/32	.12
839-210SR	1-1/2X3/4	1-11/32	19/32	.12
839-247SR	2X1/2	1- 3/8	5/8	.17
839-248SR	2X3/4	1- 3/8	5/8	.19
839-249SR	2X1	1- 3/8	15/32	.19
839-420SR	4X2	2- 1/8	1- 1/8	.87

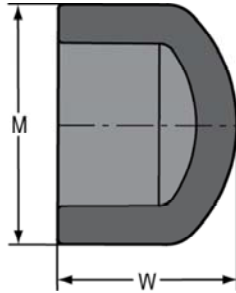
Suitable for Oil-Free air handling to 25 psi, not for distribution of compressed air or gas
 See Spears® Product Sourcebook for product offerings

Spears® Manufacturing Company

Schedule 80 PVC Technical
Schedule 80 Fittings



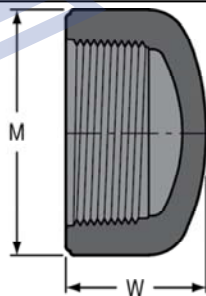
Cap
 Socket



Part Number	Size	M	W	Approx. Wt. (Lbs.)
847-002	1/4	13/16	29/32	.01
847-003	3/8	31/32	1- 1/8	.02
847-005	1/2	1- 3/16	1- 7/32	.03
847-007	3/4	1- 3/8	1-13/32	.04
847-010	1	1-11/16	1- 5/8	.07
847-012	1-1/4	2- 3/32	1-27/32	.12
847-015	1-1/2	2-11/32	2	.16
847-020	2	2-27/32	2-9/32	.25
847-025	2-1/2	3-17/32	2- 5/8	.48
847-030	3	4- 5/32	3- 1/32	.70
847-040	4	5-7/32	3-15/16	1.30
847-050F*	5	6- 1/2	4- 7/16	1.85
847-060	6	7-9/16	5-15/32	3.30
847-080	8	9-23/32	7-5/32	6.63
847-100F*	10	12- 1/4	5-15/16	7.89
847-120F*	12	14- 1/4	7- 1/8	11.29
847-140F*	14	15- 1/2	7- 3/8	13.19
847-160F*	16	17- 7/8	9	24.27
847-180F*	18	19-15/16	9- 1/4	32.09
847-200F*	20	22	14-1/4	49.04
847-240F*	24	26- 3/8	17- 1/4	83.70

* Fabricated

Cap
 Fipt



Part Number	Size	M	W	Approx. Wt. (Lbs.)
848-002	1/4	13/16	13/16	.01
848-003	3/8	15/16	7/8	.01
848-005	1/2	1- 3/16	1- 1/16	.03
848-007	3/4	1- 3/8	1-3/32	.04
848-010	1	1-27/32	1- 7/16	.10
848-012	1-1/4	2- 7/32	1-17/32	.14
848-015	1-1/2	2-17/32	1-19/32	.19
848-020	2	3-1/16	1-13/16	.28

Made in the U.S.A.

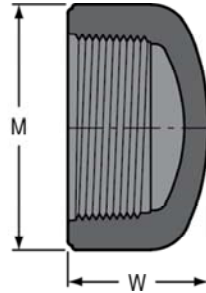
Suitable for Oil-Free air handling to 25 psi, not for distribution of compressed air or gas
 See Spears® Product Sourcebook for product offerings



Schedule 80 PVC Technical
Schedule 80 Fittings

Cap
 Fipt

(Continued)

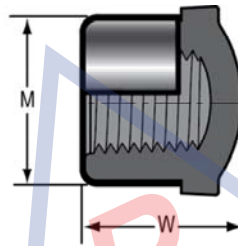


Part Number	Size	M	W	Approx. Wt. (Lbs.)
848-025	2-1/2	3-11/16	2-15/32	.53
848-030	3	4- 3/8	2- 7/16	.75
848-040	4	5-17/32	3	1.28
848-060F*	6	7- 3/16	4- 3/8	2.07
848-080F*	8	9- 3/8	4- 3/8	3.53
848-100F*	10	11-7/8	5-3/4	5.94
848-120F*	12	13-13/16	6-3/16	10.24

* Fabricated

Cap - Special Reinforced

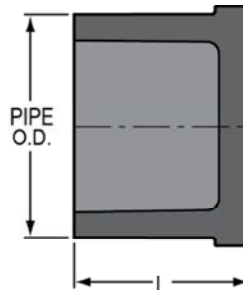
SR Fipt - Stainless Steel Collar



Part Number	Size	M	W	Approx. Wt. (Lbs.)
848-002SR	1/4	27/32	15/16	.01
848-003SR	3/8	31/32	29/32	.02
848-005SR	1/2	1- 3/16	1-3/32	.04
848-007SR	3/4	1- 3/8	1- 3/32	.05
848-030SR	3	4- 9/32	2- 7/16	.79

Plug

Spigot



Part Number	Size	L	Approx. Wt. (Lbs.)
849-005	1/2	1-5/32	.02
849-007	3/4	1- 1/4	.03
849-010	1	1- 3/8	.06
849-012	1-1/4	1-17/32	.09

Suitable for Oil-Free air handling to 25 psi, not for distribution of compressed air or gas
 See Spears® Product Sourcebook for product offerings

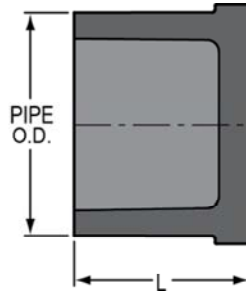
Spears® Manufacturing Company

Schedule 80 PVC Technical
Schedule 80 Fittings



Plug
 Spigot

(Continued)



Part Number	Size	L	Approx. Wt. (Lbs.)
849-015	1-1/2	1-11/16	.13
849-020	2	1- 7/8	.21
849-025F ^{4*}	2-1/2	5- 3/8	1.03
849-030F ^{4*}	3	5-7/8	1.51
849-040F ^{4*}	4	6-15/16	2.37
849-060F ^{4*}	6	9-5/8	6.71
849-080F ^{4*}	8	12-3/16	12.72
849-100F ^{4*}	10	12-1/4	19.14
849-120F ^{4*}	12	14-1/8	26.34
849-140F ^{4*}	14	15-3/8	33.82
849-160CF ^{4*}	16	18	57.90
849-180F ^{4*}	18	19-1/4	74.02
849-200F ^{4*}	20	25-1/4	120.87
849-240F ^{4*}	24	30-1/4	205.01

⁴ Plug fabricated using Cap and pipe spigot.
 * Fabricated

Plug
 Mipt

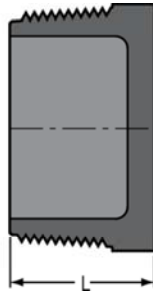


Part Number	Size	L	Approx. Wt. (Lbs.)
850-002	1/4	23/32	.01
850-003	3/8	3/4	.01
850-005	1/2	27/32	.01
850-007	3/4	7/8	.02
850-010	1	1- 1/16	.04
850-012	1-1/4	1-5/16	.07
850-015	1-1/2	1-3/8	.09
850-020	2	1- 3/8	.15
850-025	2-1/2	1-13/16	.28
850-030	3	1- 7/8	.41
850-040	4	2-1/8	.76
850-060	6	2- 3/32	1.73
850-080	8	2-13/32	3.25
850-080F ^{4*}	8	9-11/16	11.43



Schedule 80 PVC Technical
Schedule 80 Fittings

Plug
 Mipt



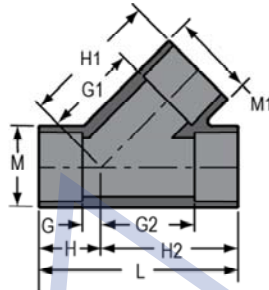
(Continued)

Part Number	Size	L	Approx. Wt. (Lbs.)
850-100F ^{4*}	10	8- 7/16	12.33
850-120F ^{4*}	12	10-5/8	21.38

⁴ Plug fabricated using Cap and threaded pipe.
 * Fabricated

Wye

Socket x Socket
 1/2" - 2" - 235 psi Maximum Internal Pressure Rating @ 73°F (23°C)
 2-1/2" - 6" - 150 psi Maximum Internal Pressure Rating @ 73°F (23°C)
 8" -10" & All Fabricated Sizes - 100 psi Maximum Internal Pressure Rating @ 73°F (23°C)
 12" 80 psi Maximum Internal Pressure Rating @ 73°F (23°C)



Part Number	Size	G	G1	G2	H	H1	H2	L	M	M1	Approx. Wt. (Lbs.)
875-005	1/2	1/4	1-3/16	1-3/16	1-5/32	2- 1/16	2-1/16	3-7/32	1- 5/32	1- 5/32	.12
875-007	3/4	9/32	1-13/32	1-13/32	1-9/32	2-13/32	2-13/32	3-11/16	1- 3/8	1- 3/8	.18
875-010	1	11/32	1- 3/4	1- 3/4	1-15/32	2-7/8	2- 7/8	4-11/32	1-11/16	1-11/16	.30
875-012	1-1/4	13/32	2-3/16	2-3/16	1-21/32	3-15/32	3-15/32	5-1/8	2- 1/16	2- 1/16	.50
875-015	1-1/2	15/32	2-19/32	2-19/32	1-27/32	3-31/32	3-31/32	5-13/16	2-11/32	2-11/32	.68
875-020	2	5/8	3- 7/32	3- 7/32	2- 5/32	4-23/32	4-23/32	6- 7/8	2- 7/8	2- 7/8	1.20
875-025	2-1/2	27/32	3-31/32	3-31/32	2-19/32	5-23/32	5-23/32	8- 5/16	3- 1/2	3- 1/2	2.00
875-030	3	31/32	4- 3/4	4- 3/4	2-7/8	6- 5/8	6-5/8	9- 1/2	4- 3/16	4- 3/16	2.99
875-040	4	1-7/32	6- 1/32	6- 1/32	3-15/32	8- 9/32	8- 9/32	11-3/4	5- 1/4	5- 1/4	5.16
875-050F ^{2*}	5	5- 1/8	10-11/16	10-11/16	8- 1/8	13-11/16	13-11/16	21-13/16	6- 5/16	6- 5/16	16.29
875-060	6	1-13/32	8-21/32	8-1/16	4-13/32	11-21/32	11-1/16	15-15/32	7- 9/16	7- 9/16	12.15
875-080	8	2-1/32	11-9/32	11-9/32	6-1/32	15-9/32	15-9/32	21- 5/16	9- 3/4	9- 3/4	25.85
875-080F ^{2*}	8	5- 1/16	15- 7/8	13-11/16	9- 5/16	20- 1/8	17-15/16	27- 1/4	9- 5/8	9- 5/8	36.27
875-100F ^{2*}	10	6- 1/2	18- 7/8	17- 1/4	11- 3/4	24- 1/8	22- 1/2	34- 1/4	11-15/16	11-15/16	64.85
875-120F ^{2*}	12	7- 1/8	21-13/16	19- 7/8	13- 3/8	28- 1/16	26- 1/8	39- 1/2	14- 1/8	14- 1/8	97.24
875-140F ^{2*}	14	9-13/16	23-13/16	23-13/16	16-13/16	30-13/16	30-13/16	47- 5/8	15- 1/2	15- 1/2	139.07
875-160F ^{2*}	16	10- 1/8	26- 1/8	26- 1/8	18- 1/8	34- 1/8	34- 1/8	52- 1/4	17-11/16	17-11/16	187.13
875-180F ^{2*}	18	10	29- 3/8	28	19	38- 3/8	37	56	19- 7/8	19- 7/8	255.22
875-200F ^{2*}	20	11- 5/8	31- 5/8	31- 5/8	21- 5/8	41- 5/8	41- 5/8	63- 1/4	22- 1/16	22- 1/16	350.00
875-240F ^{2*}	24	14- 1/4	38- 1/4	38- 1/4	26- 1/4	50- 1/4	50- 1/4	76- 1/2	26- 7/16	26- 7/16	630.86

¹ Sized with Bushing
² Fiberglass reinforced.
 * Fabricated

Suitable for Oil-Free air handling to 25 psi, not for distribution of compressed air or gas
 See Spears® Product Sourcebook for product offerings

Spears® Manufacturing Company

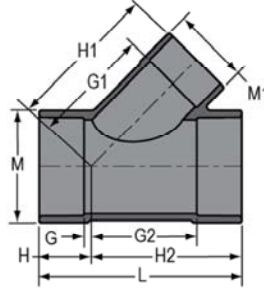
Schedule 80 PVC Technical
Schedule 80 Fittings



Wye - Reducing

Socket x Socket x Socket

1/2" - 2" - 235 psi Maximum Internal Pressure Rating @ 73°F (23°C)
 2-1/2" - 6" - 150 psi Maximum Internal Pressure Rating @ 73°F (23°C)
 8" - 10" & All Fabricated Sizes - 100 psi Maximum Internal Pressure Rating @ 73°F (23°C)
 12" 80 psi Maximum Internal Pressure Rating @ 73°F (23°C)



Part Number	Size	G	G1	G2	H	H1	H2	L	M	M1	Approx. Wt. (Lbs.)
875-131 ¹	1X3/4	11/32	2-1/16	1-3/4	1-15/32	3-3/32	2-7/8	4-11/32	1-11/16	1-11/16	.34
875-167 ¹	1-1/4X3/4	13/32	2-11/16	2-3/16	1-21/32	3-23/32	3-15/32	5- 1/8	2- 1/16	2- 1/16	.59
875-168 ¹	1-1/4X1	13/32	2-9/16	2-3/16	1-21/32	3-23/32	3-15/32	5- 1/8	2- 1/16	2- 1/16	.56
875-210 ¹	1-1/2X3/4	15/32	3-7/32	2-19/32	1-29/32	4-7/32	3-31/32	5-13/16	2-11/32	2-11/32	.84
875-211 ¹	1-1/2X1	15/32	3-3/32	2-19/32	1-27/32	4-7/32	3-31/32	5-13/16	2-11/32	2-11/32	.81
875-212 ¹	1-1/2X1-1/4	15/32	2-15/16	2-19/32	1-27/32	4-7/32	3-31/32	5-13/16	2-11/32	2-11/32	.74
875-248 ¹	2X3/4	5/8	3-15/16	3- 7/32	2- 5/32	4-15/16	4-27/32	6- 7/8	2- 7/8	2- 7/8	1.44
875-250 ¹	2X1-1/4	5/8	3-21/32	3-7/32	2- 5/32	4-15/16	4-23/32	6- 7/8	2- 7/8	2- 7/8	1.39
875-291 ¹	2-1/2X1-1/2	27/32	4-23/32	3-31/32	2-19/32	6-1/8	5-23/32	8-5/16	3-1/2	3-1/2	2.37
875-292 ¹	2-1/2X2-1/2X2	27/32	4-1/2	3-31/32	2-19/32	6	5-23/32	8-5/16	3-1/2	3-1/2	2.23
875-335 ¹	3X1	31/32	5-13/16	4-3/4	2-7/8	6-31/32	6-5/8	9-1/2	4- 3/16	4- 3/16	3.58
875-336 ¹	3X1-1/4	31/32	5- 3/4	4-3/4	2-7/8	7-1/32	6-5/8	9-1/2	4- 3/16	4- 3/16	3.62
875-337 ¹	3X1-1/2	31/32	5-3/4	4-3/4	2-7/8	7-1/32	6-5/8	9-1/2	4- 3/16	4- 3/16	3.62
875-338 ¹	3X2	31/32	5-7/16	4- 3/4	2- 7/8	6-31/32	6- 5/8	9- 1/2	4- 3/16	4- 3/16	3.59
875-339 ¹	3X2-1/2	7/8	4- 1/8	4-21/32	2- 3/4	6- 3/4	6	8- 3/4	4- 3/16	4- 3/16	3.36
875-419 ¹	4X1-1/2	1-3/32	5-3/16	4-15/32	2-5/32	6-19/32	4-15/32	8-29/32	5-1/4	2-7/8	3.18
875-420	4X2	3/32	4-7/8	4-15/32	2-5/32	6-3/8	6-3/4	8-29/32	5-1/4	2-7/8	3.03
875-420F ^{2*}	4X2	2-1/4	7-13/16	6-3/4	4-1/2	9-9/16	9	13-1/2	5-3/16	2-13/16	6.92
875-421F ^{2*}	4X2-1/2	1-7/8	8-1/4	6-3/8	4-1/8	10-1/4	8-5/8	12-3/4	5-3/16	3-7/16	8.63
875-422	4X3	5/8	5- 7/16	5-9/32	2-7/8	7- 5/16	7-1/2	10-3/8	5- 1/4	4-3/16	4.07
875-528 ¹	6X2	0	8-23/32	6-11/16	3	10-1/4	9-11/16	12-11/16	7- 9/16	5- 7/16	9.84
875-528F ^{2*}	6X2	1-15/16	9- 3/16	8- 9/16	5- 3/16	10-15/16	11-13/16	17	7- 1/2	2-13/16	10.90
875-530 ¹	6X3	0	8-9/32	6-11/16	3	10-3/16	9-11/16	12-11/16	7- 9/16	5-7/16	9.53
875-530F ^{2*}	6X3	2-15/16	10- 5/16	9- 9/16	6- 3/16	12- 9/16	12-13/16	19	7- 1/2	4- 1/8	13.92
875-532	6X4	0	7-5/8	6-11/16	3	9-7/8	9-11/16	12-11/16	7- 9/16	5- 7/16	8.72
875-578 ¹	8X2	15/32	10-3/16	8-1/4	3-17/32	11-23/32	12-1/4	15-25/32	9-23/32	5-1/4	15.43
875-578F ^{2*}	8X2	7/8	10- 1/2	9- 1/2	5- 1/8	12- 1/4	13- 3/4	18- 7/8	9- 5/8	2-13/16	17.95
875-579F ^{2*}	8X2-1/2	1- 7/16	10-15/16	10- 1/16	5-11/16	12-15/16	14- 5/16	20	9- 5/8	3- 7/16	18.94
875-580F ^{2*}	8X3	1-15/16	11- 5/8	10- 9/16	6- 3/16	13- 7/8	14-13/16	21	9- 5/8	4- 1/8	21.91
875-582	8X4	15/32	9-1/16	8-1/4	3-17/32	11-5/16	12-1/4	15-3/4	9-23/32	5- 1/4	14.31
875-582F ^{2*}	8X4	2-15/16	11- 7/8	11- 9/16	7- 3/16	14- 1/8	15-13/16	23	9- 5/8	5- 3/16	23.96
875-585 ¹	8X6	2-1/32	12-21/32	11-9/32	6-1/32	15-11/16	15-9/32	21-5/16	9-3/4	9-3/4	30.97
875-585F ^{2*}	8X6	4-15/16	13-15/16	13- 9/16	9- 3/16	17- 3/16	17-13/16	27	9- 5/8	7- 1/2	32.96
875-621F ^{2*}	10X2	1/4	11- 7/8	10- 1/2	5	13- 5/8	15- 3/4	20- 3/4	11-15/16	2-13/16	27.04
875-622F ^{2*}	10X2-1/2	1/8	12- 5/16	10- 7/8	5- 3/8	14- 5/16	16- 1/8	21- 1/2	11-15/16	3- 7/16	25.74
875-623 ¹	10X3	3/16	13-17/32	11	4-13/16	15-7/16	16	20-13/16	12-1/16	7-5/8	31.14
875-623F ^{2*}	10X3	3/4	13	11- 1/2	6	15- 1/4	16- 3/4	22- 3/4	11-15/16	4- 1/8	31.80
875-624F ^{2*}	10X4	1- 3/4	13- 1/4	12- 1/2	7	15- 1/2	17- 3/4	24- 3/4	11-15/16	5- 3/16	34.36
875-625F ^{2*}	10X5	3	14-1/16	13-3/4	8-1/4	17-1/16	19	27-1/4	11-15/16	6-5/16	39.20
875-626	10X6	-3/16	11-29/32	11	4-13/16	14-15/16	16	20-13/16	12- 1/16	7-5/8	28.20



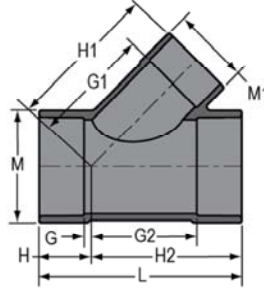
Schedule 80 PVC Technical
Schedule 80 Fittings

Wye - Reducing

(Continued)

Socket x Socket x Socket

1/2" - 2" - 235 psi Maximum Internal Pressure Rating @ 73°F (23°C)
 2-1/2" - 6" - 150 psi Maximum Internal Pressure Rating @ 73°F (23°C)
 8" - 10" & All Fabricated Sizes - 100 psi Maximum Internal Pressure Rating @ 73°F (23°C)
 12" 80 psi Maximum Internal Pressure Rating @ 73°F (23°C)



Part Number	Size	G	G1	G2	H	H1	H2	L	M	M1	Approx. Wt. (Lbs.)
875-626F ²	10X6	3- 3/4	15- 5/16	14- 1/2	9	18- 9/16	19- 3/4	28- 3/4	11-15/16	7- 1/2	42.68
875-628	10X8	1-7/16	12-7/8	12-7/16	6-7/16	16-7/8	17-7/16	23-7/8	12-3/32	9-3/4	35.44
875-628F ²	10X8	5- 1/4	17- 1/4	16	10- 1/2	21- 1/2	21- 1/4	31- 3/4	11-15/16	9- 5/8	55.18
875-661F ²	12X2	1- 5/16	13- 3/16	11- 7/16	4-15/16	14-15/16	17-11/16	22- 5/8	14- 1/8	2-13/16	37.57
875-662F ²	12X2-1/2	15/16	13- 5/8	11-13/16	5- 5/16	15- 5/8	18- 1/16	23- 3/8	14- 1/8	3- 7/16	37.26
875-663F ²	12X3	1/8	14- 5/16	12- 7/8	6- 3/8	16- 9/16	19- 1/8	25- 1/2	14- 1/8	4- 1/8	43.39
875-664F ²	12X4	5/8	14- 9/16	13- 3/8	6- 7/8	16-13/16	19- 5/8	26- 1/2	14- 1/8	5- 3/16	49.09
875-666F ²	12X6	2- 5/8	16- 5/8	15- 3/8	8- 7/8	19- 7/8	21- 5/8	30- 1/2	14- 1/8	7- 1/2	60.92
875-668F ²	12X8	4- 1/4	18- 9/16	17	10- 1/2	22-13/16	23- 1/4	33- 3/4	14- 1/8	9- 5/8	71.03
875-670F ²	12X10	5- 3/4	20- 3/16	18- 1/2	12	25- 7/16	24- 3/4	36- 3/4	14- 1/8	11-15/16	83.70
875-694F ²	14X4	1- 1/4	15- 5/16	15- 1/4	8- 1/4	17- 9/16	22- 1/4	30- 1/2	15- 1/2	5- 3/16	63.85
875-696F ²	14X6	2	17- 3/8	16	9	20- 5/8	23	32	15- 1/2	7- 1/2	70.63
875-698F ²	14X8	4- 1/4	19- 5/16	18- 1/4	11- 1/4	23- 9/16	25- 1/4	36- 1/2	15- 1/2	9- 5/8	90.50
875-700F ²	14X10	5- 3/4	20-15/16	19- 3/4	12- 3/4	26- 3/16	26- 3/4	39- 1/2	15- 1/2	11-15/16	104.29
875-702F ²	14X12	7- 1/4	22- 9/16	21- 1/4	14- 1/4	28-13/16	28- 1/4	42- 1/2	15- 1/2	14- 1/8	123.89
875-754F ²	16X4	1- 1/8	16- 5/8	17- 1/8	9- 1/8	18- 7/8	25- 1/8	34- 1/4	17-11/16	5- 3/16	95.48
875-756F ²	16X6	1- 5/8	18-11/16	17- 5/8	9- 5/8	21-15/16	25- 5/8	35- 1/4	17-11/16	7- 1/2	99.22
875-758F ²	16X8	3- 5/8	20- 5/8	19- 5/8	11- 5/8	24- 7/8	27- 5/8	39- 1/4	17-11/16	9- 5/8	113.88
875-760F ²	16X10	5- 1/8	22- 1/4	21- 1/8	13- 1/8	27- 1/2	29- 1/8	42- 1/4	17-11/16	11-15/16	127.70
875-762F ²	16X12	6- 1/2	23- 7/8	22- 1/2	14- 1/2	30- 1/8	30- 1/2	45	17-11/16	14- 1/8	142.79
875-764F ²	16X14	7- 7/8	25- 1/8	23- 7/8	15- 7/8	32- 1/8	31- 7/8	47- 3/4	17-11/16	15- 1/2	169.27
875-784F ²	18X4	0	17- 7/8	18	9	20- 1/8	27	36	19- 7/8	5- 3/16	116.62
875-786F ²	18X6	3/8	20- 1/8	18- 9/16	9- 3/8	23- 3/8	27- 9/16	36-15/16	19- 7/8	7- 1/2	123.45
875-788F ²	18X8	3	21- 7/8	21	12	26- 1/8	30	42	19- 7/8	9- 5/8	134.35
875-790F ²	18X10	4- 1/2	23- 1/2	22- 1/2	13- 1/2	28- 3/4	31- 1/2	45	19- 7/8	11-15/16	164.27
875-792F ²	18X12	6	25- 1/8	24	15	31- 3/8	33	48	19- 7/8	14- 1/8	184.55
875-794F ²	18X14	7	26- 3/8	25	16	33- 3/8	34	50	19- 7/8	15- 1/2	202.86
875-796F ²	18X16	8- 1/2	27- 3/8	26- 1/2	17- 1/2	35- 3/8	35- 1/2	53	19- 7/8	17-11/16	223.61
875-814F ²	20X4	1	19- 3/16	19	9	21- 7/16	29	38	22- 1/16	5- 3/16	153.19
875-816F ²	20X6	1/8	21- 1/4	19- 7/8	9- 7/8	24- 1/2	29- 7/8	39- 3/4	22- 1/16	7- 1/2	161.16
875-818F ²	20X8	2- 5/8	23- 3/16	22- 5/8	12- 5/8	27- 7/16	32- 5/8	45- 1/4	22- 1/16	9- 5/8	184.53
875-820F ²	20X10	4- 1/8	24-13/16	24- 1/8	14- 1/8	30- 1/16	34- 1/8	48- 1/4	22- 1/16	11-15/16	192.96
875-822F ²	20X12	5- 5/8	26- 7/16	25- 5/8	15- 5/8	32-11/16	35- 5/8	51- 1/4	22- 1/16	14- 1/8	232.59
875-824F ²	20X14	7- 1/8	27-11/16	27- 1/8	17- 1/8	34-11/16	37- 1/8	54- 1/4	22- 1/16	15- 1/2	243.74
875-826F ²	20X16	8- 1/2	28-11/16	28- 1/2	18- 1/2	36-11/16	38- 1/2	57	22- 1/16	17-11/16	252.79
875-828F ²	20X18	10- 1/8	30-11/16	30- 1/8	20- 1/8	39-11/16	40- 1/8	60- 1/4	22- 1/16	19- 7/8	255.61
875-904F ²	24X4	3	21- 3/4	21	9	24	33	42	26- 7/16	5- 3/16	248.00
875-906F ²	24X6	7/8	23-13/16	23- 1/8	11- 1/8	27- 1/16	35- 1/8	46- 1/4	26- 7/16	7- 1/2	248.71
875-908F ²	24X8	1- 3/4	25- 3/4	25- 3/4	13- 3/4	30	37- 3/4	51- 1/2	26- 7/16	9- 5/8	278.26

Suitable for Oil-Free air handling to 25 psi, not for distribution of compressed air or gas
 See Spears® Product Sourcebook for product offerings

Spears® Manufacturing Company

Schedule 80 PVC Technical
Schedule 80 Fittings

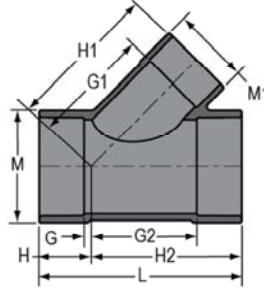


Wye - Reducing

(Continued)

Socket x Socket x Socket

1/2" - 2" - 235 psi Maximum Internal Pressure Rating @ 73°F (23°C)
 2-1/2" - 6" - 150 psi Maximum Internal Pressure Rating @ 73°F (23°C)
 8" - 10" & All Fabricated Sizes - 100 psi Maximum Internal Pressure Rating @ 73°F (23°C)
 12" 80 psi Maximum Internal Pressure Rating @ 73°F (23°C)



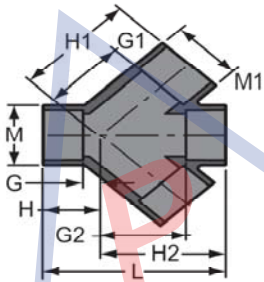
Part Number	Size	G	G1	G2	H	H1	H2	L	M	M1	Approx. Wt. (Lbs.)
875-910F ^{2*}	24X10	3- 1/4	27- 3/8	27- 1/4	15- 1/4	32- 5/8	39- 1/4	54- 1/2	26- 7/16	11-15/16	299.97
875-912F ^{2*}	24X12	4- 3/4	29	28- 3/4	16- 3/4	35- 1/4	40- 3/4	57- 1/2	26- 7/16	14- 1/8	311.44
875-914F ^{2*}	24X14	6- 1/4	30- 1/4	30- 1/4	18- 1/4	37- 1/4	42- 1/4	60- 1/2	26- 7/16	15- 1/2	343.67
875-916F ^{2*}	24X16	7- 3/4	31- 1/4	31- 3/4	19- 3/4	39- 1/4	43- 3/4	63- 1/2	26- 7/16	17-11/16	395.00
875-918F ^{2*}	24X18	9- 1/4	33- 1/4	33- 1/4	21- 1/4	42- 1/4	45- 1/4	66- 1/2	26- 7/16	19- 7/8	417.96
875-920F ^{2*}	24X20	9- 5/8	34- 3/16	33- 5/8	21- 5/8	44- 3/16	45- 5/8	67- 1/4	26- 7/16	22- 1/16	381.21

¹ Sized with Bushing
² Fiberglass reinforced.
 * Fabricated

Double Wye

Socket x Socket x Socket x Socket

100 psi Maximum Internal Pressure Rating @ 73°F (23°C)



Part Number	Size	G	G1	G2	H	H1	H2	L	M	M1	Approx. Wt. (Lbs.)
876-020F ^{2*}	2	3-15/16	5-5/8	6-5/16	5- 7/16	7-3/16	7-13/16	13-1/4	2- 7/8	2- 7/8	4.62
876-030F ^{2*}	3	4-3/4	8-1/4	8-1/4	6-5/8	10-3/16	10-3/16	16-13/16	4- 3/16	4- 3/16	9.72
876-040F ^{2*}	4	4-11/16	9- 3/16	9- 3/16	6-15/16	11- 7/16	11- 7/16	18- 3/8	5- 3/16	5- 3/16	12.44
876-060F ^{2*}	6	4-15/16	12- 5/8	11- 9/16	8- 3/16	15- 7/8	14-13/16	23	7- 1/2	7- 1/2	28.50
876-080F ^{2*}	8	5- 1/16	15- 7/8	13-11/16	9- 5/16	20- 1/8	17-15/16	27- 1/4	9- 5/8	9- 5/8	51.65
876-100F ^{2*}	10	6- 1/2	18- 7/8	17- 1/4	11- 3/4	24- 1/8	22- 1/2	34- 1/4	11-15/16	11-15/16	90.83
876-120F ^{2*}	12	7- 1/8	21-13/16	19- 7/8	13- 3/8	28- 1/16	26- 1/8	39- 1/2	14- 1/8	14- 1/8	130.08

* Fabricated
 2-Fiberglass Reinforced

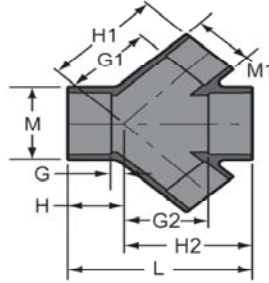


Schedule 80 PVC Technical
Schedule 80 Fittings

Double Wye - Reducing

Socket x Socket x Socket x Socket

Size 3" is 150 psi, all Fabricated Sizes- 100 psi
 Maximum Internal Pressure Rating @ 73°F (23° C)



Part Number	Size	G	G1	G2	H	H1	H2	L	M	M1	Approx. Wt. (Lbs.)
876-338	3X2	3/16	4- 1/4	4	2-16	5- 3/4	5-7/8	7-15/16	4- 3/16	2- 7/8	2.27
876-420F ^{2*}	4X2	2-1/4	7-13/16	6-3/4	4-1/2	9-9/16	9	13-1/2	5-3/16	2-13/16	8.21
876-421F ^{2*}	4X2-1/2	1-7/8	8-1/4	6-3/8	4-1/8	10-1/4	8-5/8	12-3/4	5-3/16	3-7/16	7.37
876-422F ^{2*}	4X3	4-11/16	9-7/8	9- 3/16	6-15/16	11-13/16	11- 7/16	18- 3/8	5- 3/16	5- 3/16	15.12
876-528F ^{2*}	6X2	1-15/16	9- 3/16	8- 9/16	5- 3/16	10-15/16	11-13/16	17	7- 1/2	2-13/16	12.53
876-529F ^{2*}	6X2-1/2	2- 7/16	9- 5/8	9- 1/16	5-11/16	11- 5/8	12- 5/16	18	7- 1/2	3- 7/16	10.98
876-530F ^{2*}	6X3	2-15/16	10- 5/16	9- 9/16	6- 3/16	12- 9/16	12-13/16	19	7- 1/2	4- 1/8	15.11
876-532F ^{2*}	6X4	3-15/16	10- 9/16	10- 9/16	7- 3/16	12-13/16	13-13/16	21	7- 1/2	5- 3/16	19.72
876-578F ^{2*}	8X2	7/8	10- 1/2	9- 1/2	5- 1/8	12- 1/4	13- 3/4	18- 7/8	9- 5/8	2-13/16	15.51
876-579F ^{2*}	8X2-1/2	1- 7/16	10-15/16	10- 1/16	5-11/16	12-15/16	14- 5/16	20	9- 5/8	3- 7/16	17.73
876-580F ^{2*}	8X3	1-15/16	11- 5/8	10- 9/16	6- 3/16	13- 7/8	14-13/16	21	9- 5/8	4- 1/8	23.37
876-582F ^{2*}	8X4	2-15/16	11- 7/8	11- 9/16	7- 3/16	14- 1/8	15-13/16	23	9- 5/8	5- 3/16	26.78
876-585F ^{2*}	8X6	4-15/16	13-15/16	13- 9/16	9- 3/16	17- 3/16	17-13/16	27	9- 5/8	7- 1/2	38.76
876-621F ^{2*}	10X2	1/4	11- 7/8	10- 1/2	5	13- 5/8	15- 3/4	20- 3/4	11-15/16	2-13/16	23.94
876-622F ^{2*}	10X2-1/2	1/8	12- 5/16	10- 7/8	5- 3/8	14- 5/16	16- 1/8	21- 1/2	11-15/16	3- 7/16	25.90
876-623F ^{2*}	10X3	3/4	13	11- 1/2	6	15- 1/4	16- 3/4	22- 3/4	11-15/16	4- 1/8	27.46
876-624F ^{2*}	10X4	1- 3/4	13- 1/4	12- 1/2	7	15- 1/2	17- 3/4	24- 3/4	11-15/16	5- 3/16	36.78
876-626F ^{2*}	10X6	3- 3/4	15- 5/16	14- 1/2	9	18- 9/16	19- 3/4	28- 3/4	11-15/16	7- 1/2	51.27
876-628F ^{2*}	10X8	5- 1/4	17- 1/4	16	10- 1/2	21- 1/2	21- 1/4	31- 3/4	11-15/16	9- 5/8	64.95
876-661F ^{2*}	12X2	1- 5/16	13- 3/16	11- 7/16	4-15/16	14-15/16	17-11/16	22- 5/8	14- 1/8	2-13/16	36.07
876-662F ^{2*}	12X2-1/2	15/16	13- 5/8	11-13/16	5- 5/16	15- 5/8	18- 1/16	23- 3/8	14- 1/8	3- 7/16	38.32
876-663F ^{2*}	12X3	1/8	14-15/16	12- 7/8	6- 3/8	16- 9/16	19- 1/8	25- 1/2	14- 1/8	4- 1/8	42.04
876-664F ^{2*}	12X4	5/8	14- 9/16	13- 3/8	6- 7/8	16-13/16	19- 5/8	26- 1/2	14- 1/8	5- 3/16	50.88
876-666F ^{2*}	12X6	2- 5/8	16- 5/8	15- 3/8	8- 7/8	19- 7/8	21- 5/8	30- 1/2	14- 1/8	7- 1/2	68.01
876-668F ^{2*}	12X8	4- 1/4	18- 9/16	17	10- 1/2	22-13/16	23- 1/4	33- 3/4	14- 1/8	9- 5/8	80.90
876-670F ^{2*}	12X10	5- 3/4	20- 3/16	18- 1/2	12	25- 7/16	24- 3/4	36- 3/4	14- 1/8	11-15/16	89.92

² Fiberglass reinforced.
 * Fabricated