



SH 30



SH 50



SH 81



SH 81-TOP








SH 121-TOP

Model/Description	Unit	SH30	SH50	SH81	SH81-TOP	SH 121-TOP
Tool Diameter	mm inch	53 2.1	100 4	140 5.6	140 5.6	155 6.2
Weight of Main Body	kg lbs	86 189	472 1041	837 1845	837 1845	1157 2551
Operating Weight (Connector & Chisel)	kg lbs	156 343	885 1951	1816 4003	1851 4081	2760 6086
Impact Rate	bpm	600-1100	350-700	350-500	350-500	300-450
Operating Pressure	psi bar	1280-1700 90-120	2130-2420 150-170	2280-2560 160-180	2280-2560 160-180	2280-2560 160-180
Required Oil Flow	l/min gal/min	26-41 7-11	80-110 21-29	125-150 33-40	125-150 33-40	170-230 43-57
Hose Diameter	inch	1/2	3/4	1	1	1 1/4
Applicable Carrier weight	ton	3.0-4.5	10.0-15.0	16.0-25.0	16.0-25.0	29.0-33.0

Item	Part no.	Description	Model
1	SH30/1	BREAKER HYD (SIDE TYPE)	DX35Z
2	SH50/1	BREAKER HYD (SIDE TYPE)	DX140
3	SH81/1	BREAKER HYD (SIDE TYPE)	DX225
4	SH81-TOP	BREAKER HYD (TOP TYPE)	DX225
5	SH81-CAT320-TOP	BREAKER HYD (TOP TYPE)	CAT320
6	SH81-PC200-TOP	BREAKER HYD (TOP TYPE)	PC200
7	SH121-TOP	BREAKER HYD (TOP TYPE)	DX340

Hydraulic Chisel

มีแบบหัวให้เลือกตามการใช้งาน

PARTS NAME	SHAPE
MOIL POINT TYPE	
UNIVERSAL TYPE	
V-WEDGE TYPE	
H-WEDGE TYPE	
FLAT TYPE	



Item	Part no.	Description	Model
1	03022	ROD (MOIL POINT TYPE) แหลม โด(D)=53mm. ยาว(L)=550mm.	PC30,DX35
2	F81136	ROD (MOIL POINT TYPE) แหลม โด(D)=60mm. ยาว(L)=600mm.	SK35
3	04322	ROD (MOIL POINT TYPE) แหลม โด(D)=75mm. ยาว(L)=710mm.	DX63
4	08022	ROD (MOIL POINT TYPE) แหลม โด(D)=100mm. ยาว(L)=1,050mm.	DX140
5	L01118	ROD (MOIL POINT TYPE) แหลม โด(D)=135mm. ยาว(L)=1,200mm.	PC120
6	22022	ROD (MOIL POINT TYPE) แหลม โด(D)=140mm. ยาว(L)=1,300mm.	DX200
7	32022	ROD (MOIL POINT TYPE) แหลม โด(D)= 155mm. ยาว(L)=1,500mm.	DX340
8	D81115	ROD (MOIL POINT TYPE) แหลม โด(D)=165mm. ยาว(L)=1,600mm.	PC450
9	45022	ROD (MOIL POINT TYPE) แหลม โด(D)=175mm. ยาว(L)=1,600mm.	DX500