

# SHARP

Be Original.

PN-70TB3  
PN-60TB3  
TOUCHSCREEN LCD MONITOR

Smooth, Intuitive, and Made for Sharing—  
Sharp BIG PAD Gives Your Communications a Boost



# BIG PAD

Sharp's BIG PAD PN-70TB3/60TB3 is designed for smooth and effortless communication in a wide range of contexts. Their highly responsive touch pens allow several people to write on the same screen at the same time. And SHARP Display Connect software enables multifaceted wireless communication. Whether in the boardroom or the classroom, Sharp changes the way you communicate.

## ● Simple, Intuitive Operation Lets You Focus on Interacting

### Simultaneous Writing

Recognising up to 10 points of contact, the PN-70TB3/60TB3 multi-touch LCD monitors allow up to four people to write on the screen at the same time using touch pens or fingers. Participants can take an active part in meetings, brainstorming sessions, classroom interactions, and more. Discussions and presentations become platforms for effective and lively exchanges of opinions.



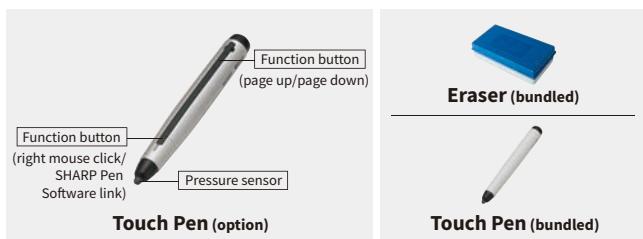
### User-Friendly SHARP Pen Software

Using a touch pen, you can easily launch and display the SHARP Pen Software user interface—a menu comprising smartly arranged icons that provide easy access to pen settings and functions. When using the optional touch pen with function buttons, each has its own dedicated menu, which can be displayed even when up to four people are writing on the screen at the same time. Pen settings such as colour and line thickness can be set for each touch pen.




### Smooth, Highly Responsive Touch Pen

The optional touch pen with function buttons is so smooth and light that using it is like writing on paper. A pressure sensor at the tip of this slim and lightweight pen lets you write with high precision and with an effortless and uninterrupted flow.



### Handwriting Recognition

These LCD monitors feature a handwriting recognition\* function for converting selected onscreen handwriting into standard text. This convenient function allows you to utilise onscreen content to make neat and legible minutes of your meetings.



\* Works with languages supported by SHARP Pen Software.

## Work Smarter with SHARP Display Connect

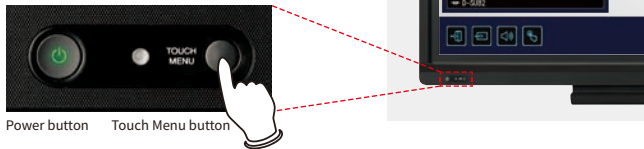
SHARP Display Connect\*1 software supports effective and multifaceted communication. Onscreen content—including handwritten notes and drawings made in real time—can be viewed simultaneously on the BIG PAD and mobile devices\*2 such as PCs, tablets, and smartphones. SHARP Display Connect facilitates interactive presentations, lively discussions, and paperless meetings in both business and educational settings.



# Designed with True User-Friendliness in Mind

## Touch-Operated Onscreen Display

Pressing the Touch Menu button displays an onscreen menu that lets you easily switch input sources, change volume level, or turn the touchscreen function on and off without using a remote controller.

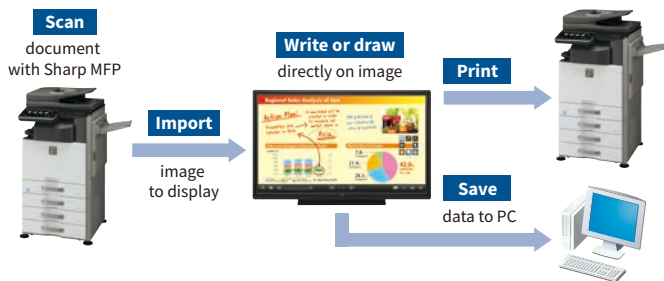


## Minimise Glare and Fingerprints

Protecting the screen is an anti-glare film that works to reduce glare and reflections and minimise fingerprint soiling on the glass.

## MFP Connectivity

Documents and images scanned from a compatible Sharp MFP can be imported directly to the SHARP Pen Software for display on the BIG PAD. For added convenience, image data shown onscreen—including notations—can be saved to a PC or sent directly to an MFP for printout.



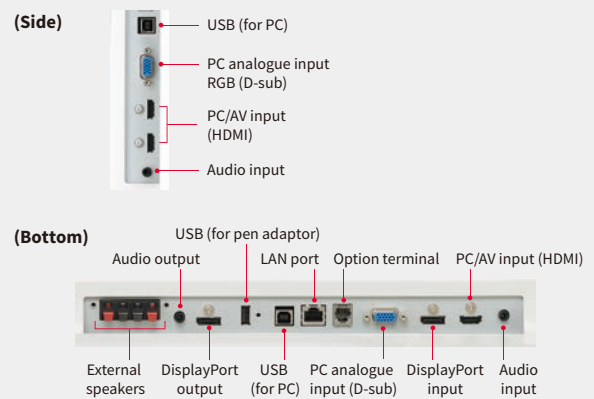
## Front-Mounted Speakers

Two speakers (10 W + 10 W) are mounted low on the front of the LCD monitor to deliver clearer sound.

- SHARP Display Connect enables the following interactive functions on BIG PAD and mobile devices connected via wireless LAN:
  - sharing of onscreen content
  - transfer of files
  - interactive onscreen writing and drawing
  - remote control of the BIG PAD from mobile devices
- Up to 50 mobile devices\*2 can be connected simultaneously.
- Files can be exchanged between mobile devices even if they are not connected to the BIG PAD.

## A Wealth of Input/Output Terminals

The PN-70TB3/60TB3 comes standard-equipped with a wealth of input/output terminals—on the side and the bottom of the monitor—to enable easy connection with a wide variety of equipment. This array of terminals includes three HDMI™ ports, two D-sub ports, two DisplayPort™ terminals (one input, one output), and two touchscreen-supporting USB ports. One of the USB ports can be assigned to a regularly connected PC, such as a host PC used to operate the LCD monitor. The other USB port facilitates temporary connection to another PC, such as one used by a meeting participant. This allows easy PC connection without the need to switch the USB cable.



- Users can capture onscreen images and save them on their mobile devices to make personally annotated memos (personal memo).
- SHARP Display Connect also connects two BIG PAD on the same network (intranet, VPN, etc.) to enable larger-scale interactive communications.

\*1 Access the downloader on the bundled CD-ROM to install the software.

\*2 OS requirements (as of March 2017): Host: Windows® 7, Windows 8.1, Windows 10; Client: Windows 7, Windows 8.1, Windows 10, Mac® OS X® v10.7, v10.8, v10.9, v10.10, v10.11, macOS® v10.12, Android™ 2.3–7.1, iOS® 6–10. Please comply with the license agreements of your OS and installed applications. Connecting 26 or more mobile devices requires at least two LAN access points.



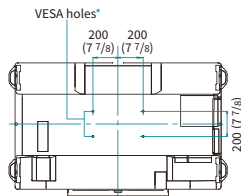
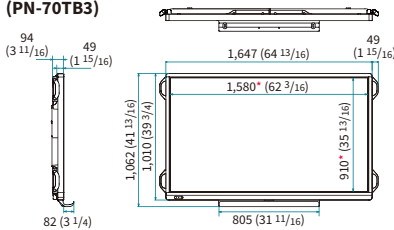
# Specifications

Model Name	PN-70TB3	PN-60TB3
Installation	Landscape	
LCD Panel	70-inch-class (69 1/2-inch [176.6 cm] diagonal) UV <sup>1</sup> A*1 LCD	
	60-inch-class (60 1/16-inch [152.5 cm] diagonal) UV <sup>1</sup> A*1 LCD	
	Max. Resolution	1,920 x 1,080 pixels
	Max. Display Colours (approx.)	1.06 billion colours
	Pixel Pitch (H x V)	0.802 x 0.802 mm
	Max. Brightness (average)*2	300 cd/m <sup>2</sup>
	Contrast Ratio	3,000 : 1
	Viewing Angle (H/V)	160°/160° (CR ≥ 10)
	Active Screen Area (W x H) (approx.)	1,538.9 x 865.6 mm (60 7/16" x 34 1/16")
	Response Time	6 ms (grey to grey, avg.)
	Backlight	LED, edge lit
Touchscreen	Touch Technology	IR (infrared blocking detection method)
	PC Connection Port	USB 2.0 (type B) x 2
	Power Supply	Supplied from main unit
	Multi Touch	10 points
	Protection Glass	Thickness: Approx. 3.4 mm*3 Shock resistance: 130 cm*4
		Thickness: Approx. 3.0 mm*3 Shock resistance: 130 cm*4
Touch Pen	Function Button	N/A (passive pen)
Computer Input	Video	Analogue RGB (0.7 Vp-p) [75Ω], DisplayPort 1.1a
	Synchronisation	Horizontal/vertical separation (TTL: positive/negative), Sync on green (D-sub 15-pin only), Composite sync (TTL: positive/negative)
	Plug & Play	VESA DDC2B
	Power Management	VESA DPMS
Video Colour System	NTSC (3.58 MHz, 4.43 MHz), PAL, PAL60, SECAM	
Input Terminals*5	PC analogue: Mini D-sub 15-pin x 2*6, HDMI (HDCP and 1080p compatible, PC/AV signal compatible) x 3, 3.5 mm-diameter mini stereo jack x 2, Video x 1*6, Component video x 1*6, DisplayPort (HDCP compatible, PC signal compatible) x 1	
Output Terminals*5	3.5 mm-diameter mini stereo jack x 1, DisplayPort (HDCP compatible) x 1	
Input/Output Terminals*5	LAN port (10Base-T/100Base-TX) x 1	
Speaker Output	Built-in	10 W + 10 W
	External	10 W + 10 W (6Ω)
Mounting	VESA (4 points), 400 x 200 mm pitch, M6 screw	
Power Supply	100V – 240V AC, 50/60 Hz	
Power Consumption	225 W	
	185 W	
Environmental Conditions	Operating Temperature	5° C to 35° C
	Operating Humidity	20% to 80% RH (no condensation)
Dimensions (W x D x H) (approx.) (display only)	1,647 x 94 x 1,010 mm (64 13/16" x 3 11/16" x 39 3/4")	1,437 x 94 x 890 mm (56 9/16" x 3 11/16" x 35 1/16")
Weight (approx.)	59 kg (130.1 lbs)	46 kg (101.5 lbs)
Main Accessories	AC power cord, remote control unit, batteries (AA size x 2), set-up manual, blank sticker, cable clamps x 5, camera mount, USB cable (3.0 m), eraser, pen tray, touch pen (without function button), SHARP Display Connect software CD-ROM	

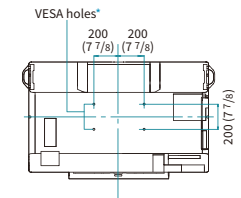
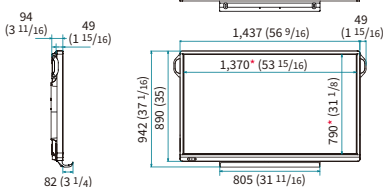
\*1 UV<sup>1</sup>A stands for Ultraviolet-induced Multi-domain Vertical Alignment, a photo-alignment technology that ensures uniform alignment of liquid crystal molecules. \*2 Brightness depends on input mode and other picture settings. Brightness level will decrease slightly over the lifetime of the product. Due to the physical limitations of the equipment, it is not possible to maintain a precisely constant level of brightness. \*3 Including AG film on the front and AR film on the back. \*4 Approximate distance at which the glass panel can withstand the impact of a 500-gram iron ball dropped on its center. \*5 Use a commercially available connection cable for PC and other video connections. \*6 Analogue PC, video, and component video are switchable (on bottom interface); use the menu to select. Video and component video connections require conversion cable via mini D-sub 15-pin jack.

## Dimensions

### (PN-70TB3)



### (PN-60TB3)



Units: mm (inch)

\* Screen dimensions

\* To use the VESA-standard mounting bracket, use M6 screws that are 8 to 10 mm plus the thickness of the bracket.

## Windows® PC System Requirements

PC	PC/AT compatible machine with USB 2.0 port and screen resolution of 1,920 x 1,080 (CD-ROM drive required for installation)
CPU	Intel® Celeron® B810E 1.6 GHz or higher Intel® Core™ i7-3517UE 1.7 GHz or higher recommended
OS	Windows® 7 (32-bit/64-bit), Windows® 8.1 (32-bit/64-bit), Windows® 10 (32-bit/64-bit)*
Memory	2 GB or more
Hard disk	200 MB or more free space (additional space required for saving data)

\* Use in desktop mode

## Options

### ■ PN-ZL01A : Touch Pen and Touch Pen Adaptor



### ■ PN-ZL02A : Touch Pen



Note: The PN-ZL01A/PN-ZL02A and the existing PN-ZL01/PN-ZL02 are incompatible with each other. They cannot be used concurrently.

Windows is either a registered trademark or trademark of Microsoft Corporation in the US and/or other countries. Mac, OS X, and macOS are trademarks of Apple Inc., registered in the US and other countries. Android is a trademark of Google LLC. iOS is a trademark or registered trademark of Cisco in the US and other countries and is used under license. The terms HDMI, HDMI High-Definition Multimedia Interface, and the HDMI Logo are trademarks or registered trademarks of HDMI Licensing Administrator, Inc. DisplayPort and the DisplayPort Compliance Logo are trademarks owned by the Video Electronics Standards Association in the US and other countries. Intel, Intel Core, and Celeron are trademarks of Intel Corporation in the US and/or other countries. All other brand names and product names may be trademarks or registered trademarks of their respective owners. All screen images appearing in this brochure are simulated. Design and specifications are subject to change without prior notice.



Distributed by:

# SHARP